

# Submittal Data Information

## Suction Diffuser Rear Strainer Pullout (RSP) "Grooved"

301-238

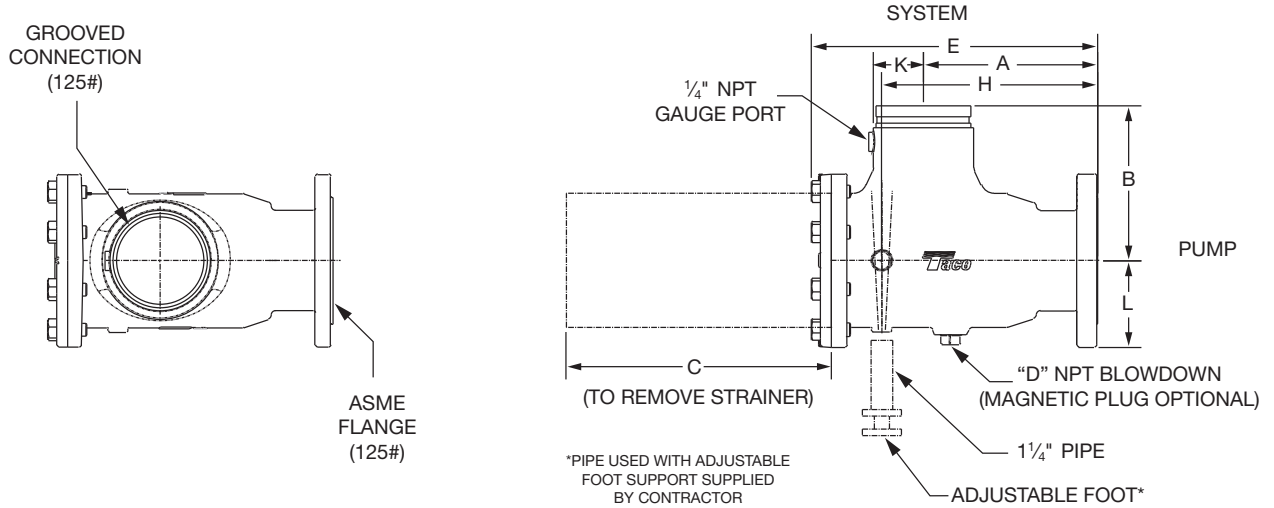
SUPERSEDES: June 1, 2011

EFFECTIVE: August 1, 2012

JOB \_\_\_\_\_ ENGINEER \_\_\_\_\_ CONTRACTOR \_\_\_\_\_ REP. \_\_\_\_\_

ITEM	QUANTITY	MODEL NO.	SIZE
------	----------	-----------	------

**DIMENSIONS**



Model Number	System	Pump	C <sub>v</sub>	Free Area (sq. in.)	A (Class 125)*	A (Class 250)*	B	C	D	E (Class 125)*	E (Class 250)*	H (Class 125)*	H (Class 250)*	K	L (Class 125)*	L (Class 250)*	WGT. (Class 125)*	WGT. (Class 250)*
SDG020015-4	2 Grooved	1½ Flanged	54	21	5.69 (145)	6.06 (154)	5.39 (137)	8.49 (216)	¾	9.25 (235)	9.62 (244)	6.92 (176)	7.29 (185)	1.20 (030)	2.50 (064)	3.06 (078)	17 (008)	19 (009)
SDG020020-4	2 Grooved	2 Flanged	106	21	5.44 (138)	5.69 (145)	5.39 (137)	8.24 (209)	¾	9.00 (229)	9.25 (235)	6.67 (169)	6.92 (176)	1.20 (030)	3.00 (076)	3.25 (083)	19 (009)	21 (010)
SDG025020-4	2½ Grooved	2 Flanged												1.55 (039)	3.00 (076)	3.25 (083)	19 (009)	25 (011)
SDG030020-4	3 Grooved	2 Flanged												1.85 (047)	3.00 (076)	3.25 (083)	20 (009)	28 (013)
SDG025025-4	2½ Grooved	2½ Flanged	135	24	6.06 (154)	6.56 (167)	6.01 (153)	8.97 (228)	¾	9.83 (250)	10.35 (263)	7.41 (188)	7.91 (201)	1.55 (039)	3.50 (089)	3.75 (095)	29 (013)	35 (016)
SDG030025-4	3 Grooved	2½ Flanged							1					1.85 (047)	3.50 (089)	3.75 (095)	29 (013)	37 (017)
SDG030030-4	3 Grooved	3 Flanged	220	35	6.86 (174)	7.62 (194)	6.56 (167)	10.47 (266)	1	11.41 (290)	12.18 (309)	8.32 (211)	9.09 (231)	1.85 (047)	3.75 (095)	4.12 (105)	41 (019)	49 (022)
SDG040030-4	4 Grooved	3 Flanged												2.32 (059)	3.75 (095)	4.12 (105)	43 (020)	52 (024)
SDG040040-4	4 Grooved	4 Flanged												2.32 (059)	4.50 (114)	5.00 (127)	61 (028)	70 (032)
SDG050040-4	5 Grooved	4 Flanged	380	64	7.94 (202)	8.93 (227)	8.45 (215)	12.86 (327)	1	13.96 (355)	14.90 (378)	10.29 (261)	11.28 (287)	2.90 (074)	4.50 (114)	5.00 (127)	61 (028)	74 (034)
SDG060040-4	6 Grooved	4 Flanged												3.41 (087)	4.50 (114)	5.00 (127)	62 (028)	80 (036)

NOTE: Dimensions are in inches. Metric dimensions are in millimeters and are in parentheses ( ). Weights are in lb (kg).  
 \*C' is the distance required to replace strainer.

\* Append 'A' for Class 250 working pressure flanged units (pump side) – e.g. Model Number SDG040030-4A.

**DIMENSIONS (continued)**

Model Number	System	Pump	C <sub>v</sub>	Free Area (sq. in.)	A (Class 125)*	A (Class 250)*	B	C	D	E (Class 125)*	E (Class 250)*	H (Class 125)*	H (Class 250)*	K	L (Class 125)*	L (Class 250)*	WGT. (Class 125)*	WGT. (Class 250)*
SDG050050-4	5 Grooved	5 Flanged	669	100	10.06 (256)	10.06 (256)	8.94 (227)	15.36 (390)	1	16.54 (420)	16.54 (420)	12.48 (317)	12.48 (317)	2.90 (074)	5.00 (127)	5.50 (140)	76 (035)	89 (040)
SDG060050-4	6 Grooved	5 Flanged												3.41 (087)	5.00 (127)	5.50 (140)	79 (036)	97 (044)
SDG060060-4	6 Grooved	6 Flanged	985	146	11.58 (294)	12.08 (307)	11.17 (284)	19.02 (483)	1	20.39 (518)	20.89 (531)	16.17 (411)	16.67 (423)	3.41 (087)	5.50 (140)	6.25 (159)	134 (061)	152 (069)
SDG080060-4	8 Grooved	6 Flanged												4.50 (114)	5.50 (140)	6.25 (159)	143 (065)	169 (077)
SDG100060-4	10 Grooved	6 Flanged												5.50 (140)	5.50 (140)	6.25 (159)	144 (065)	185 (084)
SDG080080-4	8 Grooved	8 Flanged	1657	248	14.43 (367)	15.31 (389)	13.21 (336)	23.79 (604)	1	25.32 (643)	26.19 (665)	20.22 (514)	21.10 (536)	4.50 (114)	6.75 (171)	7.50 (191)	244 (111)	270 (123)
SDG100080-4	10 Grooved	8 Flanged												5.50 (140)	6.75 (171)	7.50 (191)	246 (112)	287 (130)
SDG120080-4	12 Grooved	8 Flanged												6.50 (165)	6.75 (171)	7.50 (191)	250 (114)	307 (139)
SDG100100-4	10 Grooved	10 Flanged	2650	394	18.36 (466)	19.61 (498)	14.54 (369)	29.40 (747)	1	31.10 (790)	32.35 (822)	25.64 (651)	26.89 (683)	5.50 (140)	8.00 (203)	8.75 (222)	362 (164)	403 (183)
SDG120100-4	12 Grooved	10 Flanged												6.50 (165)	8.00 (203)	8.75 (222)	365 (166)	422 (192)
SDG140100-4	14 Grooved	10 Flanged												7.00 (178)	8.00 (203)	8.75 (222)	372 (169)	447 (203)
SDG120120-4	12 Grooved	12 Flanged	3000	570	20.39 (518)	22.64 (575)	16.62 (422)	33.72 (856)	1	35.50 (902)	37.75 (959)	29.83 (758)	32.08 (815)	6.50 (165)	9.50 (241)	10.25 (260)	534 (242)	591 (268)
SDG140120-4	14 Grooved	12 Flanged												7.00 (178)	9.50 (241)	10.25 (260)	548 (249)	623 (283)
SDG160120-4	16 Grooved	12 Flanged												8.00 (203)	9.50 (241)	10.25 (260)	564 (256)	658 (299)
SDG140140-4	14 Grooved	14 Flanged	3940	628	22.31 (567)	22.31 (567)	19.26 (489)	34.00 (864)	1	37.66 (957)	37.66 (957)	31.61 (803)	31.61 (803)	7.32 (186)	10.50 (267)	11.50 (292)	829 (376)	904 (410)
SDG160140-4	16 Grooved	14 Flanged												8.32 (211)	10.50 (267)	11.50 (292)	837 (380)	912 (414)

NOTE: Dimensions are in inches. Metric dimensions are in millimeters and are in parentheses ( ). Weights are in lb (kg). 'C' is the distance required to replace strainer.

\* Append 'A' for Class 250 working pressure flanged units (pump side) – e.g. Model Number SDG040030-4A.

**FEATURES**

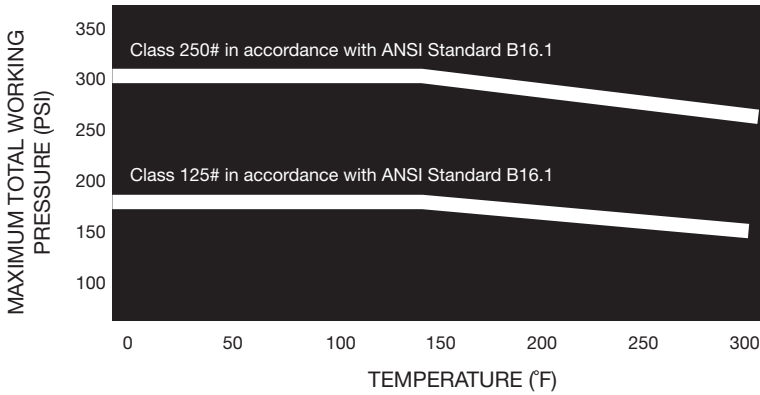
- Full Length Straightening Vane Assembly ensures uniform flow to the suction inlet of the pump
- Oversized Body Cylinder ensures minimal pressure drop
- Metering Port allows for the monitoring of system conditions
- Disposable Fine Mesh Start-Up Strainer promotes cleaner, more trouble-free system
- Removable Cover Plate and reusable "O" Ring allows for easy access and maintenance of Permanent Strainer
- Blow Down port allows for routine maintenance and removal of sediment and debris
- Ductile Iron Body on all units
- Optional Magnetic Insert to trap small metallic particles
- Available with Class 125\* flanges or Class 250\* flanges. Consult pressure/temperature chart below for operating limitations. (Flanged units are raised faced design.)

(All sizes available with optional DIN Flanges. Consult factory for details)

**MATERIALS OF CONSTRUCTION**

- |                              |                         |
|------------------------------|-------------------------|
| Body                         | - Ductile Iron          |
| Cover                        | - Ductile Iron          |
| Straightening Vanes          | - Stainless Steel (304) |
| Permanent Strainer           | - Stainless Steel (304) |
| Disposable Start Up Strainer | - Bronze (16 Mesh)      |
| Cover O-Ring                 | - EPDM                  |

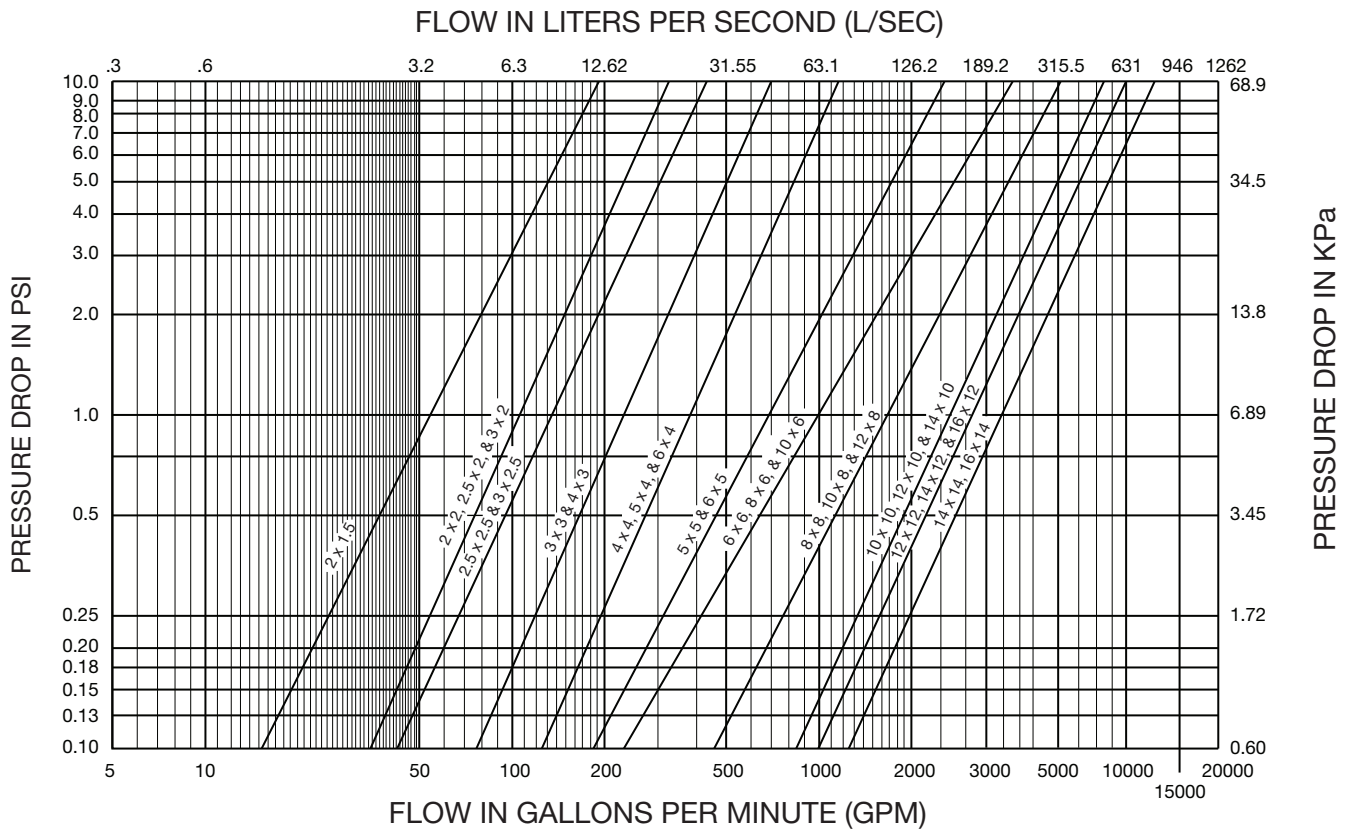
**PRESSURE TEMPERATURE RATINGS**



**OPERATING SPECIFICATIONS**

	Standard	Optional
Flange	Class 125*	Class 250*
Pressure	175 PSIG* (1210 KPA)	300 PSIG* (2070 KPA)
Temperature	250°F (120°C**)	250°F (120°C**)

\* Per Pressure Temperature Ratings chart to left.



**Taco Comfort Solutions™** A Taco Group Company

Taco, Inc., 1160 Cranston Street, Cranston, RI 02920 | Tel: (401) 942-8000 | FAX: (401) 942-2360

Taco (Canada), Ltd., 8450 Lawson Road, Suite #3, Milton, Ontario L9T 0J8 | Tel: (905) 564-9422 | FAX: (905) 564-9436

Visit our web site: [www.TacoComfort.com](http://www.TacoComfort.com) | Printed in USA | ©2015 Taco, Inc.

