


MAYTAG[®]

TECHNICAL SPECIFICATIONS

Model PSH1BG Series

iQ Drive[®]



M1200 Product Line

**Ultra High Efficiency Heat Pump
Up to 19.0 SEER — 2 - 5 Ton Capacity**

The iQ Drive® heat pump system features modulating compressor technology and variable speed indoor and outdoor fan motors. This system is controlled from a two stage cooling and heating heat pump thermostat. The system has the capability of adding up to 18% of an additional cooling above the rated capacity. The system has de-humidification capabilities from the thermostat or duct mounted humidistat.


Features and Benefits

- **iQ Drive:** Inverter driven Samsung rotary compressor provides five capacities in modulating operation from a two stage thermostat.
- **Interface control board:** Two digit LED provides system operation, status and diagnostic troubleshooting information.
 - Utilizes a patented capacity control algorithm to select the optimum system capacity level.
 - System Protection: Internal controls monitor system operation to protect the inverter drive and compressor.
 - Cooling operating temperature range: 50°F to 125°F
 - Locks out heating: below 0°F.
 - Adaptive demand defrost: Provides additional energy savings in heating by defrosting only when necessary.
 - Five Minute Restart Time Delay: When the unit shuts down, a delay keeps the unit from restarting, eliminating the highest cause for compressor failure.
- **Suction Accumulator:** Protection from liquid flood back and future compressor failures.
- **Compressor and Component Access:** Designed to make servicing easier for the contractor, hinge access panels are provided to all controls and the compressor.
- **High Efficiency with the low Sound Levels:** Up to 19 SEER with sound ratings of 58-73 depending upon operating conditions.
- **Compressor Sound Blanket:** Engineered to significantly reduce unwanted compressor noise.
- **Variable Speed Condenser Motor and Swept-Wing Fan Blade:** A heavy duty brushless DC motor for long lasting reliability and engineered to provide quiet operation. Requires no maintenance and is completely protected from rain and snow.
- **Common Suction Service Port:** This port allows the contractor to read the suction pressure in all modes of operation without removing any panels, saving time and increasing serviceability.
- **Discharge muffler:** Reduces compressor noise and vibration.
- **High Pressure Switch:** Protects against abnormally high system pressures. Auto-reset feature prevents nuisance service visits.
- **Low Pressure Switch:** Protects against loss of system refrigerant charge.
- **Liquid Line Filter Drier:** Included with unit, field installed.
- **Copper Tube / Aluminum Fin Coils:** outdoor coils are designed to optimize heat transfer, and increase durability and reliability.
- **Louvered Condenser Guard:** Durable metal guard protects the coil from yard hazards and extreme weather.
- **Composite Base Pan:** Absorbs sound and is corrosion resistant. Composite pan is also stronger and lighter than steel.
- **Designed Using Stainless Steel** – Durable brushed stainless steel protects the coil from yard hazards and extreme weather. Unit is trimmed in a silicone-protected polyester finish that passes 950 hours of salt spray per ASTM Std. B117.
- **One Piece Top/Orifice:** Designed for maximum airflow and quiet operation.
- **Removable Top Grille Assembly:** Allows ease of service from the top without disconnecting fan motor leads.
- **Servicer-Friendly Jacket** – Side panels can be easily removed and replaced without removing the top grill.

DIMENSIONS/OUTDOOR SECTION

14 SEER — High Efficiency

PSH1BG	24K	36K	48K	60K
H	37.25	41.25	41.25	45.25
W	31.75	31.75	31.75	31.75
D	31.75	31.75	31.75	31.75



IDENTIFICATION CODE

P S H 1 B G 4 C V R X 24 K

<p>Jacket Style</p> <p>Split System</p> <p>A - Air Conditioner H - Heat Pump</p> <p>Design Series</p> <p>B - Brazed Q - Quick Connect</p> <p>D - 13 SEER E - 14 SEER F - 16 SEER G - 18-20 SEER X - Export</p>	<p>Refrigerant</p> <p>4 - R-410a</p> <p>M - Micro-Channel C - Copper Coil</p>	<p>Stages</p> <p>1 - Single 2 - Two V - Inverter</p>	<p>Compressor</p> <p>S - Scroll R - Rotary E - Recip</p>	<p>Voltages</p> <p>C - 208/230-3-60 D - 460-3-60 E - 220/240-1-50 G - 380/420-3-50 K - 208/230-1-60</p> <p>Size (MBTU)</p> <p>Metering Device</p> <p>N - None X - TXV P - Piston E - EXV</p>
-------------------------------------------------------------------------------------------------------------------------------------------------------------------------------------------------------------------------------------------------------------	------------------------------------------------------------------------------------------	---------------------------------------------------------------------	-------------------------------------------------------------------------	-----------------------------------------------------------------------------------------------------------------------------------------------------------------------------------------------------------------------------------------------

PHYSICAL AND ELECTRICAL SPECIFICATIONS/OUTDOOR UNITS

16 SEER — High Efficiency

Model Number PSH1BG			24K	36K	48K	60K
Electrical Data	Volts-Cycles-Phase (1)		208/230-60-1			
	Total Amps		13.1	17.5	23.5	31.2
	Delay Fuse Max. (2)		25	35	45	60
	Min. Circuit Ampacity		15.8	21.2	28.7	38.0
Component Data	Fan Motor	Type	BLDC			
		Amps	2.6	2.6	2.6	3.8
		HP	1/3	1/3	1/3	1/2
	Compressor Data	RLA	10.5	14.9	20.9	27.4
		LRA	N/A	N/A	N/A	N/A
Refrigerant suction line O.D. NOTE: Liquid line is 3/8" O.D. for entire length.	0-24 ft.		3/4"	7/8"	7/8"	7/8"
	25-39 ft.		3/4"	7/8"	1-1/8"	1-1/8"
	40-75 ft.		7/8"	1-1/8"	1-1/8"	1-1/8"
	75-100 ft.		1-1/8"	1-1/8"	1-1/8"	1-1/8"
Approximate Weight (lbs.)	Net		234	246	296	321
	Ship		245	258	308	334
Sound Rating db	Minimum		60	58	63	63
	Maximum		71	71	73	72

(1) Operating Voltage Range: 187v min. — 253v max.

(2) HACR Type Circuit Breakers may be used.

(3) Additional charge for line sets above 15 feet.

Values based on suction line as follows with 3/8" liquid line.

a) 3/4" = 0.6 oz. per additional foot.

b) 7/8" = 0.7 oz. per additional foot.

c) 1-1/8" = 0.8 oz per additional foot.

(4) Refrigerant Tubing Limitations - The compressor manufacturer imposes a maximum equivalent line set length of 100 ft. Furthermore, vertical elevation shall not exceed 50 ft.

(5) For additional charging instructions please refer to the QRD.

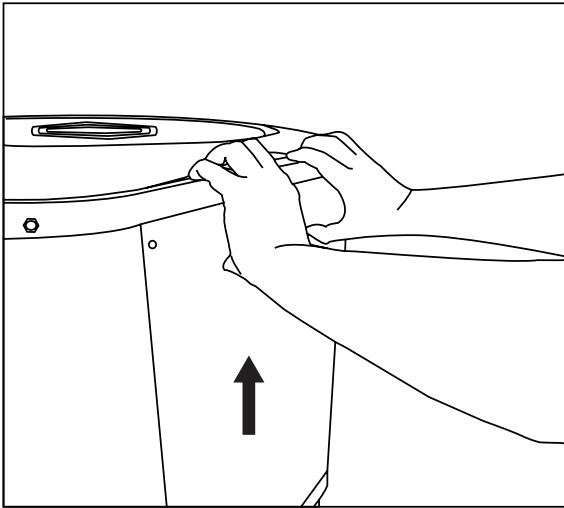
See current AHRI Directory for certified combinations and ratings.

www.ahridirectory.org

COPPER WIRE SIZE — AWG (1% Voltage Drop)				
Supply Wire Length-Feet				Supply Circuit Ampacity
200	150	100	50	
6	8	10	14	15
4	6	8	12	20
4	6	8	10	25
4	4	6	10	30
3	4	6	8	35
3	4	6	8	40
2	3	4	6	45
2	3	4	6	50

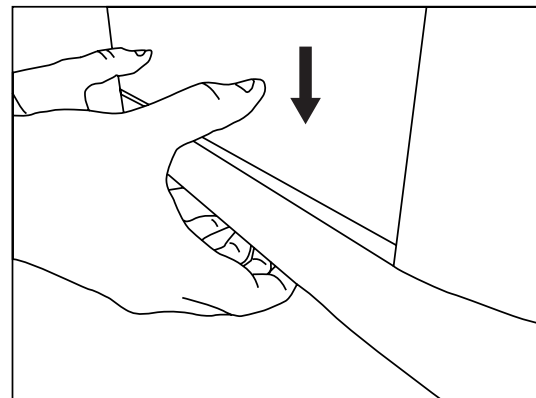
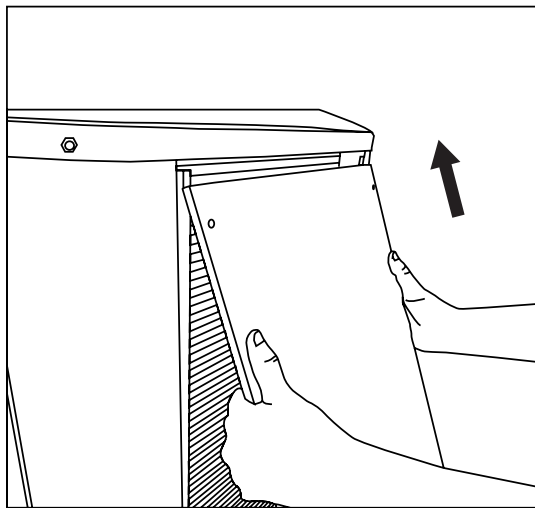
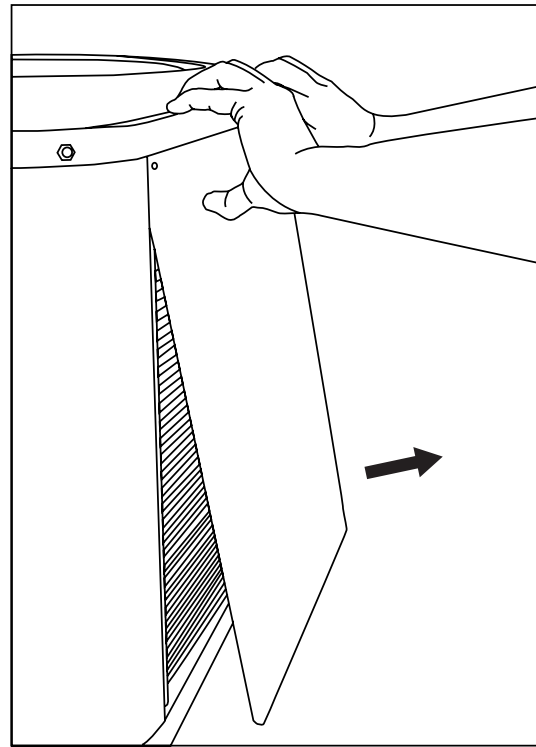
Wire Size based on N.E.C. for 60° type copper conductors.

PANEL REMOVAL AND REPLACEMENT INSTRUCTIONS



Removing Panels:

1. Remove screws.
2. Pull up on panel.
3. Rotate bottom of panel out.
4. Pull panel off.



Reinstalling Panels:

1. Place panel back in towards top of unit.
2. Rotate bottom of panel inwards.
3. Push panel down until it fills gap at bottom of unit.
4. Replace screws.

SYSTEM CAPACITIES AND MATCHES

Up to 19 SEER — Ultra High Efficiency — Single Phase

Model Number	Coil Model Number	Furnace Model Number	Capacity	SEER	EER	CFM 2nd Stg	CFM 1st Stg	Heat 47F	HSPF
PSH1BG4CVRX24K	B6VMAX24K-B		24,600	19.0	13.9	800	535	22,400	10
PSH1BG4CVRX24K	C6B(A,H)-X26(C,U)-B	MB7VM-1600-B	24,600	19.0	13.9	800	535	22,400	10
PSH1BG4CVRX24K	C6B(A,H)-X26(C,U)-B	MGC2S(*)B +(*)SHE	24,400	19.0	13.5	820	550	22,200	10
PSH1BG4CVRX24K	C6B(A,H)-X26(C,U)-B	PGC2T(*)VB	24,400	19.0	13.5	820	550	22,200	10
PSH1BG4CVRX36K	B6VMAX36K-B		34,800	19.0	12.6	1200	805	34,400	10
PSH1BG4CVRX36K	C6B(A,H)-X36(C,U)-B	MB7VM-1600-B	34,800	19.0	12.6	1200	805	34,400	10
PSH1BG4CVRX36K	C6B(A,H)-X36(C,U)-B	MGC2S(*)B +(*)SHE	34,600	18.0	12.0	1240	830	34,600	10
PSH1BG4CVRX36K	C6B(A,H)-X36(C,U)-B	PGC2T(*)VB	34,600	18.0	12.0	1240	830	34,600	10
PSH1BG4CVRX36K	C6B(A,H)-X36(C,U)-C	MGC2S(*)C +(*)SHE	34,800	18.5	12.5	1220	820	34,200	10
PSH1BG4CVRX36K	C6B(A,H)-X36(C,U)-C	PGC2T(*)VC	34,800	18.5	12.5	1220	820	34,200	10
PSH1BG4CVRX48K	B6VMAX48K-C		44,500	18.0	12.6	1350	905	44,000	9.5
PSH1BG4CVRX48K	C6B(A,H)-X48(C,U)-C	MB7VM-2000-C	44,500	18.0	12.6	1350	905	44,000	9.5
PSH1BG4CVRX48K	C6B(A,H)-X48(C,U)-C	MGC2S(*)C +(*)SHE	44,000	18.0	12.3	1350	905	44,200	9.0
PSH1BG4CVRX48K	C6B(A,H)-X48(C,U)-C	PGC2T(*)VC	44,000	18.0	12.3	1350	905	44,200	9.0
PSH1BG4CVRX60K	B6VMAX60K-C		53,000	18.0	11.5	1500	1005	56,000	9.5
PSH1BG4CVRX60K	C6B(A,H)-X60(C,U)-C	MB7VM-2000-C	53,000	18.0	11.5	1500	1005	56,000	9.5
PSH1BG4CVRX60K	C6B(A,H)-X60(C,U)-C	MGC2S(*)C +(*)SHE	53,000	18.0	11.4	1545	1035	56,000	9.5
PSH1BG4CVRX60K	C6B(A,H)-X60(C,U)-C	PGC2T(*)VC	53,000	18.0	11.4	1545	1035	56,000	9.5
PSH1BG4CVRX60K	C6B(A,H)-X60(C,U)-D	MGC2S(*)D +(*)SHE	53,000	18.0	11.4	1520	1020	56,000	9.5
PSH1BG4CVRX60K	C6B(A,H)-X60(C,U)-D	PGC2T(*)VD	53,000	18.0	11.4	1520	1020	56,000	9.5

Note: Conditions for Nominal Capacity rating are 80°F dry bulb temperature, 67°F wet bulb temperature (approximately 51% RH) indoors, 95°F outdoor ambient temperature. Minimum outdoor temperature for cooling is 50°F.

Note: Conditions for Nominal Capacity rating are 70°F dry bulb temperature indoors, 47°F dry bulb temperature, 43°F wet bulb temperature outdoors. Minimum outdoor temperature for heating is 0°F.

See current AHRI Directory for certified combinations and ratings.

www.ahridirectory.org

COOLING EXPANDED RATINGS WITH AIR HANDLER

PSH1BG4CVRX24K with B6VMAX24K-B

First Stage (Low Speed C1) Cooling

Outdoor Temperature:			65°F			75°F			85°F			95°F			105°F			115°F			125°F		
Blower cfm	Indoor Tdb	Indoor Twb	T.C.	S.C.	kW	T.C.	S.C.	kW	T.C.	S.C.	kW	T.C.	S.C.	kW	T.C.	S.C.	kW	T.C.	S.C.	kW	T.C.	S.C.	kW
450	80	62	12.5	12.1	0.4	11.9	11.7	0.5	11.2	11.2	0.6	10.6	10.6	0.8	9.9	9.9	0.9	9.3	9.3	1.1	8.7	8.5	1.3
	80	67	13.9	9.8	0.4	13.2	9.6	0.5	12.4	9.4	0.6	11.6	9.1	0.7	10.7	8.9	0.9	9.9	8.5	1.1	8.9	8.2	1.3
	80	72	15.4	7.7	0.4	14.7	7.5	0.5	13.9	7.2	0.6	13.0	7.0	0.7	12.0	6.7	0.9	10.8	6.3	1.1	9.6	5.9	1.3
	75	62	12.6	10.2	0.4	11.9	9.8	0.5	11.1	9.5	0.6	10.4	9.2	0.8	9.7	9.0	0.9	9.0	8.7	1.1	8.4	8.4	1.4
550	80	62	13.4	13.2	0.4	12.6	12.5	0.5	11.9	11.8	0.6	11.1	11.1	0.8	10.4	10.4	0.9	9.8	9.7	1.1	9.2	9.0	1.3
	80	67	14.3	10.9	0.4	13.5	10.7	0.5	12.7	10.5	0.6	11.9	10.2	0.7	11.1	9.9	0.9	10.2	9.5	1.1	9.4	9.1	1.4
	80	72	15.8	8.3	0.4	15.1	8.1	0.5	14.3	7.9	0.6	13.3	7.7	0.7	12.3	7.4	0.9	11.1	7.1	1.1	9.9	6.7	1.3
	75	62	13.1	11.2	0.4	12.3	10.8	0.5	11.5	10.5	0.6	10.7	10.2	0.8	10.0	9.8	0.9	9.4	9.4	1.1	8.7	8.7	1.4
650	80	62	14.3	14.2	0.4	13.4	13.3	0.5	12.5	12.5	0.6	11.7	11.7	0.8	10.9	10.9	0.9	10.2	10.2	1.1	9.6	9.6	1.4
	80	67	14.8	11.9	0.4	13.8	11.7	0.5	13.0	11.4	0.6	12.1	11.2	0.8	11.4	10.9	0.9	10.6	10.6	1.1	9.9	9.9	1.4
	80	72	16.2	9.0	0.4	15.5	8.8	0.5	14.6	8.6	0.6	13.7	8.4	0.7	12.6	8.1	0.9	11.4	7.8	1.1	10.2	7.5	1.4
	75	62	13.6	12.3	0.4	12.7	11.9	0.5	11.9	11.5	0.6	11.1	11.1	0.8	10.4	10.4	0.9	9.7	9.7	1.1	9.1	9.1	1.4

PSH1BG4CVRX24K with B6VMAX24K-B

Second Stage (Nominal High Speed C4) Cooling

Outdoor Temperature:			65°F			75°F			85°F			95°F			105°F			115°F			125°F		
Blower cfm	Indoor Tdb	Indoor Twb	T.C.	S.C.	kW	T.C.	S.C.	kW	T.C.	S.C.	kW	T.C.	S.C.	kW	T.C.	S.C.	kW	T.C.	S.C.	kW	T.C.	S.C.	kW
700	80	62	25.2	21.4	1.1	23.9	20.9	1.3	22.7	20.3	1.5	21.5	19.7	1.7	20.2	19.1	2.0	19.0	18.4	2.2	17.7	17.6	2.5
	80	67	27.3	18.0	1.1	26.1	17.6	1.3	24.8	17.1	1.5	23.5	16.6	1.7	22.1	16.1	2.0	20.6	15.5	2.2	18.9	14.8	2.5
	80	72	29.8	14.4	1.1	28.6	13.9	1.3	27.4	13.5	1.5	26.0	13.1	1.7	24.4	12.6	2.0	22.7	12.0	2.2	20.9	11.4	2.5
	75	62	24.7	18.1	1.1	23.6	17.7	1.3	22.5	17.2	1.5	21.3	16.7	1.7	20.1	16.1	2.0	18.9	15.4	2.2	17.6	14.7	2.5
800	80	62	26.1	23.1	1.2	24.8	22.6	1.3	23.4	21.9	1.5	22.1	21.1	1.8	20.8	20.2	2.0	19.5	19.1	2.2	18.2	18.0	2.5
	80	67	28.6	19.7	1.1	27.3	19.5	1.3	25.9	19.1	1.5	24.6	18.5	1.8	23.3	17.9	2.0	22.0	17.1	2.3	20.7	16.2	2.5
	80	72	30.4	15.0	1.1	29.3	14.6	1.3	28.0	14.2	1.5	26.5	13.8	1.8	24.9	13.2	2.0	23.1	12.6	2.3	21.2	12.0	2.6
	75	62	25.4	19.2	1.2	24.3	18.7	1.3	23.1	18.3	1.5	21.8	17.7	1.8	20.5	17.1	2.0	19.1	16.5	2.3	17.5	15.7	2.5
900	80	62	27.0	24.8	1.2	25.6	24.3	1.4	24.2	23.5	1.6	22.8	22.5	1.8	21.5	21.3	2.0	20.1	19.9	2.3	18.8	18.4	2.5
	80	67	29.3	21.0	1.2	27.9	21.0	1.4	26.5	20.6	1.6	25.2	20.0	1.8	23.9	19.1	2.0	22.5	18.1	2.3	21.2	16.8	2.6
	80	72	31.0	15.7	1.1	29.9	15.3	1.3	28.6	14.9	1.5	27.1	14.5	1.8	25.4	13.9	2.0	23.5	13.3	2.3	21.5	12.5	2.6
	75	62	26.0	20.3	1.2	24.9	19.8	1.4	23.7	19.3	1.6	22.4	18.8	1.8	20.9	18.2	2.0	19.3	17.5	2.3	17.5	16.6	2.6

PSH1BG4CVRX24K with B6VMAX24K-B

Second Stage (Boost Speed C5) Cooling

Outdoor Temperature:			65°F			75°F			85°F			95°F			105°F			115°F			125°F		
Blower cfm	Indoor Tdb	Indoor Twb	T.C.	S.C.	kW	T.C.	S.C.	kW	T.C.	S.C.	kW	T.C.	S.C.	kW	T.C.	S.C.	kW	T.C.	S.C.	kW	T.C.	S.C.	kW
700	80	62	29.2	23.5	1.5	27.6	22.8	1.7	26.1	22.1	1.9	24.6	21.4	2.1	23.1	20.7	2.4	-	-	-	-	-	-
	80	67	31.2	19.7	1.5	29.8	19.1	1.7	28.4	18.6	1.9	27.1	18.0	2.2	25.7	17.5	2.5	-	-	-	-	-	-
	80	72	34.4	16.1	1.4	33.2	15.6	1.7	31.8	15.1	1.9	30.2	14.6	2.2	28.5	14.0	2.5	-	-	-	-	-	-
	75	62	28.4	19.9	1.5	27.4	19.5	1.7	26.2	19.0	1.9	24.8	18.4	2.2	23.3	17.7	2.4	-	-	-	-	-	-
800	80	62	30.3	25.1	1.5	28.7	24.4	1.7	27.1	23.7	1.9	25.5	22.9	2.2	23.9	22.1	2.5	-	-	-	-	-	-
	80	67	32.2	20.9	1.5	30.8	20.3	1.7	29.4	19.8	1.9	27.9	19.2	2.2	26.5	18.7	2.5	-	-	-	-	-	-
	80	72	35.2	16.9	1.5	34.0	16.5	1.7	32.5	16.0	2.0	30.9	15.4	2.2	29.1	14.8	2.5	-	-	-	-	-	-
	75	62	29.4	21.1	1.5	28.3	20.7	1.7	27.0	20.2	2.0	25.5	19.6	2.2	23.9	18.8	2.5	-	-	-	-	-	-
900	80	62	31.3	26.8	1.5	29.8	26.1	1.7	28.1	25.4	2.0	26.4	24.5	2.2	24.6	23.6	2.5	-	-	-	-	-	-
	80	67	33.4	22.3	1.5	32.2	22.0	1.7	30.9	21.5	2.0	29.3	20.9	2.2	27.4	20.1	2.5	-	-	-	-	-	-
	80	72	36.0	17.7	1.5	34.7	17.3	1.7	33.3	16.8	2.0	31.6	16.3	2.3	29.7	15.6	2.5	-	-	-	-	-	-
	75	62	30.3	22.4	1.5	29.2	22.0	1.7	27.9	21.5	2.0	26.3	20.9	2.2	24.5	20.0	2.5	-	-	-	-	-	-

E.D.B. = Entering dry bulb E.W.B. = Entering wet bulb T.C. = Total Capacity S.C. = Sensible Capacity kW = Kilo Watts

NOTE: For outdoor temperature ranges that are blank, values are omitted because the interface controller may reduce compressor speed for protection.

COOLING EXPANDED RATINGS WITH AIR HANDLER (CONT.)

PSH1BG4CVRX36K with B6VMAX36K-B

First Stage (Low Speed C1) Cooling

Outdoor Temperature:			65°F			75°F			85°F			95°F			105°F			115°F			125°F		
Blower cfm	Indoor Tdb	Indoor Twb	T.C.	S.C.	kW	T.C.	S.C.	kW	T.C.	S.C.	kW	T.C.	S.C.	kW	T.C.	S.C.	kW	T.C.	S.C.	kW	T.C.	S.C.	kW
700	80	62	20.0	19.1	0.7	19.2	18.5	0.8	18.3	17.9	1.0	17.3	17.0	1.1	16.2	16.0	1.3	14.9	14.9	1.5	13.6	13.6	1.8
	80	67	22.3	16.0	0.7	21.1	15.7	0.8	19.9	15.3	1.0	18.5	14.8	1.2	17.1	14.2	1.4	15.7	13.6	1.6	14.2	12.9	1.8
	80	72	24.4	12.4	0.6	23.2	12.1	0.8	21.9	11.8	1.0	20.6	11.4	1.1	19.1	10.9	1.3	17.5	10.4	1.6	15.9	9.8	1.8
	75	62	20.2	15.4	0.7	19.1	14.9	0.8	18.0	14.5	1.0	16.7	14.0	1.2	15.4	13.5	1.3	14.1	13.0	1.6	12.6	12.6	1.8
800	80	62	20.8	20.1	0.7	19.9	19.4	0.8	18.9	18.6	1.0	17.8	17.6	1.2	16.7	16.6	1.4	15.4	15.4	1.6	14.1	14.1	1.8
	80	67	22.8	17.2	0.7	21.6	16.9	0.8	20.2	16.4	1.0	18.8	15.9	1.2	17.4	15.4	1.4	15.9	14.7	1.6	14.4	14.0	1.8
	80	72	24.9	13.1	0.6	23.7	12.9	0.8	22.4	12.6	1.0	21.0	12.2	1.2	19.5	11.7	1.4	17.8	11.1	1.6	16.1	10.5	1.8
	75	62	20.6	16.5	0.7	19.5	16.1	0.8	18.4	15.7	1.0	17.1	15.2	1.2	15.7	14.6	1.4	14.2	14.0	1.6	12.7	12.7	1.8
900	80	62	21.5	21.1	0.7	20.6	20.3	0.8	19.5	19.3	1.0	18.4	18.3	1.2	17.2	17.1	1.4	15.9	15.9	1.6	14.6	14.6	1.8
	80	67	23.3	18.4	0.7	22.0	18.1	0.9	20.6	17.7	1.0	19.1	17.2	1.2	17.7	16.5	1.4	16.1	15.7	1.6	14.5	14.5	1.8
	80	72	25.4	13.9	0.7	24.2	13.7	0.8	22.9	13.4	1.0	21.4	13.0	1.2	19.9	12.5	1.4	18.1	11.9	1.6	16.3	11.2	1.8
	75	62	21.1	17.7	0.7	20.0	17.5	0.9	18.8	17.0	1.0	17.5	16.4	1.2	16.0	15.6	1.4	14.4	14.4	1.6	12.7	12.7	1.8

PSH1BG4CVRX36K with B6VMAX36K-B

Second Stage (Nominal High Speed C4) Cooling

Outdoor Temperature:			65°F			75°F			85°F			95°F			105°F			115°F			125°F		
Blower cfm	Indoor Tdb	Indoor Twb	T.C.	S.C.	kW	T.C.	S.C.	kW	T.C.	S.C.	kW	T.C.	S.C.	kW	T.C.	S.C.	kW	T.C.	S.C.	kW	T.C.	S.C.	kW
1050	80	62	35.7	30.9	1.8	33.8	30.1	2.0	32.0	29.2	2.3	30.2	28.3	2.6	28.5	27.3	3.0	26.8	26.4	3.3	-	-	-
	80	67	39.0	26.1	1.8	37.6	25.5	2.1	35.9	24.8	2.4	34.1	24.0	2.7	32.1	23.3	3.0	29.9	22.5	3.4	-	-	-
	80	72	40.8	19.7	1.8	40.2	19.8	2.0	39.2	19.6	2.3	37.6	19.2	2.7	35.5	18.5	3.0	32.8	17.6	3.4	-	-	-
	75	62	36.0	25.5	1.8	34.3	24.7	2.1	32.5	23.9	2.3	30.7	23.2	2.6	28.8	22.4	3.0	26.9	21.7	3.3	-	-	-
1200	80	62	36.3	32.7	1.9	34.6	31.9	2.1	32.9	31.0	2.4	31.1	29.9	2.7	29.4	28.7	3.1	27.6	27.4	3.4	-	-	-
	80	67	39.3	27.1	1.9	38.1	26.9	2.2	36.6	26.6	2.4	34.8	26.0	2.8	32.6	25.1	3.1	30.2	24.1	3.5	-	-	-
	80	72	41.0	20.2	1.9	40.6	20.4	2.1	39.6	20.3	2.4	38.1	20.0	2.8	35.9	19.3	3.1	33.2	18.4	3.5	-	-	-
	75	62	36.6	26.8	1.9	34.9	26.0	2.1	33.1	25.2	2.4	31.3	24.4	2.7	29.3	23.7	3.1	27.3	23.0	3.4	-	-	-
1350	80	62	37.0	34.6	1.9	35.4	33.8	2.2	33.8	32.8	2.5	32.1	31.5	2.8	30.3	30.0	3.1	28.5	28.3	3.5	-	-	-
	80	67	39.7	28.1	1.9	38.8	28.5	2.2	37.5	28.4	2.5	35.7	27.9	2.8	33.4	27.1	3.1	30.6	25.8	3.5	-	-	-
	80	72	41.2	20.7	2.0	41.0	21.0	2.2	40.1	21.1	2.5	38.6	20.8	2.8	36.4	20.1	3.2	33.6	19.2	3.6	-	-	-
	75	62	37.2	28.1	2.0	35.5	27.2	2.2	33.7	26.4	2.5	31.8	25.7	2.8	29.8	25.0	3.2	27.7	24.4	3.5	-	-	-

PSH1BG4CVRX36K with B6VMAX36K-B

Second Stage (Boost Speed C5) Cooling

Outdoor Temperature:			65°F			75°F			85°F			95°F			105°F			115°F			125°F		
Blower cfm	Indoor Tdb	Indoor Twb	T.C.	S.C.	kW	T.C.	S.C.	kW	T.C.	S.C.	kW	T.C.	S.C.	kW	T.C.	S.C.	kW	T.C.	S.C.	kW	T.C.	S.C.	kW
1050	80	62	39.1	32.8	2.1	37.6	32.1	2.4	35.8	31.1	2.7	33.8	29.9	3.1	31.6	28.5	3.5	-	-	-	-	-	-
	80	67	42.2	27.2	2.2	41.3	26.9	2.5	39.9	26.4	2.8	37.8	25.6	3.1	35.2	24.5	3.5	-	-	-	-	-	-
	80	72	44.2	21.0	2.1	44.4	21.4	2.3	43.6	21.2	2.6	41.9	20.6	3.0	39.1	19.5	3.6	-	-	-	-	-	-
	75	62	39.6	27.2	2.2	38.0	26.4	2.5	36.1	25.5	2.8	34.1	24.6	3.1	32.0	23.6	3.5	-	-	-	-	-	-
1200	80	62	39.7	34.2	2.2	38.2	33.8	2.5	36.5	33.0	2.8	34.6	31.9	3.2	32.4	30.5	3.6	-	-	-	-	-	-
	80	67	42.5	28.1	2.2	41.9	28.3	2.5	40.6	28.0	2.9	38.6	27.3	3.2	35.8	26.1	3.6	-	-	-	-	-	-
	80	72	44.1	21.4	2.2	44.3	21.7	2.5	43.6	21.7	2.9	42.1	21.3	3.2	39.6	20.5	3.7	-	-	-	-	-	-
	75	62	40.1	28.4	2.2	38.6	27.8	2.5	36.8	27.0	2.9	34.8	26.1	3.2	32.6	25.0	3.6	-	-	-	-	-	-
1350	80	62	40.3	35.6	2.3	38.9	35.5	2.6	37.2	35.0	2.9	35.3	34.0	3.3	33.1	32.5	3.7	-	-	-	-	-	-
	80	67	42.9	29.0	2.3	42.5	29.7	2.6	41.3	29.7	2.9	39.3	29.1	3.3	36.5	27.8	3.7	-	-	-	-	-	-
	80	72	44.5	22.1	2.3	45.1	22.8	2.6	44.6	23.0	3.0	43.0	22.6	3.3	40.3	21.6	3.8	-	-	-	-	-	-
	75	62	40.7	29.6	2.3	39.2	29.3	2.6	37.4	28.6	2.9	35.4	27.6	3.3	33.2	26.4	3.7	-	-	-	-	-	-

E.D.B. = Entering dry bulb E.W.B. = Entering wet bulb T.C. = Total Capacity S.C. = Sensible Capacity kW = Kilo Watts

NOTE: For outdoor temperature ranges that are blank, values are omitted because the interface controller may reduce compressor speed for protection.

COOLING EXPANDED RATINGS WITH AIR HANDLER (CONT.)

PSH1BG4CVRX48K with B6VMAX48K-C

First Stage (Low Speed C1) Cooling

Outdoor Temperature:			65°F			75°F			85°F			95°F			105°F			115°F			125°F		
Blower cfm	Indoor Tdb	Indoor Twb	T.C.	S.C.	kW	T.C.	S.C.	kW	T.C.	S.C.	kW	T.C.	S.C.	kW	T.C.	S.C.	kW	T.C.	S.C.	kW	T.C.	S.C.	kW
750	80	62	25.7	22.4	1.0	24.4	21.9	1.2	23.1	21.3	1.4	21.6	20.6	1.6	20.1	19.8	1.9	18.5	18.5	2.1	16.7	16.7	2.4
	80	67	29.7	19.8	1.0	29.0	19.9	1.1	27.7	19.5	1.4	25.6	18.5	1.6	22.9	17.0	1.9	19.4	14.8	2.2	15.3	12.0	2.5
	80	72	32.0	15.5	0.9	30.2	14.8	1.1	28.5	14.2	1.4	26.7	13.6	1.6	24.9	13.0	1.9	23.1	12.5	2.1	21.4	11.9	2.4
	75	62	25.7	19.3	1.0	24.5	18.7	1.2	23.1	18.0	1.4	21.7	17.3	1.6	20.2	16.4	1.9	18.7	15.4	2.1	17.0	14.3	2.4
900	80	62	26.8	24.9	1.0	25.4	24.1	1.2	24.0	23.2	1.4	22.5	22.1	1.7	21.0	20.9	1.9	19.4	19.4	2.2	17.8	17.8	2.5
	80	67	30.6	21.6	1.0	29.9	21.8	1.2	28.6	21.4	1.4	26.5	20.5	1.6	23.8	18.9	1.9	20.3	16.7	2.2	16.1	13.6	2.5
	80	72	32.8	16.6	0.9	31.1	16.0	1.1	29.4	15.4	1.4	27.6	14.8	1.6	25.7	14.3	1.9	23.7	13.7	2.2	21.7	13.0	2.5
	75	62	26.8	21.1	1.0	25.5	20.3	1.2	24.0	19.6	1.4	22.5	18.9	1.6	20.9	18.1	1.9	19.2	17.2	2.2	17.5	16.3	2.5
1050	80	62	28.0	27.5	1.0	26.4	26.2	1.2	24.9	24.9	1.4	23.4	23.4	1.7	21.8	21.8	1.9	20.3	20.3	2.2	18.8	18.6	2.5
	80	67	31.5	23.5	1.0	30.8	23.8	1.2	29.5	23.5	1.4	27.4	22.6	1.7	24.6	21.0	1.9	21.1	18.6	2.2	17.0	15.4	2.5
	80	72	33.6	17.8	1.0	32.1	17.2	1.2	30.3	16.6	1.4	28.5	16.1	1.7	26.5	15.6	1.9	24.3	14.9	2.2	22.0	14.2	2.5
	75	62	26.8	21.1	1.0	25.5	20.3	1.2	24.0	19.6	1.4	22.5	18.9	1.6	20.9	18.1	1.9	19.2	17.2	2.2	17.5	16.3	2.5

PSH1BG4CVRX48K with B6VMAX48K-C

Second Stage (Nominal High Speed C4) Cooling

Outdoor Temperature:			65°F			75°F			85°F			95°F			105°F			115°F			125°F		
Blower cfm	Indoor Tdb	Indoor Twb	T.C.	S.C.	kW	T.C.	S.C.	kW	T.C.	S.C.	kW	T.C.	S.C.	kW	T.C.	S.C.	kW	T.C.	S.C.	kW	T.C.	S.C.	kW
1200	80	62	45.1	37.8	2.4	43.3	37.0	2.7	41.3	36.0	3.0	39.0	34.9	3.4	36.6	33.8	3.8	34.0	32.4	4.2	-	-	-
	80	67	49.5	32.1	2.3	48.1	31.9	2.7	45.9	31.1	3.0	43.1	29.8	3.4	39.5	28.0	3.8	35.3	25.6	4.3	-	-	-
	80	72	53.5	25.8	2.3	51.7	25.1	2.7	49.6	24.3	3.1	47.0	23.4	3.5	44.1	22.3	3.9	40.7	20.9	4.3	-	-	-
	75	62	44.8	32.4	2.4	42.2	30.9	2.7	39.8	29.6	3.0	37.6	28.5	3.4	35.6	27.6	3.8	33.7	26.9	4.2	-	-	-
1350	80	62	46.1	40.2	2.4	44.2	39.2	2.8	42.1	38.2	3.1	39.9	37.0	3.5	37.4	35.7	3.9	34.9	34.2	4.3	-	-	-
	80	67	50.4	33.8	2.4	49.0	33.5	2.8	46.8	32.8	3.1	44.0	31.5	3.5	40.4	29.6	3.9	36.2	27.1	4.4	-	-	-
	80	72	54.1	26.6	2.4	52.6	26.2	2.8	50.6	25.5	3.1	48.0	24.6	3.5	44.9	23.3	4.0	41.3	21.8	4.4	-	-	-
	75	62	45.7	33.9	2.4	43.3	32.5	2.8	40.9	31.2	3.1	38.5	30.1	3.5	36.2	29.0	3.9	34.0	28.0	4.3	-	-	-
1500	80	62	47.0	42.5	2.5	45.0	41.6	2.8	42.9	40.5	3.2	40.7	39.2	3.6	38.3	37.8	4.0	35.7	35.7	4.4	-	-	-
	80	67	51.4	35.5	2.5	49.9	35.3	2.8	47.8	34.5	3.2	45.0	33.1	3.6	41.4	31.2	4.0	37.1	28.7	4.5	-	-	-
	80	72	54.6	27.4	2.5	53.5	27.2	2.8	51.6	26.6	3.2	49.1	25.7	3.6	45.8	24.4	4.1	41.9	22.7	4.5	-	-	-
	75	62	46.5	35.5	2.5	44.3	34.2	2.8	41.9	32.9	3.2	39.5	31.7	3.6	36.9	30.5	3.9	34.2	29.2	4.3	-	-	-

PSH1BG4CVRX48K with B6VMAX48K-C

Second Stage (Boost Speed C5) Cooling

Outdoor Temperature:			65°F			75°F			85°F			95°F			105°F			115°F			125°F		
Blower cfm	Indoor Tdb	Indoor Twb	T.C.	S.C.	kW	T.C.	S.C.	kW	T.C.	S.C.	kW	T.C.	S.C.	kW	T.C.	S.C.	kW	T.C.	S.C.	kW	T.C.	S.C.	kW
1200	80	62	52.3	41.3	3.2	49.9	40.3	3.6	47.7	39.2	4.0	45.7	38.1	4.4	43.9	37.0	4.9	-	-	-	-	-	-
	80	67	57.8	36.2	3.2	56.5	35.9	3.6	54.6	35.2	4.1	51.9	34.1	4.6	48.5	32.4	5.1	-	-	-	-	-	-
	80	72	61.0	28.7	3.3	60.1	28.3	3.7	58.2	27.6	4.1	55.3	26.6	4.6	51.4	25.2	5.1	-	-	-	-	-	-
	75	62	52.1	36.3	3.2	49.9	35.2	3.6	47.6	33.9	4.0	45.1	32.7	4.4	42.4	31.3	4.9	-	-	-	-	-	-
1350	80	62	53.9	44.1	3.3	51.6	43.0	3.7	49.2	41.8	4.1	46.8	40.5	4.6	44.3	39.1	5.0	-	-	-	-	-	-
	80	67	57.9	37.1	3.3	56.7	36.9	3.7	54.8	36.3	4.1	52.2	35.1	4.6	48.9	33.5	5.1	-	-	-	-	-	-
	80	72	61.4	29.5	3.3	61.0	29.3	3.8	59.4	28.8	4.2	56.5	27.8	4.7	52.4	26.3	5.1	-	-	-	-	-	-
	75	62	53.6	38.2	3.3	51.3	37.1	3.7	48.9	35.8	4.1	46.4	34.5	4.5	43.7	33.1	5.0	-	-	-	-	-	-
1500	80	62	55.5	46.9	3.3	53.2	45.8	3.8	50.6	44.5	4.2	47.8	43.0	4.7	44.8	41.1	5.1	-	-	-	-	-	-
	80	67	58.1	38.1	3.3	57.0	37.9	3.8	55.1	37.3	4.2	52.5	36.2	4.7	49.3	34.5	5.1	-	-	-	-	-	-
	80	72	61.8	30.3	3.4	61.9	30.5	3.9	60.5	30.1	4.3	57.7	29.0	4.8	53.3	27.3	5.2	-	-	-	-	-	-
	75	62	55.1	40.2	3.4	52.7	39.0	3.8	50.3	37.7	4.2	47.7	36.4	4.6	44.9	35.0	5.1	-	-	-	-	-	-

E.D.B. = Entering dry bulb E.W.B. = Entering wet bulb T.C. = Total Capacity S.C. = Sensible Capacity kW = Kilo Watts

NOTE: For outdoor temperature ranges that are blank, values are omitted because the interface controller may reduce compressor speed for protection.

COOLING EXPANDED RATINGS WITH AIR HANDLER (CONT.)

PSH1BG4CVRX60K with B6VMAX60K-C

First Stage (Low Speed C1) Cooling

Outdoor Temperature:			65°F			75°F			85°F			95°F			105°F			115°F			125°F		
Blower cfm	Indoor Tdb	Indoor Twb	T.C.	S.C.	kW	T.C.	S.C.	kW	T.C.	S.C.	kW	T.C.	S.C.	kW	T.C.	S.C.	kW	T.C.	S.C.	kW	T.C.	S.C.	kW
850	80	62	27.6	25.2	1.0	26.1	24.6	1.2	24.6	23.9	1.4	23.1	23.1	1.7	21.6	21.6	1.9	20.1	20.1	2.1	18.7	18.7	2.4
	80	67	31.0	21.3	1.0	29.6	20.9	1.2	28.1	20.4	1.4	26.3	19.8	1.6	24.3	19.0	1.9	22.2	18.0	2.1	19.8	16.7	2.4
	80	72	34.4	16.9	0.9	33.0	16.4	1.1	31.3	15.8	1.4	29.4	15.2	1.6	27.3	14.6	1.9	25.0	13.8	2.1	22.5	12.9	2.4
	75	62	28.2	21.8	1.0	27.0	21.3	1.2	25.5	20.7	1.4	23.8	19.9	1.6	21.7	18.9	1.9	19.3	17.6	2.1	16.6	15.9	2.4
1000	80	62	28.6	28.0	1.0	27.0	27.0	1.2	25.6	25.5	1.5	24.2	24.2	1.7	22.9	22.9	1.9	21.8	21.7	2.2	20.7	20.7	2.4
	80	67	31.7	23.2	1.0	30.4	22.8	1.2	28.8	22.2	1.4	27.0	21.4	1.7	25.0	20.5	1.9	22.8	19.3	2.2	20.3	17.8	2.4
	80	72	35.1	18.1	1.0	33.6	17.6	1.2	31.9	17.1	1.4	30.0	16.5	1.6	27.8	15.7	1.9	25.4	14.8	2.2	22.8	13.8	2.4
	75	62	29.0	23.5	1.1	27.7	23.0	1.2	26.2	22.4	1.5	24.5	21.7	1.7	22.8	20.8	1.9	20.9	19.8	2.2	18.8	18.6	2.4
1150	80	62	29.7	29.7	1.1	28.0	28.0	1.3	26.5	26.5	1.5	25.2	25.2	1.7	24.2	24.2	1.9	23.4	23.4	2.2	22.8	21.0	2.4
	80	67	32.5	25.2	1.0	31.2	24.7	1.2	29.6	24.1	1.5	27.8	23.2	1.7	25.7	22.0	1.9	23.4	20.6	2.2	20.8	18.9	2.5
	80	72	35.8	19.3	1.0	34.3	18.9	1.2	32.6	18.4	1.4	30.6	17.7	1.7	28.4	16.9	1.9	25.9	15.9	2.2	23.2	14.7	2.5
	75	62	29.8	25.3	1.1	28.3	24.8	1.3	26.8	24.3	1.5	25.3	23.6	1.7	23.9	22.9	1.9	22.5	22.2	2.2	21.1	21.0	2.5

PSH1BG4CVRX60K with B6VMAX60K-C

Second Stage (Nominal High Speed C4) Cooling

Outdoor Temperature:			65°F			75°F			85°F			95°F			105°F			115°F			125°F		
Blower cfm	Indoor Tdb	Indoor Twb	T.C.	S.C.	kW	T.C.	S.C.	kW	T.C.	S.C.	kW	T.C.	S.C.	kW	T.C.	S.C.	kW	T.C.	S.C.	kW	T.C.	S.C.	kW
1350	80	62	55.3	44.4	3.2	52.7	43.7	3.6	50.1	42.9	4.0	47.5	41.8	4.4	44.9	40.6	4.8	42.4	39.2	5.3	-	-	-
	80	67	58.6	37.6	3.2	57.1	36.9	3.6	54.8	35.9	4.0	51.7	34.5	4.5	47.8	32.7	4.9	43.0	30.4	5.4	-	-	-
	80	72	64.4	31.0	3.3	63.3	30.2	3.7	61.4	29.3	4.1	58.7	28.3	4.6	55.1	27.0	5.0	50.6	25.5	5.5	-	-	-
	75	62	54.5	38.7	3.2	52.4	37.6	3.6	50.0	36.4	4.0	47.4	35.1	4.4	44.5	33.7	4.9	41.3	32.1	5.3	-	-	-
1500	80	62	56.4	46.8	3.3	53.7	46.1	3.7	50.9	45.1	4.1	48.2	43.9	4.5	45.5	42.4	4.9	42.9	40.8	5.4	-	-	-
	80	67	59.4	38.9	3.4	58.4	38.5	3.8	56.2	37.7	4.2	53.0	36.3	4.6	48.7	34.3	5.1	43.3	31.6	5.5	-	-	-
	80	72	65.0	31.6	3.4	64.3	31.2	3.8	62.5	30.5	4.2	59.7	29.5	4.7	55.7	28.2	5.1	50.6	26.5	5.6	-	-	-
	75	62	55.5	40.4	3.3	53.3	39.4	3.7	50.9	38.3	4.1	48.2	37.0	4.5	45.3	35.6	5.0	42.2	34.1	5.4	-	-	-
1650	80	62	57.5	49.2	3.4	54.6	48.5	3.8	51.8	47.5	4.1	48.9	46.1	4.6	46.1	44.3	5.0	43.4	42.4	5.5	-	-	-
	80	67	60.2	40.2	3.4	59.6	40.2	3.8	57.6	39.5	4.2	54.3	38.2	4.7	49.6	36.0	5.1	43.6	32.8	5.6	-	-	-
	80	72	65.7	32.2	3.5	65.4	32.1	3.9	63.7	31.7	4.3	60.7	30.8	4.8	56.3	29.5	5.3	50.7	27.6	5.8	-	-	-
	75	62	56.5	42.1	3.4	54.2	41.2	3.8	51.7	40.2	4.2	49.1	39.0	4.6	46.2	37.6	5.0	43.1	36.1	5.5	-	-	-

Second Stage (Boost Speed C5) Cooling

PSH1BG4CVRX60K with B6VMAX60K-C

Outdoor Temperature:			65°F			75°F			85°F			95°F			105°F			115°F			125°F		
Blower cfm	Indoor Tdb	Indoor Twb	T.C.	S.C.	kW	T.C.	S.C.	kW	T.C.	S.C.	kW	T.C.	S.C.	kW	T.C.	S.C.	kW	T.C.	S.C.	kW	T.C.	S.C.	kW
1350	80	62	62.0	49.4	4.2	59.3	48.0	4.7	56.6	46.6	5.1	53.8	45.1	5.6	50.9	43.6	6.1	-	-	-	-	-	-
	80	67	67.5	42.0	4.3	67.3	42.5	4.8	65.6	42.1	5.3	62.4	40.6	5.8	57.6	38.0	6.3	-	-	-	-	-	-
	80	72	71.2	32.4	4.3	71.4	32.9	4.9	70.0	32.6	5.4	67.1	31.5	6.0	62.6	29.7	6.5	-	-	-	-	-	-
	75	62	62.2	42.6	4.3	59.9	41.5	4.7	57.2	40.3	5.2	54.3	38.9	5.6	51.0	37.2	6.2	-	-	-	-	-	-
1500	80	62	63.2	51.8	4.4	60.6	50.5	4.8	57.8	49.2	5.2	54.9	47.7	5.7	51.8	46.0	6.2	-	-	-	-	-	-
	80	67	68.5	43.4	4.4	68.5	43.7	4.9	66.9	43.2	5.4	63.6	41.8	5.9	58.8	39.6	6.4	-	-	-	-	-	-
	80	72	71.7	34.1	4.4	72.1	34.0	5.0	70.9	33.5	5.5	68.1	32.5	6.1	63.6	30.9	6.6	-	-	-	-	-	-
	75	62	63.1	44.1	4.4	60.9	43.2	4.8	58.3	42.1	5.3	55.3	40.7	5.8	52.1	38.9	6.3	-	-	-	-	-	-
1650	80	62	64.3	54.2	4.5	61.8	53.1	4.9	59.0	51.8	5.4	56.0	50.3	5.9	52.7	48.4	6.3	-	-	-	-	-	-
	80	67	69.5	45.2	4.5	69.7	45.7	5.0	68.2	45.3	5.5	64.9	43.9	6.0	60.0	41.5	6.6	-	-	-	-	-	-
	80	72	72.1	34.8	4.5	72.8	35.0	5.1	71.8	34.7	5.6	69.1	33.8	6.2	64.6	32.2	6.7	-	-	-	-	-	-
	75	62	64.0	45.8	4.5	61.9	45.0	4.9	59.4	43.9	5.4	56.4	42.5	5.9	53.1	40.7	6.4	-	-	-	-	-	-

E.D.B. = Entering dry bulb E.W.B. = Entering wet bulb T.C. = Total Capacity S.C. = Sensible Capacity kW = Kilo Watts

NOTE: For outdoor temperature ranges that are blank, values are omitted because the interface controller may reduce compressor speed for protection.

COOLING EXPANDED RATINGS WITH COIL AND AIR HANDLER

First Stage (Low Speed C1) Cooling

PSH1BG4CVRX24K with C6BH-X26C-B and PGC2-VB

Outdoor Temperature:			65°F			75°F			85°F			95°F			105°F			115°F			125°F		
Blower cfm	Indoor Tdb	Indoor Twb	T.C.	S.C.	kW	T.C.	S.C.	kW	T.C.	S.C.	kW	T.C.	S.C.	kW	T.C.	S.C.	kW	T.C.	S.C.	kW	T.C.	S.C.	kW
450	80	62	12.5	12.1	0.4	11.8	11.7	0.5	11.1	11.1	0.6	10.5	10.5	0.8	9.9	9.9	0.9	9.2	9.2	1.1	8.7	8.5	1.4
	80	67	13.9	9.8	0.4	13.1	9.5	0.5	12.3	9.3	0.6	11.5	9.1	0.8	10.7	8.8	0.9	9.8	8.5	1.1	8.9	8.1	1.4
	80	72	15.3	7.7	0.4	14.6	7.4	0.5	13.8	7.2	0.6	12.9	6.9	0.7	11.9	6.6	0.9	10.7	6.3	1.1	9.5	5.9	1.3
	75	62	12.6	10.2	0.4	11.8	9.8	0.5	11.0	9.5	0.6	10.3	9.2	0.8	9.6	9.0	0.9	9.0	8.7	1.1	8.3	8.3	1.4
550	80	62	13.3	13.1	0.4	12.5	12.5	0.5	11.8	11.8	0.6	11.1	11.1	0.8	10.4	10.4	0.9	9.7	9.7	1.1	9.1	9.0	1.4
	80	67	14.3	10.8	0.4	13.5	10.7	0.5	12.6	10.5	0.6	11.8	10.2	0.8	11.0	9.8	0.9	10.2	9.5	1.1	9.3	9.0	1.4
	80	72	15.7	8.3	0.4	15.0	8.1	0.5	14.2	7.8	0.6	13.3	7.6	0.8	12.2	7.4	0.9	11.1	7.0	1.1	9.8	6.6	1.4
	75	62	13.1	11.2	0.4	12.2	10.8	0.5	11.4	10.5	0.6	10.7	10.2	0.8	10.0	9.8	1.0	9.3	9.3	1.2	8.7	8.7	1.4
650	80	62	14.2	14.2	0.4	13.3	13.3	0.5	12.4	12.4	0.6	11.6	11.6	0.8	10.9	10.9	1.0	10.2	10.2	1.2	9.5	9.5	1.4
	80	67	14.7	11.9	0.4	13.8	11.6	0.5	12.9	11.4	0.6	12.1	11.1	0.8	11.3	10.8	0.9	10.5	10.5	1.2	9.8	9.8	1.4
	80	72	16.1	8.9	0.4	15.4	8.7	0.5	14.5	8.5	0.6	13.6	8.3	0.8	12.5	8.1	0.9	11.4	7.8	1.1	10.1	7.4	1.4
	75	62	13.6	12.3	0.4	12.7	11.9	0.5	11.8	11.5	0.6	11.1	11.0	0.8	10.3	10.3	1.0	9.6	9.6	1.2	9.0	9.0	1.4

Second Stage (Nominal High Speed C4) Cooling

PSH1BG4CVRX24K with C6BH-X26C-B and PGC2-VB

Outdoor Temperature:			65°F			75°F			85°F			95°F			105°F			115°F			125°F		
Blower cfm	Indoor Tdb	Indoor Twb	T.C.	S.C.	kW	T.C.	S.C.	kW	T.C.	S.C.	kW	T.C.	S.C.	kW	T.C.	S.C.	kW	T.C.	S.C.	kW	T.C.	S.C.	kW
700	80	62	25.1	21.3	1.2	23.8	20.8	1.4	22.6	20.2	1.6	21.3	19.6	1.8	20.1	18.9	2.0	18.8	18.2	2.2	17.6	17.5	2.5
	80	67	27.1	17.9	1.2	26.0	17.5	1.3	24.7	17.0	1.5	23.4	16.6	1.8	21.9	16.0	2.0	20.4	15.4	2.3	18.8	14.7	2.5
	80	72	29.6	14.3	1.1	28.5	13.9	1.3	27.3	13.5	1.5	25.9	13.0	1.8	24.3	12.5	2.0	22.6	12.0	2.3	20.8	11.3	2.6
	75	62	24.6	18.1	1.2	23.5	17.7	1.4	22.4	17.2	1.6	21.2	16.7	1.8	20.0	16.1	2.0	18.7	15.4	2.3	17.4	14.7	2.5
800	80	62	26.0	23.0	1.2	24.6	22.4	1.4	23.3	21.8	1.6	22.0	21.0	1.8	20.7	20.0	2.0	19.4	19.0	2.3	18.1	17.9	2.5
	80	67	28.4	19.6	1.2	27.1	19.3	1.4	25.7	18.9	1.6	24.4	18.4	1.8	23.1	17.7	2.0	21.8	16.9	2.3	20.5	16.0	2.6
	80	72	30.3	15.0	1.1	29.2	14.6	1.3	27.9	14.2	1.6	26.4	13.7	1.8	24.8	13.2	2.0	23.0	12.6	2.3	21.1	11.9	2.6
	75	62	25.2	19.2	1.2	24.2	18.7	1.4	23.0	18.3	1.6	21.7	17.7	1.8	20.4	17.1	2.0	18.9	16.5	2.3	17.4	15.7	2.6
900	80	62	26.9	24.7	1.2	25.5	24.2	1.4	24.1	23.4	1.6	22.7	22.4	1.8	21.3	21.2	2.0	20.0	19.8	2.3	18.7	18.2	2.6
	80	67	29.2	20.9	1.2	27.8	20.9	1.4	26.4	20.5	1.6	25.1	19.9	1.8	23.7	19.0	2.1	22.4	18.0	2.3	21.1	16.7	2.6
	80	72	30.9	15.7	1.2	29.8	15.3	1.4	28.5	14.9	1.6	27.0	14.4	1.8	25.3	13.8	2.1	23.4	13.2	2.3	21.4	12.4	2.6
	75	62	25.9	20.3	1.2	24.8	19.8	1.4	23.6	19.3	1.6	22.2	18.8	1.8	20.7	18.2	2.1	19.1	17.5	2.3	17.4	16.6	2.6

Second Stage (Boost Speed C5) Cooling

PSH1BG4CVRX24K with C6BH-X26C-B and PGC2-VB

Outdoor Temperature:			65°F			75°F			85°F			95°F			105°F			115°F			125°F		
Blower cfm	Indoor Tdb	Indoor Twb	T.C.	S.C.	kW	T.C.	S.C.	kW	T.C.	S.C.	kW	T.C.	S.C.	kW	T.C.	S.C.	kW	T.C.	S.C.	kW	T.C.	S.C.	kW
700	80	62	29.1	23.4	1.5	27.5	22.7	1.7	26.0	22.0	1.9	24.4	21.3	2.2	23.0	20.6	2.5	-	-	-	-	-	-
	80	67	31.1	19.6	1.5	29.7	19.1	1.7	28.3	18.5	2.0	26.9	18.0	2.2	25.6	17.4	2.5	-	-	-	-	-	-
	80	72	34.2	16.0	1.5	33.0	15.6	1.7	31.6	15.1	2.0	30.1	14.5	2.2	28.3	13.9	2.5	-	-	-	-	-	-
	75	62	28.3	19.9	1.5	27.2	19.5	1.7	26.0	19.0	2.0	24.7	18.4	2.2	23.1	17.7	2.5	-	-	-	-	-	-
800	80	62	30.1	25.0	1.5	28.6	24.3	1.7	27.0	23.6	2.0	25.4	22.8	2.2	23.7	22.0	2.5	-	-	-	-	-	-
	80	67	32.1	20.8	1.5	30.7	20.2	1.7	29.2	19.7	2.0	27.8	19.1	2.2	26.4	18.6	2.5	-	-	-	-	-	-
	80	72	35.0	16.8	1.5	33.8	16.4	1.7	32.4	15.9	2.0	30.8	15.4	2.3	29.0	14.7	2.5	-	-	-	-	-	-
	75	62	29.2	21.1	1.5	28.2	20.7	1.8	26.9	20.2	2.0	25.4	19.6	2.2	23.8	18.8	2.5	-	-	-	-	-	-
900	80	62	31.2	26.7	1.5	29.6	26.0	1.8	28.0	25.2	2.0	26.3	24.4	2.2	24.5	23.5	2.5	-	-	-	-	-	-
	80	67	33.3	22.2	1.5	32.1	21.9	1.8	30.7	21.4	2.0	29.1	20.8	2.3	27.3	20.0	2.6	-	-	-	-	-	-
	80	72	35.8	17.7	1.5	34.6	17.3	1.8	33.2	16.8	2.0	31.5	16.2	2.3	29.6	15.5	2.6	-	-	-	-	-	-
	75	62	30.2	22.4	1.6	29.1	22.0	1.8	27.8	21.5	2.0	26.2	20.9	2.3	24.4	20.0	2.5	-	-	-	-	-	-

COOLING EXPANDED RATINGS WITH COIL AND AIR HANDLER (CONT.)

First Stage (Low Speed C1) Cooling

PSH1BG4CVRX36K with C6BH-X36C-C and PGC2-VC

Outdoor Temperature:			65°F			75°F			85°F			95°F			105°F			115°F			125°F		
Blower cfm	Indoor Tdb	Indoor Twb	T.C.	S.C.	kW	T.C.	S.C.	kW	T.C.	S.C.	kW	T.C.	S.C.	kW	T.C.	S.C.	kW	T.C.	S.C.	kW	T.C.	S.C.	kW
700	80	62	19.9	19.1	0.7	19.1	18.5	0.8	18.2	17.9	1.0	17.2	17.0	1.2	16.1	16.0	1.4	14.8	14.8	1.6	13.5	13.5	1.8
	80	67	22.3	16.0	0.7	21.0	15.7	0.8	19.8	15.3	1.0	18.4	14.8	1.2	17.1	14.2	1.4	15.6	13.6	1.6	14.1	12.9	1.8
	80	72	24.4	12.4	0.6	23.2	12.1	0.8	21.9	11.8	1.0	20.5	11.4	1.2	19.0	10.9	1.4	17.5	10.4	1.6	15.8	9.8	1.8
	75	62	20.1	15.4	0.7	19.0	14.9	0.9	17.9	14.5	1.0	16.7	14.0	1.2	15.4	13.5	1.4	14.0	13.0	1.6	12.5	12.5	1.8
800	80	62	20.7	20.1	0.7	19.8	19.4	0.9	18.8	18.6	1.0	17.7	17.6	1.2	16.6	16.6	1.4	15.3	15.3	1.6	14.0	14.0	1.8
	80	67	22.8	17.2	0.7	21.5	16.9	0.9	20.1	16.4	1.0	18.8	15.9	1.2	17.3	15.4	1.4	15.8	14.7	1.6	14.3	14.0	1.8
	80	72	24.8	13.1	0.7	23.6	12.9	0.8	22.3	12.6	1.0	20.9	12.2	1.2	19.4	11.7	1.4	17.7	11.1	1.6	16.0	10.5	1.8
	75	62	20.5	16.5	0.7	19.5	16.1	0.9	18.3	15.7	1.0	17.0	15.2	1.2	15.6	14.6	1.4	14.2	14.0	1.6	12.6	12.6	1.8
900	80	62	21.5	21.1	0.7	20.5	20.3	0.9	19.4	19.3	1.0	18.3	18.3	1.2	17.1	17.1	1.4	15.9	15.8	1.6	14.5	14.5	1.8
	80	67	23.2	18.4	0.7	21.9	18.1	0.9	20.5	17.7	1.0	19.1	17.2	1.2	17.6	16.5	1.4	16.0	15.7	1.6	14.4	14.4	1.9
	80	72	25.3	13.9	0.7	24.1	13.7	0.8	22.8	13.4	1.0	21.4	13.0	1.2	19.8	12.5	1.4	18.0	11.9	1.6	16.2	11.2	1.9
	75	62	21.0	17.7	0.7	19.9	17.5	0.9	18.7	17.0	1.1	17.4	16.4	1.2	15.9	15.6	1.4	14.3	14.3	1.6	12.6	12.6	1.9

Second Stage (Nominal High Speed C4) Cooling

PSH1BG4CVRX36K with C6BH-X36C-C and PGC2-VC

Outdoor Temperature:			65°F			75°F			85°F			95°F			105°F			115°F			125°F		
Blower cfm	Indoor Tdb	Indoor Twb	T.C.	S.C.	kW	T.C.	S.C.	kW	T.C.	S.C.	kW	T.C.	S.C.	kW	T.C.	S.C.	kW	T.C.	S.C.	kW	T.C.	S.C.	kW
1050	80	62	35.6	30.9	1.8	33.7	30.1	2.1	31.9	29.2	2.4	30.1	28.3	2.7	28.3	27.3	3.0	26.7	26.4	3.4	-	-	-
	80	67	38.9	26.1	1.8	37.4	25.5	2.1	35.8	24.8	2.4	34.0	24.0	2.7	32.0	23.3	3.1	29.8	22.5	3.4	-	-	-
	80	72	40.7	19.7	1.8	40.1	19.8	2.1	39.1	19.6	2.4	37.5	19.2	2.7	35.4	18.5	3.1	32.7	17.6	3.5	-	-	-
	75	62	35.9	25.5	1.8	34.2	24.7	2.1	32.4	23.9	2.4	30.6	23.2	2.7	28.7	22.4	3.0	26.8	21.7	3.4	-	-	-
1200	80	62	36.2	32.7	1.9	34.5	31.9	2.2	32.8	31.0	2.4	31.0	29.9	2.7	29.3	28.7	3.1	27.5	27.4	3.5	-	-	-
	80	67	39.3	27.1	1.9	38.1	26.9	2.2	36.6	26.6	2.5	34.8	26.0	2.8	32.6	25.1	3.1	30.2	24.1	3.5	-	-	-
	80	72	40.9	20.2	1.9	40.5	20.4	2.2	39.5	20.3	2.5	38.0	20.0	2.8	35.8	19.3	3.1	33.1	18.4	3.5	-	-	-
	75	62	36.5	26.8	1.9	34.8	26.0	2.2	33.0	25.2	2.5	31.2	24.4	2.8	29.2	23.7	3.1	27.2	23.0	3.5	-	-	-
1350	80	62	36.9	34.6	2.0	35.3	33.8	2.2	33.7	32.8	2.5	32.0	31.5	2.8	30.2	30.0	3.2	28.4	28.3	3.5	-	-	-
	80	67	39.6	28.1	2.0	38.7	28.5	2.2	37.4	28.4	2.5	35.6	27.9	2.8	33.3	27.1	3.2	30.5	25.8	3.6	-	-	-
	80	72	41.1	20.7	2.0	40.9	21.0	2.3	40.0	21.1	2.5	38.5	20.8	2.9	36.3	20.1	3.2	33.5	19.2	3.6	-	-	-
	75	62	37.1	28.1	2.0	35.4	27.2	2.2	33.6	26.4	2.5	31.7	25.7	2.9	29.7	25.0	3.2	27.6	24.4	3.6	-	-	-

Second Stage (Boost Speed C5) Cooling

PSH1BG4CVRX36K with C6BH-X36C-C and PGC2-VC

Outdoor Temperature:			65°F			75°F			85°F			95°F			105°F			115°F			125°F		
Blower cfm	Indoor Tdb	Indoor Twb	T.C.	S.C.	kW	T.C.	S.C.	kW	T.C.	S.C.	kW	T.C.	S.C.	kW	T.C.	S.C.	kW	T.C.	S.C.	kW	T.C.	S.C.	kW
1050	80	62	39.0	32.8	2.2	37.5	32.1	2.5	35.7	31.1	2.8	33.7	29.9	3.1	31.5	28.5	3.5	-	-	-	-	-	-
	80	67	42.1	27.2	2.2	41.2	26.9	2.5	39.8	26.4	2.8	37.7	25.6	3.2	35.1	24.5	3.6	-	-	-	-	-	-
	80	72	44.1	21.0	2.1	44.3	21.4	2.3	43.5	21.2	2.6	41.8	20.6	3.0	39.0	19.5	3.6	-	-	-	-	-	-
	75	62	39.5	27.2	2.2	37.9	26.4	2.5	36.0	25.5	2.8	34.0	24.6	3.2	31.9	23.6	3.5	-	-	-	-	-	-
1200	80	62	39.6	34.2	2.2	38.1	33.8	2.5	36.4	33.0	2.8	34.5	31.9	3.2	32.3	30.5	3.6	-	-	-	-	-	-
	80	67	42.4	28.1	2.3	41.8	28.3	2.6	40.5	28.0	2.9	38.5	27.3	3.3	35.7	26.1	3.7	-	-	-	-	-	-
	80	72	44.0	21.4	2.3	44.2	21.7	2.6	43.5	21.7	2.9	42.0	21.3	3.3	39.5	20.5	3.7	-	-	-	-	-	-
	75	62	40.0	28.4	2.3	38.5	27.8	2.6	36.7	27.0	2.9	34.7	26.1	3.2	32.5	25.0	3.6	-	-	-	-	-	-
1350	80	62	40.2	35.6	2.3	38.8	35.5	2.6	37.1	35.0	2.9	35.2	34.0	3.3	33.0	32.5	3.7	-	-	-	-	-	-
	80	67	42.8	29.0	2.4	42.4	29.7	2.6	41.2	29.7	3.0	39.2	29.1	3.3	36.4	27.8	3.7	-	-	-	-	-	-
	80	72	44.4	22.1	2.4	45.0	22.8	2.7	44.5	23.0	3.0	42.9	22.6	3.4	40.2	21.6	3.8	-	-	-	-	-	-
	75	62	40.6	29.6	2.3	39.1	29.3	2.6	37.3	28.6	3.0	35.3	27.6	3.3	33.1	26.4	3.7	-	-	-	-	-	-

COOLING EXPANDED RATINGS WITH COIL AND AIR HANDLER (CONT.)

First Stage (Low Speed C1) Cooling

PSH1BG4CVRX48K with C6BH-X48C-C and PGC2-VC

Outdoor Temperature:			65°F			75°F			85°F			95°F			105°F			115°F			125°F		
Blower cfm	Indoor Tdb	Indoor Twb	T.C.	S.C.	kW	T.C.	S.C.	kW	T.C.	S.C.	kW	T.C.	S.C.	kW	T.C.	S.C.	kW	T.C.	S.C.	kW	T.C.	S.C.	kW
750	80	62	25.6	22.4	1.0	24.3	21.9	1.2	23.0	21.3	1.4	21.6	20.5	1.6	20.0	19.7	1.9	18.4	18.4	2.2	16.7	16.6	2.5
	80	67	29.6	19.7	1.0	28.9	19.8	1.2	27.6	19.4	1.4	25.6	18.5	1.6	22.8	16.9	1.9	19.4	14.8	2.2	15.2	11.9	2.5
	80	72	31.9	15.4	0.9	30.2	14.8	1.1	28.4	14.2	1.4	26.6	13.6	1.6	24.8	13.0	1.9	23.1	12.4	2.2	21.3	11.8	2.5
	75	62	25.7	19.3	1.0	24.4	18.7	1.2	23.1	18.0	1.4	21.6	17.3	1.6	20.2	16.4	1.9	18.6	15.4	2.2	16.9	14.3	2.5
900	80	62	26.7	24.9	1.0	25.3	24.1	1.2	23.9	23.1	1.4	22.4	22.0	1.7	20.9	20.8	1.9	19.3	19.3	2.2	17.7	17.7	2.5
	80	67	30.5	21.6	1.0	29.9	21.7	1.2	28.5	21.4	1.4	26.4	20.4	1.7	23.7	18.9	1.9	20.2	16.6	2.2	16.0	13.6	2.5
	80	72	32.7	16.6	1.0	31.1	16.0	1.2	29.3	15.4	1.4	27.5	14.8	1.6	25.6	14.2	1.9	23.7	13.6	2.2	21.6	13.0	2.5
	75	62	26.8	21.1	1.0	25.4	20.3	1.2	23.9	19.6	1.4	22.4	18.9	1.7	20.8	18.1	1.9	19.1	17.2	2.2	17.4	16.3	2.5
1050	80	62	27.9	27.4	1.0	26.3	26.2	1.2	24.8	24.8	1.5	23.3	23.3	1.7	21.8	21.8	2.0	20.2	20.2	2.2	18.7	18.5	2.5
	80	67	31.4	23.5	1.0	30.8	23.7	1.2	29.4	23.4	1.4	27.3	22.5	1.7	24.5	20.9	1.9	21.1	18.5	2.2	16.9	15.3	2.6
	80	72	33.5	17.7	1.0	32.0	17.2	1.2	30.3	16.6	1.4	28.4	16.1	1.7	26.4	15.5	1.9	24.3	14.9	2.2	22.0	14.2	2.5
	75	62	27.9	22.9	1.0	26.4	22.0	1.2	24.8	21.2	1.5	23.2	20.5	1.7	21.5	19.9	2.0	19.7	19.2	2.2	17.8	17.8	2.5

Second Stage (Nominal High Speed C4) Cooling

PSH1BG4CVRX48K with C6BH-X48C-C and PGC2-VC

Outdoor Temperature:			65°F			75°F			85°F			95°F			105°F			115°F			125°F		
Blower cfm	Indoor Tdb	Indoor Twb	T.C.	S.C.	kW	T.C.	S.C.	kW	T.C.	S.C.	kW	T.C.	S.C.	kW	T.C.	S.C.	kW	T.C.	S.C.	kW	T.C.	S.C.	kW
1200	80	62	44.9	37.6	2.4	43.1	36.7	2.8	41.0	35.8	3.1	38.8	34.7	3.5	36.4	33.5	3.9	33.8	32.2	4.2	-	-	-
	80	67	49.8	32.3	2.4	48.3	32.0	2.8	46.2	31.3	3.1	43.3	30.0	3.5	39.8	28.2	3.9	35.5	25.7	4.4	-	-	-
	80	72	53.3	25.6	2.4	51.5	25.0	2.8	49.3	24.2	3.1	46.8	23.3	3.5	43.8	22.1	3.9	40.5	20.8	4.4	-	-	-
	75	62	44.6	32.4	2.4	42.0	30.9	2.7	39.6	29.6	3.1	37.3	28.5	3.5	35.3	27.6	3.9	33.5	26.9	4.3	-	-	-
1350	80	62	45.8	39.9	2.5	43.9	39.0	2.8	41.9	38.0	3.2	39.6	36.8	3.6	37.2	35.5	3.9	34.6	34.0	4.3	-	-	-
	80	67	50.4	33.8	2.5	49.0	33.5	2.8	46.8	32.8	3.2	44.0	31.5	3.6	40.4	29.6	4.0	36.2	27.1	4.5	-	-	-
	80	72	53.8	26.5	2.5	52.4	26.0	2.8	50.4	25.4	3.2	47.8	24.4	3.6	44.7	23.2	4.0	41.0	21.7	4.5	-	-	-
	75	62	45.4	33.9	2.5	43.0	32.5	2.8	40.6	31.2	3.2	38.3	30.1	3.5	36.0	29.0	3.9	33.7	28.0	4.3	-	-	-
1500	80	62	46.7	42.3	2.5	44.8	41.3	2.9	42.7	40.2	3.2	40.4	39.0	3.6	38.0	37.5	4.0	35.5	35.5	4.4	-	-	-
	80	67	51.7	35.7	2.6	50.2	35.4	2.9	48.1	34.7	3.3	45.2	33.3	3.7	41.7	31.4	4.1	37.4	28.9	4.5	-	-	-
	80	72	54.4	27.3	2.6	53.3	27.1	2.9	51.4	26.5	3.3	48.8	25.6	3.7	45.6	24.3	4.1	41.6	22.6	4.6	-	-	-
	75	62	46.3	35.5	2.6	44.1	34.2	2.9	41.7	32.9	3.3	39.2	31.7	3.6	36.6	30.5	4.0	33.9	29.2	4.4	-	-	-

Second Stage (Boost Speed C5) Cooling

PSH1BG4CVRX48K with C6BH-X48C-C and PGC2-VC

Outdoor Temperature:			65°F			75°F			85°F			95°F			105°F			115°F			125°F		
Blower cfm	Indoor Tdb	Indoor Twb	T.C.	S.C.	kW	T.C.	S.C.	kW	T.C.	S.C.	kW	T.C.	S.C.	kW	T.C.	S.C.	kW	T.C.	S.C.	kW	T.C.	S.C.	kW
1200	80	62	52.1	41.1	3.3	49.7	40.1	3.7	47.5	39.0	4.1	45.5	37.9	4.5	43.6	36.8	5.0	-	-	-	-	-	-
	80	67	57.5	36.0	3.3	56.3	35.8	3.7	54.3	35.1	4.2	51.7	33.9	4.6	48.3	32.3	5.1	-	-	-	-	-	-
	80	72	60.8	28.6	3.3	59.9	28.1	3.8	58.0	27.5	4.2	55.1	26.5	4.7	51.2	25.1	5.1	-	-	-	-	-	-
	75	62	51.9	36.3	3.3	49.7	35.2	3.6	47.3	33.9	4.1	44.8	32.7	4.5	42.2	31.3	5.0	-	-	-	-	-	-
1350	80	62	53.7	43.9	3.3	51.3	42.8	3.8	48.9	41.6	4.2	46.5	40.3	4.6	44.1	38.8	5.1	-	-	-	-	-	-
	80	67	57.7	37.0	3.3	56.5	36.8	3.8	54.6	36.1	4.2	52.0	35.0	4.7	48.7	33.3	5.2	-	-	-	-	-	-
	80	72	61.2	29.4	3.4	60.8	29.2	3.8	59.1	28.7	4.3	56.3	27.7	4.7	52.1	26.2	5.2	-	-	-	-	-	-
	75	62	53.3	38.2	3.3	51.1	37.1	3.7	48.7	35.8	4.2	46.1	34.5	4.6	43.4	33.1	5.1	-	-	-	-	-	-
1500	80	62	55.3	46.7	3.4	52.9	45.6	3.9	50.4	44.3	4.3	47.6	42.8	4.7	44.5	40.9	5.1	-	-	-	-	-	-
	80	67	57.9	37.9	3.4	56.7	37.8	3.8	54.9	37.1	4.3	52.3	36.0	4.7	49.0	34.3	5.2	-	-	-	-	-	-
	80	72	61.5	30.2	3.5	61.7	30.3	3.9	60.3	29.9	4.4	57.4	28.9	4.8	53.0	27.2	5.3	-	-	-	-	-	-
	75	62	54.8	40.2	3.4	52.5	39.0	3.8	50.0	37.7	4.2	47.4	36.4	4.7	44.7	35.0	5.2	-	-	-	-	-	-

COOLING EXPANDED RATINGS WITH COIL AND AIR HANDLER (CONT.)

First Stage (Low Speed C1) Cooling PSH1BG4CVRX60K with C6BH-X60C-D and PGC2-VD

Outdoor Temperature:			65°F			75°F			85°F			95°F			105°F			115°F			125°F		
Blower cfm	Indoor Tdb	Indoor Twb	T.C.	S.C.	kW	T.C.	S.C.	kW	T.C.	S.C.	kW	T.C.	S.C.	kW	T.C.	S.C.	kW	T.C.	S.C.	kW	T.C.	S.C.	kW
850	80	62	27.6	25.2	1.0	26.1	24.6	1.2	24.6	23.9	1.4	23.1	23.1	1.7	21.6	21.6	1.9	20.1	20.1	2.1	18.7	18.7	2.4
	80	67	31.0	21.3	1.0	29.6	20.9	1.2	28.1	20.4	1.4	26.3	19.8	1.6	24.3	19.0	1.9	22.2	18.0	2.1	19.8	16.7	2.4
	80	72	34.4	16.9	0.9	33.0	16.4	1.1	31.3	15.8	1.4	29.4	15.2	1.6	27.3	14.6	1.9	25.0	13.8	2.1	22.5	12.9	2.4
	75	62	28.2	21.8	1.0	27.0	21.3	1.2	25.5	20.7	1.4	23.8	19.9	1.6	21.7	18.9	1.9	19.3	17.6	2.1	16.6	15.9	2.4
1000	80	62	28.6	28.0	1.0	27.0	27.0	1.2	25.6	25.5	1.5	24.2	24.2	1.7	22.9	22.9	1.9	21.8	21.7	2.2	20.7	20.7	2.4
	80	67	31.7	23.2	1.0	30.4	22.8	1.2	28.8	22.2	1.4	27.0	21.4	1.7	25.0	20.5	1.9	22.8	19.3	2.2	20.3	17.8	2.4
	80	72	35.1	18.1	1.0	33.6	17.6	1.2	31.9	17.1	1.4	30.0	16.5	1.6	27.8	15.7	1.9	25.4	14.8	2.2	22.8	13.8	2.4
	75	62	29.0	23.5	1.1	27.7	23.0	1.2	26.2	22.4	1.5	24.5	21.7	1.7	22.8	20.8	1.9	20.9	19.8	2.2	18.8	18.6	2.4
1150	80	62	29.7	29.7	1.1	28.0	28.0	1.3	26.5	26.5	1.5	25.2	25.2	1.7	24.2	24.2	1.9	23.4	23.4	2.2	22.8	21.0	2.4
	80	67	32.5	25.2	1.0	31.2	24.7	1.2	29.6	24.1	1.5	27.8	23.2	1.7	25.7	22.0	1.9	23.4	20.6	2.2	20.8	18.9	2.5
	80	72	35.8	19.3	1.0	34.3	18.9	1.2	32.6	18.4	1.4	30.6	17.7	1.7	28.4	16.9	1.9	25.9	15.9	2.2	23.2	14.7	2.5
	75	62	29.8	25.3	1.1	28.3	24.8	1.3	26.8	24.3	1.5	25.3	23.6	1.7	23.9	22.9	1.9	22.5	22.2	2.2	21.1	21.0	2.5

Second Stage (Nominal High Speed C4) Cooling PSH1BG4CVRX60K with C6BH-X60C-D and PGC2-VD

Outdoor Temperature:			65°F			75°F			85°F			95°F			105°F			115°F			125°F		
Blower cfm	Indoor Tdb	Indoor Twb	T.C.	S.C.	kW	T.C.	S.C.	kW	T.C.	S.C.	kW	T.C.	S.C.	kW	T.C.	S.C.	kW	T.C.	S.C.	kW	T.C.	S.C.	kW
1350	80	62	55.2	44.3	3.3	52.6	43.7	3.6	50.0	42.8	4.0	47.4	41.7	4.4	44.8	40.5	4.9	42.3	39.1	5.3	-	-	-
	80	67	58.5	37.5	3.2	57.0	36.8	3.6	54.7	35.8	4.1	51.6	34.5	4.5	47.7	32.6	4.9	42.9	30.3	5.4	-	-	-
	80	72	64.3	31.0	3.3	63.2	30.2	3.7	61.3	29.3	4.1	58.5	28.2	4.6	55.0	27.0	5.1	50.5	25.4	5.5	-	-	-
	75	62	54.4	38.7	3.3	52.3	37.6	3.6	49.9	36.4	4.0	47.3	35.1	4.5	44.4	33.7	4.9	41.2	32.1	5.4	-	-	-
1500	80	62	56.3	46.7	3.3	53.5	46.0	3.7	50.8	45.0	4.1	48.1	43.8	4.5	45.4	42.3	5.0	42.8	40.7	5.4	-	-	-
	80	67	59.4	38.9	3.4	58.4	38.5	3.8	56.2	37.7	4.2	53.0	36.3	4.7	48.7	34.3	5.1	43.3	31.6	5.6	-	-	-
	80	72	64.9	31.6	3.4	64.2	31.1	3.8	62.4	30.4	4.3	59.6	29.5	4.7	55.6	28.2	5.2	50.5	26.5	5.7	-	-	-
	75	62	55.4	40.4	3.4	53.2	39.4	3.7	50.8	38.3	4.1	48.1	37.0	4.5	45.2	35.6	5.0	42.1	34.1	5.4	-	-	-
1650	80	62	57.4	49.1	3.4	54.5	48.4	3.8	51.6	47.4	4.2	48.8	46.0	4.6	46.0	44.2	5.1	43.3	42.3	5.5	-	-	-
	80	67	60.1	40.1	3.5	59.5	40.1	3.9	57.5	39.5	4.3	54.2	38.1	4.7	49.5	35.9	5.2	43.5	32.7	5.6	-	-	-
	80	72	65.6	32.2	3.5	65.3	32.0	3.9	63.6	31.6	4.4	60.6	30.8	4.8	56.2	29.4	5.3	50.6	27.6	5.8	-	-	-
	75	62	56.4	42.1	3.4	54.1	41.2	3.8	51.6	40.2	4.2	49.0	39.0	4.6	46.1	37.6	5.1	43.0	36.1	5.5	-	-	-

Second Stage (Boost Speed C5) Cooling FPSH1BG4CVRX60K with C6BH-X60C-D and PGC2-VD

Outdoor Temperature:			65°F			75°F			85°F			95°F			105°F			115°F			125°F		
Blower cfm	Indoor Tdb	Indoor Twb	T.C.	S.C.	kW	T.C.	S.C.	kW	T.C.	S.C.	kW	T.C.	S.C.	kW	T.C.	S.C.	kW	T.C.	S.C.	kW	T.C.	S.C.	kW
1350	80	62	61.9	49.3	4.3	59.2	47.9	4.7	56.5	46.5	5.1	53.7	45.0	5.6	50.8	43.5	6.1	-	-	-	-	-	-
	80	67	67.4	41.9	4.3	67.2	42.5	4.8	65.5	42.0	5.3	62.3	40.5	5.8	57.5	38.0	6.3	-	-	-	-	-	-
	80	72	71.1	32.4	4.4	71.2	32.8	4.9	69.9	32.5	5.4	67.0	31.5	6.0	62.5	29.7	6.5	-	-	-	-	-	-
	75	62	62.1	42.6	4.3	59.8	41.5	4.7	57.1	40.3	5.2	54.2	38.9	5.7	50.9	37.2	6.2	-	-	-	-	-	-
1500	80	62	63.1	51.7	4.4	60.4	50.5	4.8	57.7	49.1	5.3	54.8	47.6	5.8	51.7	45.9	6.3	-	-	-	-	-	-
	80	67	68.4	43.3	4.4	68.4	43.6	4.9	66.8	43.1	5.4	63.5	41.8	6.0	58.7	39.5	6.5	-	-	-	-	-	-
	80	72	71.6	34.0	4.5	72.0	34.0	5.0	70.8	33.5	5.5	68.0	32.4	6.1	63.5	30.9	6.7	-	-	-	-	-	-
	75	62	63.0	44.1	4.4	60.8	43.2	4.8	58.2	42.1	5.3	55.2	40.7	5.8	51.9	38.9	6.3	-	-	-	-	-	-
1650	80	62	64.2	54.1	4.5	61.7	53.0	4.9	58.9	51.7	5.4	55.9	50.2	5.9	52.6	48.3	6.4	-	-	-	-	-	-
	80	67	69.4	45.1	4.5	69.6	45.6	5.0	68.1	45.2	5.5	64.8	43.8	6.1	59.8	41.4	6.6	-	-	-	-	-	-
	80	72	72.0	34.8	4.6	72.7	35.0	5.1	71.7	34.7	5.6	69.0	33.7	6.2	64.5	32.1	6.8	-	-	-	-	-	-
	75	62	63.9	45.8	4.5	61.8	45.0	4.9	59.2	43.9	5.4	56.3	42.5	5.9	53.0	40.7	6.4	-	-	-	-	-	-

HEATING EXPANDED RATINGS WITH AIR HANDLER

PSH1BG4CVRX24K with B6VMAX24K-B

First Stage (Low Speed H1) Heating

Outdoor Temperature:		0°F			10°			17°			20°			30°			40°			47°			50°			60°		
Blower cfm (nominal)	E.D.B	T.C.	COP	kW	T.C.	COP	kW	T.C.	COP	kW	T.C.	COP	kW	T.C.	COP	kW	T.C.	COP	kW	T.C.	COP	kW	T.C.	COP	kW	T.C.	COP	kW
450	60	4.4	2.3	0.6	5.5	2.8	0.6	6.3	3.1	0.6	6.7	3.3	0.6	8.0	3.8	0.6	9.3	4.4	0.6	10.3	4.8	0.6	10.8	5.0	0.6	12.3	5.7	0.6
	70	4.0	1.9	0.6	5.1	2.3	0.6	5.9	2.6	0.7	6.2	2.7	0.7	7.5	3.2	0.7	8.8	3.7	0.7	9.8	4.0	0.7	10.3	4.2	0.7	11.8	4.7	0.7
	80	3.7	1.6	0.7	4.7	2.0	0.7	5.5	2.2	0.7	5.8	2.3	0.7	7.0	2.7	0.8	8.4	3.1	0.8	9.3	3.4	0.8	9.8	3.5	0.8	11.3	4.0	0.8
550	60	4.6	2.4	0.6	5.7	2.8	0.6	6.5	3.2	0.6	6.9	3.4	0.6	8.2	4.0	0.6	9.7	4.6	0.6	10.7	5.2	0.6	11.2	5.4	0.6	12.9	6.3	0.6
	70	4.2	2.0	0.6	5.3	2.4	0.6	6.1	2.7	0.7	6.5	2.8	0.7	7.7	3.3	0.7	9.2	3.9	0.7	10.2	4.3	0.7	10.7	4.5	0.7	12.4	5.1	0.7
	80	3.9	1.7	0.7	4.9	2.1	0.7	5.7	2.3	0.7	6.0	2.4	0.7	7.3	2.8	0.8	8.7	3.3	0.8	9.7	3.6	0.8	10.2	3.8	0.8	11.8	4.3	0.8
650	60	4.7	2.4	0.6	5.8	2.9	0.6	6.7	3.3	0.6	7.1	3.5	0.6	8.5	4.1	0.6	10.0	4.9	0.6	11.1	5.5	0.6	11.6	5.8	0.6	13.4	6.9	0.6
	70	4.5	2.1	0.6	5.5	2.5	0.6	6.3	2.8	0.7	6.7	2.9	0.7	8.0	3.5	0.7	9.5	4.1	0.7	10.6	4.5	0.7	11.1	4.8	0.7	12.9	5.6	0.7
	80	4.2	1.9	0.7	5.1	2.2	0.7	5.9	2.4	0.7	6.2	2.5	0.7	7.5	2.9	0.8	9.0	3.4	0.8	10.1	3.8	0.8	10.6	4.0	0.8	12.4	4.7	0.8

PSH1BG4CVRX24K with B6VMAX24K-B

2 Ton Second Stage (Nominal High Speed H4) Heating

Outdoor Temperature:		0°F			10°			17°			20°			30°			40°			47°			50°			60°		
Blower cfm (nominal)	E.D.B	T.C.	COP	kW	T.C.	COP	kW	T.C.	COP	kW	T.C.	COP	kW	T.C.	COP	kW	T.C.	COP	kW	T.C.	COP	kW	T.C.	COP	kW	T.C.	COP	kW
700	60	10.0	2.2	1.3	12.3	2.6	1.4	13.9	2.9	1.4	14.7	3.0	1.4	17.2	3.4	1.5	19.9	3.8	1.5	21.9	4.1	1.6	22.7	4.2	1.6	25.7	4.6	1.6
	70	9.7	2.0	1.4	11.9	2.3	1.5	13.5	2.6	1.5	14.2	2.7	1.6	16.7	3.0	1.6	19.3	3.3	1.7	21.2	3.5	1.8	22.0	3.6	1.8	24.8	3.9	1.8
	80	9.3	1.8	1.5	11.5	2.1	1.6	13.0	2.3	1.7	13.7	2.4	1.7	16.1	2.6	1.8	18.6	2.9	1.9	20.5	3.1	1.9	21.3	3.2	2.0	24.0	3.4	2.1
800	60	10.5	2.3	1.3	12.9	2.7	1.4	14.7	3.0	1.4	15.4	3.2	1.4	18.1	3.6	1.5	21.0	4.1	1.5	23.1	4.4	1.5	24.0	4.5	1.6	27.1	5.0	1.6
	70	10.1	2.1	1.4	12.5	2.4	1.5	14.2	2.7	1.5	15.0	2.8	1.6	17.6	3.2	1.6	20.4	3.5	1.7	22.4	3.8	1.7	23.3	3.9	1.7	26.3	4.3	1.8
	80	9.5	1.8	1.5	11.7	2.1	1.6	13.3	2.3	1.7	14.0	2.4	1.7	16.5	2.7	1.8	19.1	3.0	1.9	21.0	3.2	1.9	21.8	3.3	1.9	24.7	3.6	2.0
900	60	10.7	2.4	1.3	13.2	2.8	1.4	15.0	3.1	1.4	15.8	3.2	1.4	18.5	3.7	1.5	21.4	4.2	1.5	23.6	4.5	1.5	24.5	4.7	1.5	27.7	5.2	1.6
	70	10.3	2.1	1.4	12.7	2.5	1.5	14.5	2.8	1.5	15.3	2.9	1.6	18.0	3.3	1.6	20.8	3.7	1.7	22.9	3.9	1.7	23.8	4.1	1.7	27.0	4.5	1.8
	80	9.8	1.9	1.5	12.0	2.2	1.6	13.6	2.4	1.7	14.4	2.5	1.7	16.9	2.8	1.8	19.5	3.1	1.8	21.5	3.3	1.9	22.4	3.4	1.9	25.3	3.8	2.0

PSH1BG4CVRX24K with B6VMAX24K-B

2 Ton Second Stage (Boost Speed H5) Heating

Outdoor Temperature:		0°F			10°			17°			20°			30°			40°			47°			50°			60°		
Blower cfm (nominal)	E.D.B	T.C.	COP	kW	T.C.	COP	kW	T.C.	COP	kW	T.C.	COP	kW	T.C.	COP	kW	T.C.	COP	kW	T.C.	COP	kW	T.C.	COP	kW	T.C.	COP	kW
700	60	11.3	2.1	1.6	14.0	2.4	1.7	16.0	2.7	1.8	16.8	2.8	1.8	19.7	3.1	1.9	22.7	3.4	2.0	24.9	3.6	2.0	25.8	3.7	2.1	29.0	4.0	2.1
	70	10.9	1.8	1.7	13.6	2.2	1.8	15.5	2.4	1.9	16.3	2.5	1.9	19.1	2.7	2.1	22.0	3.0	2.2	24.1	3.2	2.2	25.0	3.2	2.3	28.1	3.5	2.4
	80	10.6	1.7	1.9	13.1	1.9	2.0	15.0	2.1	2.1	15.8	2.2	2.1	18.5	2.4	2.2	21.3	2.6	2.4	23.3	2.8	2.4	24.1	2.9	2.5	27.1	3.1	2.6
800	60	11.6	2.1	1.6	14.3	2.5	1.7	16.3	2.7	1.8	17.2	2.8	1.8	20.2	3.2	1.9	23.2	3.5	1.9	25.5	3.8	2.0	26.4	3.9	2.0	29.8	4.2	2.1
	70	11.4	1.9	1.7	13.9	2.2	1.8	15.8	2.4	1.9	16.7	2.5	1.9	19.5	2.8	2.0	22.5	3.1	2.1	24.7	3.3	2.2	25.7	3.4	2.2	28.9	3.7	2.3
	80	11.2	1.8	1.9	13.6	2.0	2.0	15.4	2.2	2.1	16.2	2.3	2.1	18.9	2.5	2.2	21.8	2.8	2.3	24.0	2.9	2.4	24.9	3.0	2.4	28.1	3.3	2.5
900	60	11.8	2.1	1.6	14.6	2.5	1.7	16.6	2.8	1.7	17.5	2.9	1.8	20.6	3.3	1.8	23.7	3.7	1.9	26.0	4.0	1.9	27.1	4.1	1.9	30.5	4.5	2.0
	70	11.8	1.9	1.8	14.3	2.3	1.8	16.2	2.5	1.9	17.0	2.6	1.9	20.0	2.9	2.0	23.1	3.3	2.1	25.3	3.5	2.1	26.4	3.6	2.1	29.8	3.9	2.2
	80	11.8	1.8	1.9	14.0	2.1	2.0	15.8	2.2	2.1	16.6	2.3	2.1	19.3	2.6	2.2	22.4	2.9	2.3	24.6	3.1	2.3	25.7	3.2	2.4	29.2	3.5	2.5

T.C.. = Total Capacity COP = Coefficient of Performance kW= Kilo Watts

HEATING EXPANDED RATINGS WITH AIR HANDLER (CONTINUED)

PSH1BG4CVRX36K with B6VMAX36K-B

First Stage (Low Speed H1) Heating

Blower cfm (nominal)	Outdoor Temperature:	0°F			10°			17°			20°			30°			40°			47°			50°			60°					
	E.D.B	T.C.	COP	kW	T.C.	COP	kW	T.C.	COP	kW	T.C.	COP	kW	T.C.	COP	kW	T.C.	COP	kW	T.C.	COP	kW	T.C.	COP	kW	T.C.	COP	kW	T.C.	COP	kW
700	60	7.3	2.7	0.8	9.0	3.1	0.8	10.3	3.5	0.9	10.9	3.6	0.9	12.9	4.2	0.9	15.2	4.9	0.9	16.9	5.3	0.9	17.6	5.6	0.9	20.2	6.4	0.9	20.2	6.4	0.9
	70	6.4	2.1	0.9	8.3	2.6	0.9	9.7	3.0	1.0	10.4	3.1	1.0	12.4	3.6	1.0	14.6	4.2	1.0	16.2	4.5	1.0	16.8	4.7	1.1	19.2	5.3	1.1	19.2	5.3	1.1
	80	6.2	1.9	1.0	8.0	2.3	1.0	9.3	2.6	1.1	9.8	2.7	1.1	11.8	3.1	1.1	13.9	3.5	1.2	15.5	3.8	1.2	16.1	4.0	1.2	18.5	4.5	1.2	18.5	4.5	1.2
800	60	7.4	2.7	0.8	9.2	3.1	0.9	10.5	3.5	0.9	11.1	3.7	0.9	13.2	4.3	0.9	15.4	5.0	0.9	17.1	5.5	0.9	17.9	5.7	0.9	20.5	6.6	0.9	20.5	6.6	0.9
	70	6.6	2.2	0.9	8.5	2.6	0.9	9.9	3.0	1.0	10.5	3.1	1.0	12.6	3.7	1.0	14.8	4.2	1.0	16.5	4.7	1.0	17.2	4.8	1.0	19.6	5.5	1.0	19.6	5.5	1.0
	80	6.4	1.9	1.0	8.2	2.3	1.0	9.5	2.6	1.1	10.0	2.7	1.1	12.1	3.2	1.1	14.2	3.6	1.2	15.8	4.0	1.2	16.5	4.1	1.2	19.0	4.7	1.2	19.0	4.7	1.2
900	60	7.6	2.7	0.8	9.3	3.2	0.9	10.7	3.5	0.9	11.3	3.7	0.9	13.4	4.3	0.9	15.7	5.1	0.9	17.4	5.6	0.9	18.2	5.9	0.9	20.9	6.8	0.9	20.9	6.8	0.9
	70	7.0	2.3	0.9	8.8	2.7	1.0	10.1	3.0	1.0	10.7	3.2	1.0	12.8	3.7	1.0	15.0	4.3	1.0	16.7	4.7	1.0	17.4	4.9	1.0	20.0	5.7	1.0	20.0	5.7	1.0
	80	6.6	2.0	1.0	8.4	2.4	1.0	9.7	2.6	1.1	10.3	2.8	1.1	12.3	3.2	1.1	14.5	3.7	1.1	16.2	4.1	1.2	16.9	4.2	1.2	19.4	4.8	1.2	19.4	4.8	1.2

PSH1BG4CVRX36K with B6VMAX36K-B

3 Ton Second Stage (Nominal High Speed H4) Heating

Blower cfm (nominal)	Outdoor Temperature:	0°F			10°			17°			20°			30°			40°			47°			50°			60°					
	E.D.B	T.C.	COP	kW	T.C.	COP	kW	T.C.	COP	kW	T.C.	COP	kW	T.C.	COP	kW	T.C.	COP	kW	T.C.	COP	kW	T.C.	COP	kW	T.C.	COP	kW	T.C.	COP	kW
1050	60	17.4	2.5	2.0	19.5	2.7	2.1	21.5	2.9	2.2	22.4	3.0	2.2	26.0	3.3	2.3	30.1	3.7	2.4	33.3	4.0	2.5	34.7	4.1	2.5	39.9	4.6	2.6	39.9	4.6	2.6
	70	16.1	2.2	2.1	18.7	2.4	2.3	20.8	2.6	2.4	21.7	2.7	2.4	25.3	3.0	2.5	29.3	3.3	2.6	32.4	3.5	2.7	33.8	3.6	2.7	38.8	4.0	2.8	38.8	4.0	2.8
	80	14.7	1.9	2.3	17.9	2.1	2.4	20.3	2.3	2.5	21.4	2.4	2.6	25.1	2.7	2.7	29.0	3.0	2.9	31.9	3.2	3.0	33.2	3.2	3.0	37.6	3.5	3.1	37.6	3.5	3.1
1200	60	17.8	2.5	2.1	20.4	2.8	2.2	22.5	3.0	2.2	23.5	3.1	2.2	27.3	3.4	2.3	31.7	3.9	2.4	35.2	4.2	2.5	36.7	4.3	2.5	42.3	4.9	2.5	42.3	4.9	2.5
	70	16.4	2.2	2.2	19.4	2.5	2.3	21.8	2.7	2.4	22.9	2.8	2.4	26.8	3.1	2.5	31.1	3.5	2.6	34.4	3.7	2.7	35.9	3.9	2.7	41.1	4.3	2.8	41.1	4.3	2.8
	80	15.1	1.9	2.4	18.3	2.2	2.5	20.7	2.3	2.6	21.7	2.4	2.6	25.5	2.7	2.8	29.5	3.0	2.9	32.5	3.2	3.0	33.8	3.3	3.0	38.3	3.6	3.1	38.3	3.6	3.1
1350	60	18.2	2.5	2.1	20.7	2.8	2.2	22.8	3.0	2.3	23.8	3.1	2.3	27.6	3.4	2.4	32.1	3.9	2.4	35.7	4.2	2.5	37.3	4.4	2.5	43.1	5.0	2.5	43.1	5.0	2.5
	70	16.8	2.2	2.2	19.8	2.5	2.4	22.2	2.7	2.4	23.3	2.8	2.5	27.3	3.1	2.6	31.7	3.5	2.7	35.1	3.8	2.7	36.6	3.9	2.7	41.9	4.4	2.8	41.9	4.4	2.8
	80	15.6	1.9	2.4	18.7	2.2	2.5	21.1	2.3	2.6	22.1	2.4	2.7	25.9	2.7	2.8	29.9	3.0	2.9	33.0	3.3	3.0	34.3	3.4	3.0	39.1	3.7	3.1	39.1	3.7	3.1

PSH1BG4CVRX36K with B6VMAX36K-B

3 Ton Second Stage (Boost Speed H5) Heating

Blower cfm (nominal)	Outdoor Temperature:	0°F			10°			17°			20°			30°			40°			47°			50°			60°					
	E.D.B	T.C.	COP	kW	T.C.	COP	kW	T.C.	COP	kW	T.C.	COP	kW	T.C.	COP	kW	T.C.	COP	kW	T.C.	COP	kW	T.C.	COP	kW	T.C.	COP	kW	T.C.	COP	kW
1050	60	19.5	2.4	2.3	21.3	2.5	2.5	24.4	2.8	2.5	25.7	2.9	2.6	30.3	3.3	2.7	34.8	3.6	2.8	38.0	3.8	2.9	39.4	3.9	3.0	44.0	4.2	3.1	44.0	4.2	3.1
	70	18.1	2.1	2.5	21.0	2.3	2.6	23.3	2.5	2.7	24.4	2.6	2.8	28.4	2.8	2.9	32.8	3.1	3.1	36.2	3.3	3.2	37.8	3.4	3.2	43.2	3.7	3.4	43.2	3.7	3.4
	80	17.1	1.9	2.6	20.4	2.1	2.8	22.8	2.3	3.0	23.9	2.3	3.0	27.8	2.5	3.2	32.1	2.8	3.4	35.4	3.0	3.5	36.8	3.0	3.6	41.9	3.3	3.7	41.9	3.3	3.7
1200	60	20.0	2.4	2.4	21.9	2.6	2.5	25.0	2.8	2.6	26.3	2.9	2.6	30.8	3.3	2.7	35.4	3.7	2.8	38.7	3.9	2.9	40.1	4.0	2.9	44.9	4.3	3.0	44.9	4.3	3.0
	70	18.7	2.2	2.5	21.6	2.4	2.7	23.9	2.5	2.7	25.0	2.6	2.8	28.9	2.9	2.9	33.4	3.2	3.1	36.8	3.4	3.2	38.4	3.5	3.2	43.8	3.9	3.3	43.8	3.9	3.3
	80	17.4	1.9	2.7	20.7	2.1	2.9	23.3	2.3	3.0	24.4	2.4	3.0	28.4	2.6	3.2	32.8	2.9	3.4	36.1	3.0	3.5	37.6	3.1	3.5	42.8	3.4	3.7	42.8	3.4	3.7
1350	60	20.3	2.4	2.4	22.5	2.6	2.5	25.6	2.9	2.6	26.9	3.0	2.6	31.3	3.4	2.7	36.0	3.7	2.8	39.3	4.0	2.9	40.8	4.1	2.9	45.7	4.5	3.0	45.7	4.5	3.0
	70	19.0	2.2	2.6	21.8	2.4	2.7	24.3	2.5	2.8	25.4	2.6	2.8	29.5	2.9	3.0	34.0	3.2	3.1	37.5	3.5	3.2	39.1	3.6	3.2	44.6	3.9	3.3	44.6	3.9	3.3
	80	17.6	1.9	2.8	21.1	2.1	2.9	23.7	2.3	3.0	24.9	2.4	3.1	29.1	2.7	3.2	33.6	2.9	3.4	36.9	3.1	3.5	38.4	3.2	3.5	43.6	3.5	3.6	43.6	3.5	3.6

T.C. = Total Capacity COP = Coefficient of Performance kW= Kilo Watts

HEATING EXPANDED RATINGS WITH AIR HANDLER (CONTINUED)

PSH1BG4CVRX48K with B6VMAX48K-C

First Stage (Low Speed H1) Heating

Blower cfm	Outdoor Temperature:		0°F			10°			17°			20°			30°			40°			47°			50°			60°		
		Indoor Tdb	T.C.	COP	kW	T.C.	COP	kW	T.C.	COP	kW	T.C.	COP	kW	T.C.	COP	kW	T.C.	COP	kW	T.C.	COP	kW	T.C.	COP	kW	T.C.	COP	kW
750		60	7.8	2.8	0.8	9.2	3.1	0.9	10.3	3.3	0.9	10.8	3.5	0.9	12.5	3.9	0.9	14.4	4.3	1.0	15.8	4.7	1.0	16.5	4.8	1.0	18.7	5.4	1.0
		70	6.7	2.2	0.9	8.2	2.6	0.9	9.4	2.8	1.0	9.9	2.9	1.0	11.7	3.3	1.1	13.7	3.6	1.1	15.1	3.9	1.1	15.7	4.0	1.1	17.8	4.4	1.2
		80	5.6	1.7	0.9	7.3	2.1	1.0	8.5	2.3	1.1	9.1	2.4	1.1	11.0	2.8	1.2	12.9	3.1	1.2	14.3	3.3	1.3	14.9	3.4	1.3	16.9	3.7	1.3
900		60	7.9	2.8	0.8	9.3	3.1	0.9	10.4	3.4	0.9	10.9	3.5	0.9	12.7	3.9	0.9	14.7	4.4	1.0	16.2	4.8	1.0	16.9	5.0	1.0	19.3	5.7	1.0
		70	7.0	2.3	0.9	8.5	2.6	1.0	9.7	2.8	1.0	10.2	2.9	1.0	12.0	3.3	1.1	14.0	3.7	1.1	15.5	4.1	1.1	16.1	4.2	1.1	18.4	4.7	1.1
		80	6.0	1.8	1.0	7.7	2.2	1.0	8.9	2.4	1.1	9.5	2.5	1.1	11.4	2.8	1.2	13.3	3.2	1.2	14.7	3.4	1.3	15.4	3.6	1.3	17.5	3.9	1.3
1050		60	8.1	2.8	0.9	9.5	3.1	0.9	10.6	3.4	0.9	11.1	3.5	0.9	13.0	4.0	1.0	15.1	4.6	1.0	16.7	5.0	1.0	17.4	5.2	1.0	19.9	6.0	1.0
		70	7.3	2.3	0.9	8.8	2.6	1.0	10.0	2.9	1.0	10.5	3.0	1.0	12.4	3.4	1.1	14.4	3.9	1.1	15.9	4.2	1.1	16.6	4.4	1.1	19.0	4.9	1.1
		80	6.5	1.9	1.0	8.1	2.2	1.1	9.3	2.5	1.1	9.9	2.6	1.1	11.8	2.9	1.2	13.7	3.3	1.2	15.2	3.6	1.2	15.8	3.7	1.2	18.0	4.1	1.3

PSH1BG4CVRX48K with B6VMAX48K-C

4 Ton Second Stage (Nominal High Speed H4) Heating

Blower cfm	Outdoor Temperature:		0°F			10°			17°			20°			30°			40°			47°			50°			60°		
		Indoor Tdb	T.C.	COP	kW	T.C.	COP	kW	T.C.	COP	kW	T.C.	COP	kW	T.C.	COP	kW	T.C.	COP	kW	T.C.	COP	kW	T.C.	COP	kW	T.C.	COP	kW
1200		60	20.2	2.3	2.6	24.8	2.6	2.7	28.2	2.9	2.9	29.7	2.9	2.9	34.9	3.2	3.2	40.4	3.5	3.4	44.5	3.7	3.5	46.2	3.8	3.6	52.4	4.0	3.8
		70	19.3	2.1	2.8	23.9	2.4	3.0	27.3	2.6	3.1	28.8	2.6	3.2	34.0	2.9	3.4	39.4	3.1	3.7	43.4	3.3	3.8	45.2	3.4	3.9	51.2	3.6	4.2
		80	18.3	1.8	3.0	23.0	2.1	3.2	26.4	2.3	3.4	27.9	2.4	3.4	33.1	2.6	3.7	38.4	2.8	4.0	42.4	3.0	4.1	44.1	3.0	4.2	49.9	3.2	4.5
1350		60	20.7	2.4	2.6	25.3	2.7	2.8	28.6	2.9	2.9	30.1	3.0	3.0	35.4	3.3	3.2	41.0	3.6	3.4	45.1	3.8	3.5	46.9	3.8	3.6	53.1	4.1	3.8
		70	19.7	2.1	2.8	24.4	2.4	3.0	27.8	2.6	3.1	29.3	2.7	3.2	34.5	2.9	3.4	40.0	3.2	3.7	44.0	3.4	3.8	45.8	3.5	3.9	51.8	3.7	4.1
		80	18.7	1.8	3.0	23.5	2.1	3.2	26.9	2.3	3.4	28.4	2.4	3.5	33.6	2.7	3.7	39.0	2.9	3.9	43.0	3.1	4.1	44.7	3.1	4.2	50.5	3.3	4.5
1500		60	21.2	2.4	2.6	25.7	2.7	2.8	29.1	2.9	2.9	30.6	3.0	3.0	35.9	3.3	3.2	41.5	3.6	3.3	45.7	3.8	3.5	47.5	3.9	3.5	53.8	4.3	3.7
		70	20.2	2.1	2.8	24.8	2.4	3.0	28.3	2.6	3.2	29.8	2.7	3.2	35.1	3.0	3.4	40.6	3.3	3.6	44.6	3.5	3.8	46.4	3.5	3.8	52.5	3.8	4.1
		80	19.1	1.9	3.0	23.9	2.2	3.2	27.5	2.4	3.4	29.0	2.4	3.5	34.2	2.7	3.7	39.7	3.0	3.9	43.6	3.1	4.1	45.3	3.2	4.2	51.1	3.4	4.4

PSH1BG4CVRX48K with B6VMAX48K-C

4 Ton Second Stage (Boost Speed H5) Heating

Blower cfm	Outdoor Temperature:		0°F			10°			17°			20°			30°			40°			47°			50°			60°		
		Indoor Tdb	T.C.	COP	kW	T.C.	COP	kW	T.C.	COP	kW	T.C.	COP	kW	T.C.	COP	kW	T.C.	COP	kW	T.C.	COP	kW	T.C.	COP	kW	T.C.	COP	kW
1200		60	25.2	2.3	3.2	31.2	2.6	3.5	35.4	2.8	3.7	37.2	2.8	3.8	43.2	3.0	4.2	49.3	3.2	4.5	53.5	3.3	4.7	55.3	3.3	4.8	61.3	3.5	5.2
		70	23.8	1.9	3.6	30.2	2.4	3.7	34.6	2.6	3.9	36.4	2.7	3.9	42.3	3.0	4.2	47.8	3.1	4.5	51.6	3.1	4.8	53.2	3.2	4.9	58.2	3.1	5.4
		80	22.3	1.5	4.1	29.2	2.2	4.0	33.7	2.5	4.0	35.5	2.6	4.0	41.3	2.9	4.2	46.4	3.1	4.5	49.7	3.1	4.9	51.1	3.0	5.0	55.1	2.8	5.7
1350		60	25.6	2.3	3.2	31.7	2.6	3.5	36.0	2.8	3.7	37.8	2.9	3.8	43.9	3.1	4.1	50.0	3.3	4.4	54.3	3.4	4.6	56.1	3.5	4.7	62.2	3.6	5.0
		70	24.4	2.0	3.5	30.7	2.4	3.8	35.1	2.6	3.9	36.9	2.7	4.0	42.8	2.9	4.3	48.6	3.1	4.6	52.5	3.2	4.9	54.2	3.2	5.0	59.5	3.3	5.3
		80	23.2	1.8	3.8	29.8	2.2	4.0	34.1	2.4	4.2	36.0	2.5	4.3	41.8	2.7	4.5	47.2	2.9	4.8	50.7	3.0	5.1	52.2	3.0	5.2	56.9	3.0	5.5
1500		60	26.0	2.4	3.2	32.2	2.7	3.5	36.5	2.9	3.7	38.4	3.0	3.8	44.6	3.2	4.1	50.8	3.4	4.4	55.1	3.5	4.6	57.0	3.6	4.6	63.2	3.8	4.9
		70	25.0	2.2	3.4	31.3	2.4	3.8	35.6	2.6	4.0	37.4	2.6	4.1	43.4	2.9	4.5	49.3	3.1	4.7	53.4	3.2	4.9	55.2	3.2	5.0	60.9	3.4	5.2
		80	24.1	2.0	3.6	30.3	2.2	4.1	34.6	2.3	4.4	36.4	2.4	4.5	42.2	2.6	4.8	47.9	2.7	5.1	51.7	2.9	5.3	53.3	2.9	5.3	58.6	3.2	5.4

T.C. = Total Capacity COP = Coefficient of Performance kW = Kilo Watts

HEATING EXPANDED RATINGS WITH AIR HANDLER (CONTINUED)

PSH1BG4CVRX60K with B6VMAX60K-C

First Stage (Low Speed H1) Heating

Blower cfm	Outdoor Temperature:		0°F			10°			17°			20°			30°			40°			47°			50°			60°		
	Indoor Tdb		T.C.	COP	kW	T.C.	COP	kW	T.C.	COP	kW	T.C.	COP	kW	T.C.	COP	kW	T.C.	COP	kW	T.C.	COP	kW	T.C.	COP	kW	T.C.	COP	kW
850	60		6.4	2.5	0.7	7.8	2.9	0.8	8.8	3.2	0.8	9.3	3.4	0.8	10.9	3.9	0.8	12.6	4.4	0.8	13.9	4.8	0.8	14.4	5.0	0.8	16.4	5.6	0.8
	70		6.0	2.2	0.8	7.2	2.5	0.8	8.2	2.7	0.9	8.6	2.8	0.9	10.1	3.2	0.9	11.7	3.6	0.9	12.9	4.0	1.0	13.5	4.1	1.0	15.4	4.6	1.0
	80		5.6	1.9	0.9	6.7	2.1	0.9	7.5	2.3	1.0	7.9	2.4	1.0	9.3	2.7	1.0	10.8	3.0	1.0	12.0	3.3	1.1	12.5	3.4	1.1	14.3	3.9	1.1
1000	60		6.8	2.5	0.8	8.0	2.9	0.8	8.9	3.2	0.8	9.4	3.3	0.8	10.9	3.8	0.8	12.6	4.3	0.9	13.9	4.8	0.9	14.5	5.0	0.9	16.6	5.7	0.9
	70		6.4	2.2	0.9	7.5	2.5	0.9	8.4	2.7	0.9	8.8	2.8	0.9	10.2	3.2	0.9	11.9	3.6	1.0	13.1	4.0	1.0	13.7	4.1	1.0	15.7	4.7	1.0
	80		6.0	1.9	0.9	7.0	2.2	1.0	7.8	2.3	1.0	8.2	2.4	1.0	9.6	2.7	1.0	11.1	3.1	1.1	12.3	3.3	1.1	12.8	3.5	1.1	14.7	3.9	1.1
1150	60		7.2	2.6	0.8	8.2	2.8	0.8	9.1	3.1	0.9	9.5	3.2	0.9	10.9	3.7	0.9	12.7	4.3	0.9	14.0	4.7	0.9	14.7	4.9	0.9	16.9	5.7	0.9
	70		6.8	2.2	0.9	7.8	2.5	0.9	8.6	2.7	0.9	9.0	2.8	0.9	10.4	3.2	1.0	12.1	3.6	1.0	13.3	4.0	1.0	13.9	4.1	1.0	16.0	4.7	1.0
	80		6.4	1.9	1.0	7.4	2.2	1.0	8.2	2.4	1.0	8.6	2.4	1.0	9.9	2.8	1.1	11.5	3.1	1.1	12.7	3.4	1.1	13.2	3.5	1.1	15.1	3.9	1.1

PSH1BG4CVRX60K with B6VMAX60K-C

5 Ton Second Stage (Nominal High Speed H4) Heating

Blower cfm	Outdoor Temperature:		0°F			10°			17°			20°			30°			40°			47°			50°			60°		
	Indoor Tdb		T.C.	COP	kW	T.C.	COP	kW	T.C.	COP	kW	T.C.	COP	kW	T.C.	COP	kW	T.C.	COP	kW	T.C.	COP	kW	T.C.	COP	kW	T.C.	COP	kW
1350	60		20.1	2.3	2.6	27.2	2.6	3.1	32.3	2.8	3.4	34.6	2.9	3.5	42.3	3.2	3.9	50.4	3.4	4.3	56.3	3.6	4.5	58.9	3.7	4.6	67.7	4.0	5.0
	70		19.2	2.2	2.5	26.3	2.4	3.2	31.5	2.5	3.6	33.7	2.6	3.8	41.5	2.8	4.4	49.6	3.0	4.9	55.5	3.1	5.2	58.0	3.2	5.4	66.8	3.4	5.8
	80		18.2	1.8	2.9	25.1	2.1	3.5	30.2	2.3	3.9	32.5	2.3	4.1	40.3	2.6	4.6	48.4	2.8	5.0	54.3	3.0	5.3	56.8	3.1	5.4	65.4	3.3	5.8
1500	60		20.7	2.3	2.6	27.8	2.6	3.1	33.0	2.8	3.4	35.3	2.9	3.6	43.0	3.2	3.9	51.1	3.5	4.3	57.0	3.7	4.5	59.6	3.8	4.6	68.5	4.1	4.9
	70		19.8	2.2	2.6	26.8	2.4	3.3	32.0	2.6	3.7	34.3	2.6	3.8	42.0	2.8	4.4	50.1	3.0	4.9	56.0	3.2	5.2	58.6	3.2	5.3	67.4	3.4	5.7
	80		18.9	1.9	3.0	25.9	2.1	3.6	31.1	2.3	4.0	33.3	2.4	4.1	41.1	2.6	4.6	49.2	2.9	5.0	55.1	3.1	5.3	57.6	3.1	5.4	66.3	3.4	5.8
1650	60		21.7	2.4	2.7	28.9	2.7	3.2	34.1	2.9	3.5	36.3	3.0	3.6	44.0	3.3	3.9	52.1	3.6	4.3	58.0	3.8	4.5	60.6	3.9	4.6	69.7	4.2	4.9
	70		20.3	2.2	2.7	27.4	2.4	3.3	32.5	2.6	3.7	34.8	2.6	3.9	42.6	2.9	4.4	50.7	3.1	4.8	56.5	3.2	5.1	59.1	3.3	5.2	67.9	3.5	5.7
	80		19.1	1.8	3.0	26.2	2.1	3.7	31.3	2.3	4.0	33.6	2.4	4.2	41.3	2.6	4.6	49.4	2.9	5.0	55.3	3.1	5.2	57.9	3.2	5.3	66.6	3.4	5.7

PSH1BG4CVRX60K with B6VMAX60K-C

5 Ton Second Stage (Boost Speed H5) Heating

Blower cfm	Outdoor Temperature:		0°F			10°			17°			20°			30°			40°			47°			50°			60°		
	Indoor Tdb		T.C.	COP	kW	T.C.	COP	kW	T.C.	COP	kW	T.C.	COP	kW	T.C.	COP	kW	T.C.	COP	kW	T.C.	COP	kW	T.C.	COP	kW	T.C.	COP	kW
1350	60		31.5	2.5	3.7	35.7	2.6	4.0	39.0	2.7	4.3	40.5	2.7	4.4	46.0	2.9	4.7	53.9	3.1	5.1	60.1	3.3	5.3	62.9	3.4	5.5	72.5	3.6	5.9
	70		30.0	2.2	4.0	34.9	2.4	4.3	38.6	2.5	4.6	40.2	2.5	4.7	46.0	2.7	5.1	53.9	2.9	5.5	60.0	3.1	5.8	62.6	3.1	5.9	71.8	3.3	6.3
	80		28.6	2.0	4.3	34.1	2.2	4.6	38.2	2.3	4.9	39.9	2.3	5.0	45.9	2.5	5.4	53.9	2.7	5.9	59.8	2.8	6.2	62.4	2.9	6.3	71.1	3.1	6.8
1500	60		32.9	2.5	3.8	37.0	2.7	4.1	40.3	2.8	4.3	41.8	2.8	4.4	47.2	2.9	4.7	55.1	3.2	5.0	61.2	3.4	5.3	63.9	3.5	5.4	73.4	3.7	5.8
	70		31.1	2.2	4.1	35.9	2.4	4.4	39.5	2.5	4.6	41.1	2.5	4.7	46.8	2.7	5.1	54.8	3.0	5.4	60.8	3.1	5.7	63.5	3.2	5.8	72.7	3.4	6.2
	80		29.2	2.0	4.4	34.7	2.2	4.7	38.7	2.3	5.0	40.5	2.3	5.1	46.5	2.5	5.4	54.5	2.7	5.8	60.5	2.9	6.1	63.1	3.0	6.2	72.0	3.2	6.6
1650	60		34.3	2.6	3.9	38.4	2.7	4.1	41.6	2.8	4.3	43.1	2.9	4.4	48.4	3.0	4.7	56.2	3.3	5.0	62.3	3.5	5.2	65.0	3.6	5.3	74.4	3.8	5.7
	70		32.1	2.3	4.2	36.8	2.4	4.5	40.4	2.5	4.7	42.0	2.6	4.8	47.7	2.8	5.1	55.7	3.0	5.4	61.7	3.2	5.6	64.4	3.3	5.7	73.7	3.5	6.1
	80		29.8	2.0	4.5	35.3	2.2	4.8	39.2	2.3	5.0	41.0	2.3	5.1	47.0	2.5	5.5	55.1	2.8	5.8	61.2	3.0	6.0	63.8	3.0	6.2	72.9	3.3	6.5

T.C. = Total Capacity COP = Coefficient of Performance kW = Kilo Watts

HEATING EXPANDED RATINGS WITH COIL AND AIR HANDLER

First Stage (Low Speed H1) Heating

PSH1BG4CVRX24K with C6BH-X26C-B and PGC2-VB

Outdoor Temperature:			0°F			10°			17°			20°			30°			40°			47°			50°			60°		
Blower cfm		Indoor Tdb	T.C.	COP	kW	T.C.	COP	kW	T.C.	COP	kW	T.C.	COP	kW	T.C.	COP	kW	T.C.	COP	kW	T.C.	COP	kW	T.C.	COP	kW	T.C.	COP	kW
450		60	4.5	2.3	0.6	5.6	2.7	0.6	6.4	3.0	0.6	6.7	3.2	0.6	8.0	3.7	0.6	9.4	4.3	0.6	10.4	4.7	0.6	10.9	4.9	0.6	12.4	5.6	0.7
		70	4.1	1.9	0.6	5.2	2.3	0.7	6.0	2.6	0.7	6.3	2.7	0.7	7.6	3.1	0.7	8.9	3.6	0.7	9.9	3.9	0.7	10.3	4.1	0.7	11.9	4.6	0.8
		80	3.7	1.6	0.7	4.8	1.9	0.7	5.5	2.2	0.7	5.9	2.3	0.8	7.1	2.7	0.8	8.4	3.0	0.8	9.4	3.3	0.8	9.8	3.5	0.8	11.4	3.9	0.9
550		60	4.6	2.3	0.6	5.7	2.8	0.6	6.6	3.1	0.6	6.9	3.3	0.6	8.3	3.9	0.6	9.7	4.5	0.6	10.8	5.0	0.6	11.3	5.3	0.6	13.0	6.1	0.6
		70	4.3	2.0	0.6	5.4	2.4	0.7	6.2	2.7	0.7	6.5	2.8	0.7	7.8	3.3	0.7	9.2	3.8	0.7	10.3	4.2	0.7	10.8	4.4	0.7	12.4	5.0	0.7
		80	4.0	1.7	0.7	5.0	2.0	0.7	5.7	2.3	0.7	6.1	2.4	0.8	7.3	2.8	0.8	8.7	3.2	0.8	9.8	3.5	0.8	10.2	3.7	0.8	11.9	4.2	0.8
650		60	4.8	2.4	0.6	5.9	2.9	0.6	6.8	3.2	0.6	7.2	3.4	0.6	8.5	4.0	0.6	10.1	4.8	0.6	11.2	5.4	0.6	11.7	5.6	0.6	13.5	6.7	0.6
		70	4.5	2.1	0.6	5.6	2.5	0.7	6.4	2.8	0.7	6.7	2.9	0.7	8.1	3.4	0.7	9.5	4.0	0.7	10.7	4.4	0.7	11.2	4.7	0.7	13.0	5.5	0.7
		80	4.3	1.8	0.7	5.2	2.1	0.7	6.0	2.4	0.7	6.3	2.5	0.7	7.6	2.9	0.8	9.0	3.4	0.8	10.1	3.7	0.8	10.6	3.9	0.8	12.4	4.6	0.8

Second Stage (Nominal High Speed H4) Heating

PSH1BG4CVRX24K with C6BH-X26C-B and PGC2-VB

Outdoor Temperature:			0°F			10°			17°			20°			30°			40°			47°			50°			60°		
Blower cfm		Indoor Tdb	T.C.	COP	kW	T.C.	COP	kW	T.C.	COP	kW	T.C.	COP	kW	T.C.	COP	kW	T.C.	COP	kW	T.C.	COP	kW	T.C.	COP	kW	T.C.	COP	kW
700		60	10.1	2.2	1.4	12.4	2.6	1.4	14.1	2.8	1.4	14.8	3.0	1.5	17.3	3.3	1.5	20.0	3.7	1.6	22.0	4.0	1.6	22.8	4.1	1.6	25.8	4.5	1.7
		70	9.8	2.0	1.5	12.0	2.3	1.5	13.6	2.5	1.6	14.3	2.6	1.6	16.8	2.9	1.7	19.4	3.3	1.7	21.3	3.5	1.8	22.1	3.6	1.8	25.0	3.9	1.9
		80	9.5	1.8	1.5	11.6	2.1	1.6	13.2	2.3	1.7	13.9	2.3	1.7	16.2	2.6	1.8	18.7	2.9	1.9	20.6	3.0	2.0	21.4	3.1	2.0	24.1	3.4	2.1
800		60	10.6	2.3	1.4	13.0	2.7	1.4	14.8	3.0	1.4	15.6	3.1	1.5	18.3	3.5	1.5	21.1	4.0	1.6	23.2	4.3	1.6	24.1	4.4	1.6	27.3	4.9	1.6
		70	9.9	2.0	1.5	12.3	2.3	1.5	14.1	2.6	1.6	14.8	2.7	1.6	17.4	3.1	1.7	20.2	3.4	1.7	22.2	3.7	1.8	23.1	3.8	1.8	26.1	4.2	1.8
		80	9.7	1.8	1.6	11.9	2.1	1.6	13.5	2.3	1.7	14.2	2.4	1.7	16.6	2.7	1.8	19.2	3.0	1.9	21.1	3.2	2.0	21.9	3.3	2.0	24.8	3.5	2.0
900		60	10.8	2.3	1.4	13.3	2.7	1.4	15.1	3.1	1.4	15.9	3.2	1.5	18.7	3.6	1.5	21.6	4.1	1.5	23.7	4.5	1.6	24.6	4.6	1.6	27.9	5.1	1.6
		70	10.5	2.1	1.5	12.9	2.5	1.5	14.6	2.7	1.6	15.4	2.8	1.6	18.1	3.2	1.7	20.9	3.6	1.7	23.0	3.9	1.7	23.9	4.0	1.8	27.1	4.4	1.8
		80	9.9	1.8	1.6	12.1	2.1	1.7	13.8	2.4	1.7	14.5	2.5	1.7	17.0	2.8	1.8	19.7	3.1	1.9	21.6	3.3	1.9	22.5	3.4	1.9	25.4	3.7	2.0

Second Stage (Boost Speed H5) Heating

PSH1BG4CVRX24K with C6BH-X26C-B and PGC2-VB

Outdoor Temperature:			0°F			10°			17°			20°			30°			40°			47°			50°			60°		
Blower cfm		Indoor Tdb	T.C.	COP	kW	T.C.	COP	kW	T.C.	COP	kW	T.C.	COP	kW	T.C.	COP	kW	T.C.	COP	kW	T.C.	COP	kW	T.C.	COP	kW	T.C.	COP	kW
700		60	11.4	2.0	1.6	14.1	2.4	1.7	16.1	2.6	1.8	17.0	2.7	1.8	19.9	3.0	1.9	22.9	3.3	2.0	25.0	3.6	2.1	26.0	3.6	2.1	29.2	3.9	2.2
		70	11.1	1.8	1.8	13.7	2.1	1.9	15.6	2.3	2.0	16.4	2.4	2.0	19.2	2.7	2.1	22.1	3.0	2.2	24.2	3.1	2.3	25.1	3.2	2.3	28.2	3.4	2.4
		80	10.7	1.7	1.9	13.2	1.9	2.0	15.1	2.1	2.1	15.9	2.2	2.1	18.6	2.4	2.3	21.4	2.6	2.4	23.4	2.8	2.5	24.3	2.8	2.5	27.2	3.0	2.6
800		60	11.7	2.1	1.7	14.4	2.4	1.7	16.4	2.7	1.8	17.3	2.8	1.8	20.3	3.1	1.9	23.4	3.5	2.0	25.6	3.7	2.0	26.6	3.8	2.0	29.9	4.2	2.1
		70	11.5	1.9	1.8	14.1	2.2	1.9	16.0	2.4	1.9	16.8	2.5	2.0	19.7	2.8	2.1	22.7	3.1	2.2	24.8	3.3	2.2	25.8	3.4	2.2	29.1	3.7	2.3
		80	11.3	1.7	1.9	13.7	2.0	2.0	15.5	2.2	2.1	16.3	2.2	2.1	19.0	2.5	2.2	21.9	2.7	2.4	24.1	2.9	2.4	25.0	3.0	2.5	28.3	3.2	2.6
900		60	11.9	2.1	1.7	14.7	2.5	1.7	16.7	2.8	1.8	17.6	2.9	1.8	20.7	3.2	1.9	23.9	3.6	1.9	26.2	3.9	2.0	27.2	4.0	2.0	30.6	4.4	2.0
		70	11.9	1.9	1.8	14.4	2.2	1.9	16.3	2.5	1.9	17.2	2.6	2.0	20.1	2.9	2.0	23.2	3.2	2.1	25.5	3.5	2.2	26.5	3.6	2.2	30.0	3.9	2.3
		80	11.9	1.8	2.0	14.2	2.0	2.0	15.9	2.2	2.1	16.7	2.3	2.1	19.5	2.6	2.2	22.5	2.9	2.3	24.8	3.1	2.4	25.8	3.2	2.4	29.3	3.5	2.5

HEATING EXPANDED RATINGS WITH COIL AND AIR HANDLER (CONT.)

First Stage (Low Speed H1) Heating

PSH1BG4CVRX36K with C6BH-X36C-C and PGC2-VC

Outdoor Temperature:			0°F			10°			17°			20°			30°			40°			47°			50°			60°		
Blower cfm	Indoor Tdb		T.C.	COP	kW	T.C.	COP	kW	T.C.	COP	kW	T.C.	COP	kW	T.C.	COP	kW	T.C.	COP	kW	T.C.	COP	kW	T.C.	COP	kW	T.C.	COP	kW
			700	60		7.4	2.6	0.8	9.1	3.1	0.9	10.4	3.4	0.9	11.0	3.6	0.9	13.0	4.1	0.9	15.3	4.8	0.9	16.9	5.2	0.9	17.7	5.5	1.0
70		6.5		2.1	0.9	8.4	2.6	1.0	9.8	2.9	1.0	10.4	3.1	1.0	12.5	3.6	1.0	14.7	4.1	1.1	16.3	4.5	1.1	16.9	4.6	1.1	19.2	5.2	1.1
80		6.3		1.9	1.0	8.1	2.3	1.0	9.3	2.5	1.1	9.9	2.6	1.1	11.9	3.0	1.1	14.0	3.5	1.2	15.6	3.8	1.2	16.2	3.9	1.2	18.6	4.4	1.2
800	60		7.5	2.6	0.8	9.2	3.1	0.9	10.6	3.4	0.9	11.1	3.6	0.9	13.2	4.2	0.9	15.5	4.9	0.9	17.2	5.4	0.9	18.0	5.6	0.9	20.6	6.5	0.9
	70		6.7	2.1	0.9	8.6	2.6	1.0	10.0	2.9	1.0	10.6	3.1	1.0	12.7	3.6	1.0	14.9	4.1	1.1	16.5	4.6	1.1	17.3	4.8	1.1	19.7	5.4	1.1
	80		6.5	1.9	1.0	8.3	2.3	1.1	9.6	2.6	1.1	10.1	2.7	1.1	12.1	3.1	1.1	14.3	3.6	1.2	15.9	3.9	1.2	16.6	4.0	1.2	19.0	4.6	1.2
900	60		7.7	2.6	0.9	9.4	3.1	0.9	10.7	3.5	0.9	11.3	3.6	0.9	13.5	4.3	0.9	15.8	4.9	0.9	17.5	5.5	0.9	18.3	5.8	0.9	21.0	6.7	0.9
	70		7.1	2.2	0.9	8.9	2.7	1.0	10.2	3.0	1.0	10.8	3.1	1.0	12.9	3.6	1.0	15.1	4.2	1.1	16.8	4.6	1.1	17.5	4.8	1.1	20.1	5.6	1.1
	80		6.7	1.9	1.0	8.5	2.3	1.1	9.8	2.6	1.1	10.3	2.7	1.1	12.4	3.2	1.1	14.6	3.6	1.2	16.2	4.0	1.2	17.0	4.2	1.2	19.5	4.8	1.2

Second Stage (Nominal High Speed H4) Heating

PSH1BG4CVRX36K with C6BH-X36C-C and PGC2-VC

Outdoor Temperature:			0°F			10°			17°			20°			30°			40°			47°			50°			60°		
Blower cfm	Indoor Tdb		T.C.	COP	kW	T.C.	COP	kW	T.C.	COP	kW	T.C.	COP	kW	T.C.	COP	kW	T.C.	COP	kW	T.C.	COP	kW	T.C.	COP	kW	T.C.	COP	kW
			1050	60		17.5	2.5	2.0	19.6	2.7	2.1	21.6	2.9	2.2	22.5	2.9	2.2	26.1	3.3	2.3	30.2	3.6	2.4	33.4	3.9	2.5	34.8	4.1	2.5
70		16.2		2.2	2.2	18.8	2.4	2.3	20.9	2.6	2.4	21.8	2.6	2.4	25.4	2.9	2.5	29.4	3.2	2.7	32.5	3.5	2.7	33.9	3.6	2.8	38.9	4.0	2.9
80		14.8		1.9	2.3	18.0	2.1	2.5	20.4	2.3	2.6	21.5	2.4	2.6	25.2	2.7	2.8	29.1	2.9	2.9	32.0	3.1	3.0	33.3	3.2	3.0	37.7	3.5	3.2
1200	60		17.9	2.5	2.1	20.5	2.7	2.2	22.6	2.9	2.3	23.6	3.0	2.3	27.4	3.4	2.4	31.8	3.8	2.4	35.3	4.2	2.5	36.8	4.3	2.5	42.4	4.8	2.6
	70		16.2	2.2	2.2	19.2	2.4	2.3	21.8	2.6	2.4	22.7	2.7	2.5	26.6	3.0	2.6	30.9	3.4	2.7	34.2	3.7	2.7	35.7	3.8	2.8	40.9	4.2	2.8
	80		15.2	1.9	2.4	18.4	2.1	2.5	20.8	2.3	2.6	21.8	2.4	2.7	25.6	2.7	2.8	29.6	3.0	2.9	32.6	3.2	3.0	33.9	3.3	3.0	38.5	3.6	3.1
1350	60		18.3	2.5	2.1	20.8	2.7	2.2	22.9	2.9	2.3	23.9	3.0	2.3	27.7	3.4	2.4	32.2	3.8	2.5	35.8	4.2	2.5	37.4	4.4	2.5	43.2	5.0	2.6
	70		16.9	2.2	2.3	19.9	2.4	2.4	22.3	2.6	2.5	23.4	2.7	2.5	27.4	3.1	2.6	31.8	3.5	2.7	35.2	3.8	2.7	36.7	3.9	2.8	42.0	4.3	2.8
	80		15.7	1.9	2.4	18.8	2.1	2.6	21.2	2.3	2.7	22.2	2.4	2.7	26.0	2.7	2.8	30.0	3.0	2.9	33.1	3.2	3.0	34.4	3.3	3.0	39.2	3.7	3.1

Second Stage (Boost Speed H5) Heating

PSH1BG4CVRX36K with C6BH-X36C-C and PGC2-VC

Outdoor Temperature:			0°F			10°			17°			20°			30°			40°			47°			50°			60°		
Blower cfm	Indoor Tdb		T.C.	COP	kW	T.C.	COP	kW	T.C.	COP	kW	T.C.	COP	kW	T.C.	COP	kW	T.C.	COP	kW	T.C.	COP	kW	T.C.	COP	kW	T.C.	COP	kW
			1050	60		19.6	2.4	2.4	21.4	2.5	2.5	24.5	2.8	2.6	25.9	2.9	2.6	30.4	3.2	2.7	34.9	3.6	2.9	38.1	3.8	3.0	39.5	3.9	3.0
70		18.2		2.1	2.5	21.1	2.3	2.7	23.4	2.5	2.8	24.5	2.6	2.8	28.5	2.8	3.0	32.9	3.1	3.1	36.3	3.3	3.2	37.9	3.4	3.3	43.3	3.7	3.4
80		17.2		1.9	2.7	20.5	2.1	2.9	22.9	2.2	3.0	24.0	2.3	3.0	27.9	2.5	3.2	32.2	2.8	3.4	35.5	2.9	3.5	36.9	3.0	3.6	42.0	3.3	3.8
1200	60		20.1	2.4	2.4	22.0	2.5	2.5	25.1	2.8	2.6	26.4	2.9	2.6	30.9	3.3	2.8	35.5	3.6	2.9	38.8	3.9	2.9	40.2	4.0	3.0	45.0	4.3	3.1
	70		18.8	2.2	2.5	21.7	2.4	2.7	24.0	2.5	2.8	25.1	2.6	2.8	29.0	2.9	3.0	33.5	3.2	3.1	36.9	3.4	3.2	38.5	3.5	3.2	43.9	3.8	3.3
	80		17.5	1.9	2.7	20.8	2.1	2.9	23.4	2.3	3.0	24.5	2.3	3.1	28.5	2.6	3.2	32.9	2.8	3.4	36.2	3.0	3.5	37.7	3.1	3.6	42.9	3.4	3.7
1350	60		20.4	2.4	2.5	22.6	2.6	2.6	25.7	2.8	2.6	27.0	3.0	2.7	31.4	3.3	2.8	36.1	3.7	2.9	39.4	4.0	2.9	40.9	4.1	2.9	45.8	4.4	3.0
	70		19.1	2.2	2.6	21.9	2.3	2.7	24.4	2.5	2.8	25.5	2.6	2.9	29.6	2.9	3.0	34.1	3.2	3.1	37.6	3.4	3.2	39.2	3.5	3.2	44.7	3.9	3.4
	80		17.7	1.9	2.8	21.2	2.1	2.9	23.8	2.3	3.0	25.0	2.4	3.1	29.2	2.6	3.2	33.7	2.9	3.4	37.0	3.1	3.5	38.5	3.2	3.5	43.7	3.5	3.7

HEATING EXPANDED RATINGS WITH COIL AND AIR HANDLER (CONT.)

First Stage (Low Speed H1) Heating PSH1BG4CVRX48K with C6BH-X48C-C and PGC2-VC

Outdoor Temperature:			0°F			10°			17°			20°			30°			40°			47°			50°			60°		
Blower cfm		Indoor Tdb	T.C.	COP	kW	T.C.	COP	kW	T.C.	COP	kW	T.C.	COP	kW	T.C.	COP	kW	T.C.	COP	kW	T.C.	COP	kW	T.C.	COP	kW	T.C.	COP	kW
750		60	7.8	2.7	0.8	9.3	3.0	0.9	10.4	3.3	0.9	10.9	3.4	0.9	12.6	3.8	1.0	14.5	4.3	1.0	15.9	4.6	1.0	16.6	4.7	1.0	18.8	5.3	1.0
		70	6.7	2.2	0.9	8.3	2.5	1.0	9.5	2.8	1.0	10.0	2.9	1.0	11.8	3.2	1.1	13.7	3.6	1.1	15.1	3.8	1.2	15.8	4.0	1.2	17.9	4.4	1.2
		80	5.6	1.7	1.0	7.4	2.1	1.0	8.6	2.3	1.1	9.2	2.4	1.1	11.0	2.7	1.2	13.0	3.0	1.3	14.3	3.3	1.3	15.0	3.4	1.3	17.0	3.7	1.4
900		60	8.0	2.7	0.9	9.4	3.0	0.9	10.5	3.3	0.9	11.0	3.4	0.9	12.8	3.9	1.0	14.8	4.4	1.0	16.3	4.8	1.0	17.0	4.9	1.0	19.4	5.6	1.0
		70	7.0	2.2	0.9	8.6	2.6	1.0	9.8	2.8	1.0	10.3	2.9	1.0	12.1	3.3	1.1	14.1	3.7	1.1	15.6	4.0	1.1	16.2	4.1	1.1	18.5	4.6	1.2
		80	6.1	1.8	1.0	7.8	2.1	1.1	9.0	2.4	1.1	9.6	2.5	1.1	11.4	2.8	1.2	13.4	3.1	1.2	14.8	3.4	1.3	15.4	3.5	1.3	17.6	3.9	1.3
1050		60	8.2	2.7	0.9	9.6	3.0	0.9	10.7	3.3	0.9	11.2	3.4	1.0	13.0	3.9	1.0	15.1	4.5	1.0	16.7	4.9	1.0	17.4	5.1	1.0	20.0	5.9	1.0
		70	7.4	2.3	1.0	8.9	2.6	1.0	10.0	2.8	1.0	10.6	2.9	1.1	12.4	3.4	1.1	14.5	3.8	1.1	16.0	4.1	1.1	16.7	4.3	1.1	19.1	4.9	1.1
		80	6.6	1.9	1.0	8.2	2.2	1.1	9.4	2.4	1.1	10.0	2.5	1.2	11.8	2.9	1.2	13.8	3.3	1.2	15.3	3.5	1.3	15.9	3.7	1.3	18.1	4.1	1.3

Second Stage (Nominal High Speed H4) Heating PSH1BG4CVRX48K with C6BH-X48C-C and PGC2-VC

Outdoor Temperature:			0°F			10°			17°			20°			30°			40°			47°			50°			60°		
Blower cfm		Indoor Tdb	T.C.	COP	kW	T.C.	COP	kW	T.C.	COP	kW	T.C.	COP	kW	T.C.	COP	kW	T.C.	COP	kW	T.C.	COP	kW	T.C.	COP	kW	T.C.	COP	kW
1200		60	19.9	2.2	2.6	24.6	2.6	2.8	28.1	2.8	3.0	29.7	2.9	3.0	35.0	3.2	3.2	40.6	3.4	3.5	44.7	3.6	3.6	46.5	3.7	3.7	52.6	3.9	3.9
		70	18.9	2.0	2.8	23.7	2.3	3.0	27.2	2.5	3.2	28.8	2.6	3.3	34.1	2.9	3.5	39.6	3.1	3.7	43.6	3.3	3.9	45.4	3.3	4.0	51.4	3.5	4.3
		80	18.0	1.7	3.0	22.8	2.1	3.3	26.4	2.3	3.4	27.9	2.3	3.5	33.2	2.6	3.8	38.6	2.8	4.0	42.6	3.0	4.2	44.3	3.0	4.3	50.2	3.2	4.6
1350		60	20.4	2.3	2.6	25.1	2.6	2.8	28.6	2.8	3.0	30.1	2.9	3.0	35.5	3.2	3.2	41.1	3.5	3.4	45.3	3.7	3.6	47.1	3.8	3.6	53.4	4.1	3.9
		70	19.3	2.0	2.8	24.2	2.3	3.1	28.0	2.6	3.2	29.2	2.6	3.3	34.6	2.9	3.5	40.2	3.2	3.7	44.2	3.3	3.9	46.0	3.4	4.0	52.0	3.6	4.2
		80	18.4	1.8	3.1	23.3	2.1	3.3	26.9	2.3	3.5	28.4	2.4	3.5	33.7	2.6	3.8	39.2	2.9	4.0	43.2	3.0	4.2	44.9	3.1	4.3	50.8	3.3	4.5
1500		60	20.9	2.3	2.7	25.6	2.6	2.9	29.1	2.8	3.0	30.6	2.9	3.0	36.0	3.3	3.2	41.7	3.6	3.4	45.9	3.8	3.5	47.7	3.9	3.6	54.1	4.2	3.8
		70	19.8	2.0	2.9	24.7	2.3	3.1	28.2	2.6	3.2	29.8	2.6	3.3	35.2	2.9	3.5	40.8	3.2	3.7	44.8	3.4	3.9	46.6	3.5	3.9	52.7	3.7	4.1
		80	18.8	1.8	3.1	23.8	2.1	3.3	27.4	2.3	3.5	29.0	2.4	3.5	34.3	2.7	3.8	39.8	2.9	4.0	43.8	3.1	4.2	45.5	3.2	4.2	51.4	3.4	4.5

Second Stage (Boost Speed H5) Heating PSH1BG4CVRX48K with C6BH-X48C-C and PGC2-VC

Outdoor Temperature:			0°F			10°			17°			20°			30°			40°			47°			50°			60°		
Blower cfm		Indoor Tdb	T.C.	COP	kW	T.C.	COP	kW	T.C.	COP	kW	T.C.	COP	kW	T.C.	COP	kW	T.C.	COP	kW	T.C.	COP	kW	T.C.	COP	kW	T.C.	COP	kW
1200		60	25.4	2.3	3.2	31.4	2.6	3.6	35.7	2.8	3.8	37.5	2.8	3.9	43.5	3.0	4.2	49.5	3.2	4.6	53.7	3.3	4.8	55.5	3.3	4.9	61.5	3.4	5.3
		70	24.0	1.9	3.7	30.4	2.3	3.8	34.8	2.6	3.9	36.6	2.7	4.0	42.5	2.9	4.3	48.1	3.1	4.6	51.8	3.1	4.9	53.4	3.1	5.0	58.4	3.1	5.5
		80	22.6	1.5	4.2	29.4	2.2	4.0	33.9	2.5	4.1	35.8	2.6	4.1	41.5	2.9	4.3	46.7	3.1	4.6	50.0	3.1	4.9	51.3	3.0	5.1	55.3	2.8	5.7
1350		60	25.8	2.3	3.3	31.9	2.6	3.6	36.2	2.8	3.8	38.0	2.9	3.9	44.1	3.1	4.2	50.3	3.3	4.5	54.5	3.4	4.7	56.4	3.4	4.8	62.5	3.6	5.1
		70	24.6	2.0	3.6	31.0	2.4	3.8	35.3	2.6	4.0	37.1	2.7	4.1	43.1	2.9	4.4	48.8	3.0	4.7	52.8	3.1	4.9	54.4	3.2	5.0	59.8	3.3	5.4
		80	23.4	1.8	3.9	30.0	2.2	4.1	34.4	2.4	4.2	36.2	2.5	4.3	42.0	2.7	4.6	47.4	2.9	4.9	51.0	3.0	5.1	52.4	3.0	5.2	57.1	3.0	5.6
1500		60	26.2	2.3	3.3	32.4	2.6	3.6	36.8	2.8	3.8	38.6	2.9	3.9	44.8	3.2	4.1	51.0	3.4	4.4	55.4	3.5	4.6	57.2	3.6	4.7	63.4	3.7	5.0
		70	25.3	2.1	3.5	31.5	2.4	3.9	35.8	2.6	4.1	37.6	2.6	4.2	43.6	2.8	4.5	49.6	3.0	4.8	53.7	3.2	5.0	55.4	3.2	5.0	61.1	3.4	5.2
		80	24.1	2.0	3.6	30.3	2.2	4.1	34.6	2.3	4.4	36.4	2.4	4.6	42.2	2.6	4.9	47.9	2.7	5.2	51.7	2.9	5.3	53.3	2.9	5.4	58.6	3.2	5.5

HEATING EXPANDED RATINGS WITH COIL AND AIR HANDLER (CONT.)

First Stage (Low Speed H1) Heating PSH1BG4CVRX60K with C6BH-X60C-D and PGC2-VD

Outdoor Temperature:			0°F			10°			17°			20°			30°			40°			47°			50°			60°					
Blower cfm	Indoor Tdb		T.C.	COP	kW	T.C.	COP	kW	T.C.	COP	kW	T.C.	COP	kW	T.C.	COP	kW	T.C.	COP	kW	T.C.	COP	kW	T.C.	COP	kW	T.C.	COP	kW	T.C.	COP	kW
			850	60		6.4	2.5	0.7	7.8	2.9	0.8	8.8	3.2	0.8	9.3	3.4	0.8	10.9	3.9	0.8	12.6	4.4	0.8	13.9	4.8	0.8	14.4	5.0	0.8	16.4	5.6	0.8
70		6.0		2.2	0.8	7.2	2.5	0.8	8.2	2.7	0.9	8.6	2.8	0.9	10.1	3.2	0.9	11.7	3.6	0.9	12.9	4.0	1.0	13.5	4.1	1.0	15.4	4.6	1.0	15.4	4.6	1.0
80		5.6		1.9	0.9	6.7	2.1	0.9	7.5	2.3	1.0	7.9	2.4	1.0	9.3	2.7	1.0	10.8	3.0	1.0	12.0	3.3	1.1	12.5	3.4	1.1	14.3	3.9	1.1	14.3	3.9	1.1
1000	60		6.8	2.5	0.8	8.0	2.9	0.8	8.9	3.2	0.8	9.4	3.3	0.8	10.9	3.8	0.8	12.6	4.3	0.9	13.9	4.8	0.9	14.5	5.0	0.9	16.6	5.7	0.9	16.6	5.7	0.9
	70		6.4	2.2	0.9	7.5	2.5	0.9	8.4	2.7	0.9	8.8	2.8	0.9	10.2	3.2	0.9	11.9	3.6	1.0	13.1	4.0	1.0	13.7	4.1	1.0	15.7	4.7	1.0	15.7	4.7	1.0
	80		6.0	1.9	0.9	7.0	2.2	1.0	7.8	2.3	1.0	8.2	2.4	1.0	9.6	2.7	1.0	11.1	3.1	1.1	12.3	3.3	1.1	12.8	3.5	1.1	14.7	3.9	1.1	14.7	3.9	1.1
1150	60		7.2	2.6	0.8	8.2	2.8	0.8	9.1	3.1	0.9	9.5	3.2	0.9	10.9	3.7	0.9	12.7	4.3	0.9	14.0	4.7	0.9	14.7	4.9	0.9	16.9	5.7	0.9	16.9	5.7	0.9
	70		6.8	2.2	0.9	7.8	2.5	0.9	8.6	2.7	0.9	9.0	2.8	0.9	10.4	3.2	1.0	12.1	3.6	1.0	13.3	4.0	1.0	13.9	4.1	1.0	16.0	4.7	1.0	16.0	4.7	1.0
	80		6.4	1.9	1.0	7.4	2.2	1.0	8.2	2.4	1.0	8.6	2.4	1.0	9.9	2.8	1.1	11.5	3.1	1.1	12.7	3.4	1.1	13.2	3.5	1.1	15.1	3.9	1.1	15.1	3.9	1.1

Second Stage (Nominal High Speed H4) Heating PSH1BG4CVRX60K with C6BH-X60C-D and PGC2-VD

Outdoor Temperature:			0°F			10°			17°			20°			30°			40°			47°			50°			60°								
Blower cfm	Indoor Tdb		T.C.	COP	kW	T.C.	COP	kW	T.C.	COP	kW	T.C.	COP	kW	T.C.	COP	kW	T.C.	COP	kW	T.C.	COP	kW	T.C.	COP	kW	T.C.	COP	kW	T.C.	COP	kW	T.C.	COP	kW
			1350	60		22.0	2.0	3.3	29.3	2.4	3.5	34.4	2.7	3.7	36.6	2.8	3.8	44.0	3.2	4.1	51.3	3.5	4.3	56.4	3.6	4.5	58.6	3.7	4.6	66.0	3.9	4.9	66.0	3.9	4.9
70		21.2		1.9	3.3	28.5	2.3	3.7	33.7	2.5	4.0	35.9	2.6	4.1	43.2	2.8	4.5	50.5	3.0	4.9	55.7	3.1	5.2	57.9	3.2	5.3	65.2	3.3	5.7	65.2	3.3	5.7			
80		19.8		1.6	3.7	27.2	2.0	4.1	32.3	2.2	4.3	34.5	2.3	4.4	41.8	2.6	4.7	49.2	2.8	5.1	54.3	3.0	5.3	56.5	3.1	5.4	63.8	3.3	5.8	63.8	3.3	5.8			
1500	60		22.7	2.0	3.3	30.0	2.5	3.6	35.1	2.7	3.7	37.3	2.9	3.8	44.7	3.2	4.1	52.0	3.5	4.3	57.1	3.7	4.5	59.3	3.8	4.6	66.7	4.0	4.9	66.7	4.0	4.9			
	70		21.5	1.9	3.4	28.9	2.3	3.7	34.0	2.5	4.0	36.2	2.6	4.1	43.5	2.8	4.5	50.9	3.0	4.9	56.0	3.2	5.2	58.2	3.2	5.3	65.5	3.4	5.7	65.5	3.4	5.7			
	80		20.7	1.6	3.8	28.0	2.0	4.1	33.1	2.2	4.3	35.3	2.3	4.4	42.7	2.6	4.7	50.0	2.9	5.1	55.1	3.1	5.3	57.3	3.1	5.4	64.7	3.3	5.7	64.7	3.3	5.7			
1650	60		23.8	2.1	3.4	31.1	2.5	3.6	36.2	2.8	3.8	38.4	2.9	3.8	45.8	3.3	4.1	53.1	3.6	4.3	58.2	3.8	4.5	60.4	3.9	4.6	67.8	4.1	4.8	67.8	4.1	4.8			
	70		22.1	1.9	3.4	29.4	2.3	3.8	34.6	2.5	4.0	36.8	2.6	4.2	44.1	2.9	4.5	51.4	3.1	4.9	56.6	3.2	5.1	58.8	3.3	5.2	66.1	3.5	5.6	66.1	3.5	5.6			
	80		20.9	1.6	3.9	28.3	2.0	4.2	33.4	2.2	4.4	35.6	2.3	4.5	42.9	2.6	4.8	50.3	2.9	5.0	55.4	3.1	5.2	57.6	3.2	5.3	64.9	3.4	5.6	64.9	3.4	5.6			

Second Stage (Boost Speed H5) Heating PSH1BG4CVRX60K with C6BH-X60C-D and PGC2-VD

Outdoor Temperature:			0°F			10°			17°			20°			30°			40°			47°			50°			60°								
Blower cfm	Indoor Tdb		T.C.	COP	kW	T.C.	COP	kW	T.C.	COP	kW	T.C.	COP	kW	T.C.	COP	kW	T.C.	COP	kW	T.C.	COP	kW	T.C.	COP	kW	T.C.	COP	kW	T.C.	COP	kW	T.C.	COP	kW
			1350	60		31.6	2.5	3.8	35.8	2.6	4.1	39.1	2.7	4.3	40.6	2.7	4.4	46.1	2.8	4.7	54.0	3.1	5.1	60.2	3.3	5.4	63.0	3.4	5.5	72.6	3.6	5.9	72.6	3.6	5.9
70		30.1		2.2	4.0	35.0	2.3	4.4	38.7	2.5	4.6	40.3	2.5	4.7	46.1	2.6	5.1	54.0	2.9	5.5	60.1	3.0	5.8	62.7	3.1	5.9	71.9	3.3	6.3	71.9	3.3	6.3			
80		28.7		2.0	4.3	34.2	2.2	4.7	38.3	2.3	4.9	40.0	2.3	5.1	46.0	2.5	5.5	54.0	2.7	5.9	59.9	2.8	6.2	62.5	2.9	6.3	71.2	3.1	6.8	71.2	3.1	6.8			
1500	60		33.0	2.5	3.8	37.1	2.6	4.1	40.4	2.7	4.3	41.9	2.8	4.4	47.3	2.9	4.7	55.2	3.2	5.1	61.3	3.4	5.3	64.0	3.5	5.4	73.6	3.7	5.8	73.6	3.7	5.8			
	70		31.2	2.2	4.1	36.0	2.4	4.4	39.6	2.5	4.7	41.2	2.5	4.8	47.0	2.7	5.1	54.9	2.9	5.5	61.0	3.1	5.7	63.6	3.2	5.8	72.8	3.4	6.2	72.8	3.4	6.2			
	80		29.3	2.0	4.4	34.8	2.2	4.7	38.8	2.3	5.0	40.6	2.3	5.1	46.6	2.5	5.5	54.6	2.7	5.9	60.6	2.9	6.1	63.2	3.0	6.3	72.1	3.2	6.7	72.1	3.2	6.7			
1650	60		34.4	2.6	3.9	38.5	2.7	4.1	41.7	2.8	4.3	43.2	2.9	4.4	48.5	3.0	4.7	56.3	3.3	5.0	62.4	3.5	5.3	65.1	3.5	5.4	74.5	3.8	5.7	74.5	3.8	5.7			
	70		32.2	2.2	4.2	36.9	2.4	4.5	40.5	2.5	4.7	42.1	2.6	4.8	47.8	2.7	5.1	55.8	3.0	5.4	61.8	3.2	5.7	64.5	3.3	5.8	73.8	3.5	6.1	73.8	3.5	6.1			
	80		29.9	2.0	4.5	35.4	2.1	4.8	39.3	2.3	5.1	41.1	2.3	5.2	47.1	2.5	5.5	55.2	2.8	5.8	61.3	3.0	6.1	64.0	3.0	6.2	73.0	3.3	6.5	73.0	3.3	6.5			

USA
DESIGNED &
ASSEMBLED



We Encourage
Professionalism

Through Technician
Certification by NATE



MAYTAG®

Before purchasing this appliance, read important energy cost and efficiency information available from your retailer. Specifications and illustrations subject to change without notice and without incurring obligations.

Manufactured under license by Nortek Global HVAC LLC, O'Fallon, MO. ©Registered Trademark/™ Trademark of Maytag Corporation or its related companies. ©2017. All rights reserved.

795E-0417

Printed in U.S.A. (04/17)