


AeroSys

INCORPORATED

AP- Series

AeroPak Thru-The-Wall (Modular) Package Units

- Electric Cooling / Electric Heat
- Electric Cooling / Gas Heat
- Heat Pump / Electric Heat



Electric (Modular) Heat Option
4.75 Kw, 7.5 kW, 9.5 kW,
14.25 kW



Gas (Modular) Heat Options
80% AFUE / 90% AFUE



Chassis Selection
Electric Cooling 1.5 To 2.5 Ton
Heat Pump 1.5 To 2.5 Ton

ALL UNITS MEET 2010 DOE STANDARDS / ARI 390 CONDITIONS



MADE IN USA

The AeroPak™ modular design will allow the equipment to be upgraded for future energy standards, without the need for complete equipment replacement. The AeroPak™ series units are a compact Modular Thru-The-Wall heating and cooling unit. The AeroPak allows each tenant or condo owner to have complete control of their comfort needs. Engineers or Architects that specify the AeroPak know they are selecting a product with the highest performance, rigidity and reliability, without sacrificing the property appearance or budgets.

The AeroPak can be specified in 3 combinations;

1. APG-Series Gas Heating / Electric Cooling
2. APE-Series Electric Heating / Electric Cooling
3. APH-Series Heat Pump

Features

- 9.0 EER Cooling Efficiency or Higher
- Completely Self-Contained Heating & Cooling Package
- No Outside Condensing Units
- No External Refrigerant Lines
- No Separate Cooling Coil
- No Separate Venting System
- Pre Wired & Pre Charged
- Individually Metered & Controlled
- Easy Service Access
- Internal Vent System (Direct Vent)

Refrigerant System

- R410A Refrigerant
- High Efficiency Compressor
- Advanced Coil Design

Heat Exchanger

- Standard Aluminized Nickel / Titanium Enhanced Steel Heat Exchanger (APG Series)
- 4.75 kW / 7.5 kW / 9.5 kW / 14.25 kW Electric Heaters (APE / APH Series)
- Field Switchable (Slide Out) Heat Options (All AP-Series)

Cabinet

- Fully Insulated Cabinet for Quiet Operation
- 20 Gauge Metal For Durability
- Powder Coated Panels For Superior Corrosion Protection
- Heavy Gauge Stainless Steel Condensate Pan & Fitting
- CNC Punched Safety Screen With Powder Coat
- Corrosive Resistant Hardware

Blower

- Energy Efficient Motors
- Over Sized Direct Drive Blower For Quiet Operation

Controls

- Color Coded Wire For Easy Service
- High / Low Pressure Switches
- Fuse Protected Class II 24V Circuit

Installation

- Easy To Install And Service
- Louver Mounts Flush To The Outside Wall
- Slide-Out Cooling Chassis



Electric Heat / Gas Heat Modular Boxes Shown





AeroPak™ Thru-The-Wall Modular Package System



Warranty
5 Year Parts
5 Year Compressor

1
Chassis Selection
Electric Cooling 1.5 To 2.5 Ton
Heat Pump 1.5 To 2.5 Ton



Electric (Modular) Heat Option
4.75 Kw, 7.5 kW, 9.5 kW,
14.25kW



Gas (Modular) Heat Options
80% AFUE / 90% AFUE

2



Warranty
10 Year
Heat Exchanger

3
Ready To Install

Selecting Equipment As Easy As 1 - 2 - 3

The AeroPak™ modular design will allow the equipment to be upgraded for future energy standards, without the need for complete equipment replacement. The AeroPak™ series units are a compact Modular Thru-The-Wall heating and cooling unit. The AeroPak allows each tenant or condo owner to have complete control of their comfort needs. Engineers or Architects that specify the AeroPak know they are selecting a product with the highest performance, rigidity and reliability, without sacrificing the property appearance or budgets.

See Back For Details

(Replaces the Armstrong Magic-Pak, National Comforts Comfort Pack and older Magic Chef)

Select Your Heater

MFG #	Base Unit Selection
AP-1800-A	AeroPak 1.5 Ton Cooling Base
AP-2400-A	AeroPak 2 Ton Cooling Base
AP-3000-A	AeroPak 2.5 Ton Cooling Base
APH-1800-A	AeroPak 1.5 Ton Heat Pump Base
APH-2400-A	AeroPak 2 Ton Heat Pump Base
APH-3000-A	AeroPak 2.5 Ton Heat Pump Base



MFG #	Modular Heat Box Selection
APE/HEAT05	4.75 Kw Electric Heat
APE/HEAT07	7.5 Kw Electric Heat
APE/HEAT10	9.5 Kw Electric Heat
APE/HEAT15	14.25 Kw Electric Heat
APG/HEAT83	30,000 BTUH Gas Heat / 80% AFUE
APG/HEAT84	40,000 BTUH Gas Heat / 80% AFUE
APG/HEAT85	50,000 BTHU Gas Heat / 80% AFUE
APG/HEAT93	30,000 BTUH Gas Heat / 94% AFUE
APG/HEAT94	40,000 BTUH Gas Heat / 95% AFUE
APG/HEAT95	50,000 BTHU Gas Heat / 95% AFUE

AeroSys Inc.

AeroPak Product Nomenclature

Series Unit

AP = AeroPak Series

Model Configuration

— = Base Cabinet (Field Installed Heat)
 E = Electric Heat / Electric Cooling
 G = Gas Heat / Electric Cooling
 H = Heat Pump / Electric Cooling

Nominal Cooling Capacity (BTU)

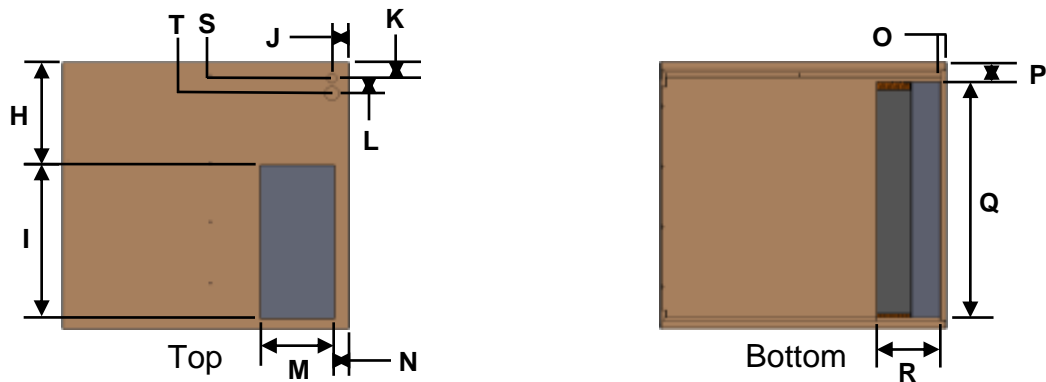
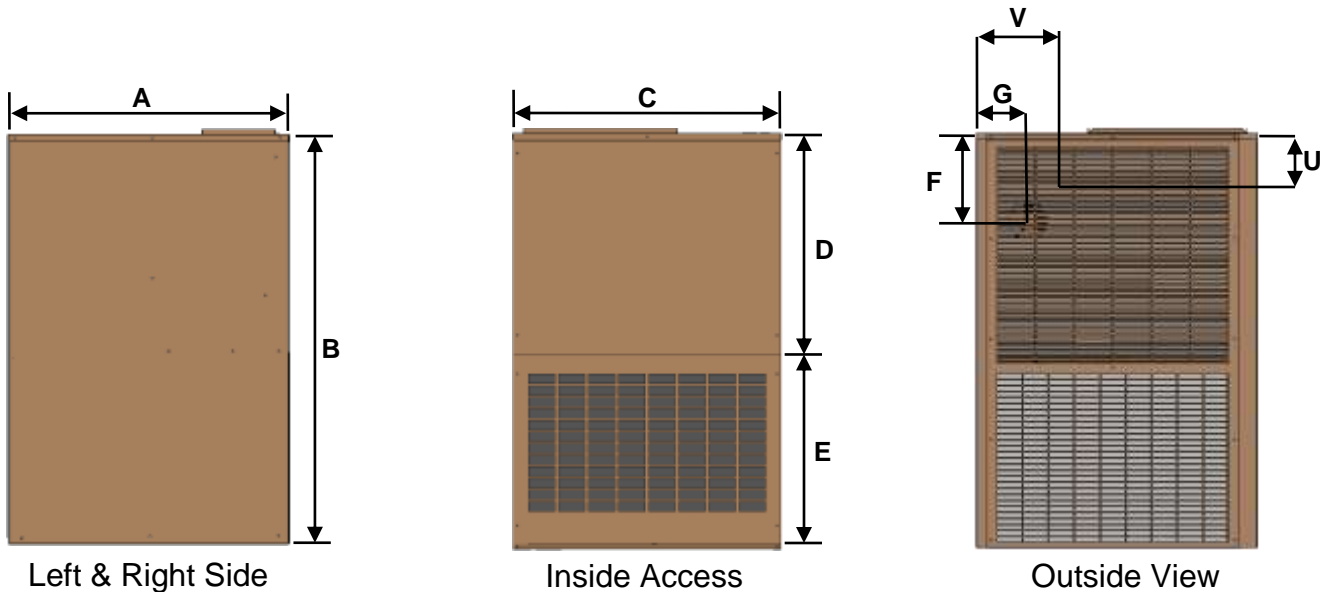
12 = 12,000 BTU / 1.0 Ton Cooling
 18 = 18,000 BTU / 1.5 Ton Cooling
 24 = 24,000 BTU / 2.0 Ton Cooling
 30 = 30,000 BTU / 2.5 Ton Cooling

Revision

Nominal Heating Output

Field Installed Heat Needed	= 00
30,000 BTUH / 80% AFUE (G-Series)	= 83
40,000 BTUH / 80% AFUE (G-Series)	= 84
51,000 BTUH / 80% AFUE (G-Series)	= 85
30,000 BTUH / 94% AFUE (G-Series)	= 93
40,000 BTUH / 95% AFUE (G-Series)	= 94
51,000 BTUH / 95% AFUE (G-Series)	= 95
4.75 Kw Heat Installed (APE/HEAT05)	= 05
7.50 Kw Heat Installed (APE/HEAT07)	= 07
9.50 Kw Heat Installed (APE/HEAT10)	= 10
14.25 Kw Heat Installed (APE/HEAT15)	= 15

AP G - 24 10 - A



APE-Series Dimensional Data In Inches

Model	A	B	C	D	E	F (80%)	G (80%)	H	I	J	K
AP Series	31.63	43	28	21	21.25	9	7.1	11	15.8	1.75	1.75
	L	M	N	O	P	Q	R	S	T	U (90%)	V (90%)
	2	7.75	3.75	1.65	2	24	7	.88	1.38	6.5	11.25

APE-Series Electric Cooling / Electric Heating Performance Data

AeroPak Electrical Data APE-Series Chart 1

Model	With Installed Heat Option	Voltage	MCA				Max Fuse			
			C1		C2		C1		C2	
			208V	230V	208V	230V	208V	230V	208V	230V
AP-1200-A	No Heat	208-230/60/1	11.1	9.7	--	--	15	15	--	--
APE/HEAT05	5 kW	208-230/60/1	20.6	23.2	--	--	35	40	--	--
APE/HEAT07	7.5 kW	208-230/60/1	31.4	35.7	--	--	50	60	--	--
AP-1800-A	No Heat	208-230/60/1	18.5	16.1	--	--	25	25	--	--
APE/HEAT05	5 kW	208-230/60/1	22.6	25	--	--	35	40	--	--
APE/HEAT07	7.5 kW	208-230/60/1	33.4	37.4	--	--	55	60	--	--
APE/HEAT10	10 kW	208-230/60/1	55.7	59	--	--	70	80	--	--
APE/HEAT15	15 kW	208-230/60/1	55.7	59	20.6	23.2	70	80	35	40
AP-2400-A	No Heat	208-230/60/1	25	21.7	--	--	40	35	--	--
APE/HEAT05	5 kW	208-230/60/1	22.6	25	--	--	35	40	--	--
APE/HEAT07	7.5 kW	208-230/60/1	33.4	37.4	--	--	55	60	--	--
APE/HEAT10	10 kW	208-230/60/1	41.2	46.4	--	--	70	80	--	--
APE/HEAT15	15 kW	208-230/60/1	55.7	59	20.6	23.2	70	80	35	40
AP-3000-A	No Heat	208-230/60/1	28.5	24.7	--	--	40	35	--	--
APE/HEAT10	10 kW	208-230/60/1	46.8	51.3	--	--	70	80	--	--
APE/HEAT15	15 kW	208-230/60/1	56.8	62.7	28.3	29.8	90	100	40	45

AeroPak Electrical Data APE-Series Chart 2

Model	Voltage	Compressor		Outside Fan				Indoor Blower				Refrigerant Charge
		RLA	LRA	DIA	RPM	FLA	HP	WHEEL D X W	RPM	FLA	HP	
AP-1200-A	208-230/60/1	5.8	34.0	18.0	1075	1.0	1/6	10 X 4	825	1.4	1/4	3 lbs. 5 oz.
APE-1205-A	208-230/60/1	5.8	34.0	18.0	1075	1.0	1/6	10 X 4	825	1.4	1/4	3 lbs. 5 oz.
APE-1207-A	208-230/60/1	5.8	34.0	18.0	1075	1.0	1/6	10 X 4	825	1.4	1/4	3 lbs. 5 oz.
AP-1800-A	208-230/60/1	9.0	48.0	18.0	1075	1.8	1/4	10 X 4	1075	2.8	1/3	3 lbs. 10 oz.
APE-1805-A	208-230/60/1	9.0	48.0	18.0	1075	1.8	1/4	10 X 4	1075	2.8	1/3	3 lbs. 10 oz.
APE-1807-A	208-230/60/1	9.0	48.0	18.0	1075	1.8	1/4	10 X 4	1075	2.8	1/3	3 lbs. 10 oz.
APE-1810-A	208-230/60/1	9.0	48.0	18.0	1075	1.8	1/4	10 X 4	1075	2.8	1/3	3 lbs. 10 oz.
APE-1815-A	208-230/60/1	9.0	48.0	18.0	1075	1.8	1/4	10 X 4	1075	2.8	1/3	3 lbs. 10 oz.
AP-2400-A	208-230/60/1	13.5	58.3	18.0	1075	1.8	1/4	10 X 4	1075	2.8	1/3	3 lbs. 11 oz.
APE-2405-A	208-230/60/1	13.5	58.3	18.0	1075	1.8	1/4	10 X 4	1075	2.8	1/3	3 lbs. 11 oz.
APE-2410-A	208-230/60/1	13.5	58.3	18.0	1075	1.8	1/4	10 X 4	1075	2.8	1/3	3 lbs. 11 oz.
APE-2415-A	208-230/60/1	13.5	58.3	18.0	1075	1.8	1/4	10 X 4	1075	2.8	1/3	3 lbs. 11 oz.
AP-3000-A	208-230/60/1	12.8	64.0	18.0	1075	1.8	1/4	10 X 4	1400	6.7	3/4	4 lbs. 2 oz.
APE-3010-A	208-230/60/1	12.8	64.0	18.0	1075	1.8	1/4	10 X 4	1400	6.7	3/4	4 lbs. 2 oz.
APE-3015-A	208-230/60/1	12.8	64.0	18.0	1075	1.8	1/4	10 X 4	1400	6.7	3/4	4 lbs. 2 oz.

All specifications and illustrations subject to change without notice and without incurring obligations.

AeroPak Performance Data APE-Series

Model	With Installed Heat Option	Sound Rating (dba)	Cooling				Heating			
							240V		208V	
			Btu	EER	SHR	CFM	kw / Hr	Btu / Hr	kw / Hr	Btu / Hr
AP-1200-A	No Heat	74	12,800	9.0	0.69	450	--	--	--	--
APE/HEAT05	5 kW	74	12,800	9.0	0.69	450	4.75	16,200	3.6	12,170
APE/HEAT07	7.5 kW	74	12,800	9.0	0.69	450	7.50	25,600	5.6	19,219
AP-1800-A	No Heat	74	17,800	9.0	0.71	720	--	--	--	--
APE/HEAT05	5 kW	74	17,800	9.0	0.71	720	4.75	16,200	3.6	12,170
APE/HEAT07	7.5 kW	74	17,800	9.0	0.71	720	7.50	25,600	5.6	19,219
APE/HEAT10	10 kW	74	17,800	9.0	0.71	720	9.50	32,400	7.1	24,358
APE/HEAT15	15 kW	74	17,800	9.0	0.71	720	14.25	48,700	11.1	37,801
AP-2400-A	No Heat	74	23,010	9.0	0.67	785	--	--	--	--
APE/HEAT05	5 kW	74	23,010	9.0	0.67	785	4.75	16,200	3.6	12,170
APE/HEAT07	7.5 kW	74	23,010	9.0	0.67	785	7.50	25,600	5.6	19,219
APE/HEAT10	10 kW	74	23,010	9.0	0.67	785	9.50	32,400	7.1	24,358
APE/HEAT15	15 kW	74	23,010	9.0	0.67	785	14.25	48,700	11.1	37,801
AP-3000-A	No Heat	79	27,500	9.0	0.73	930	--	--	--	--
APE/HEAT10	10 kW	79	27,500	9.0	0.73	930	9.50	32,400	7.1	24,358
APE/HEAT15	15 kW	79	27,500	9.0	0.73	930	14.25	48,700	11.1	37,801

AeroPak Blower Performance

Model	Blower Speed	CFM / External Static Pressure / With Filter				
		0.1	0.2	0.3	0.4	0.5
AP-1200-A	HIGH	450	434	409	390	372
AP-1800-A	HIGH	912	880	830	791	754
	MED	785	750	714	681	645
	LOW	720	684	655	618	582
AP-2400-A	HIGH	912	880	830	791	754
	MED	785	750	714	681	645
	LOW	720	684	655	618	582
AP-3000-A	HIGH	930	897	846	806	769



APE-Series
 Electric Heating Module Shown
 4.5kW, 7.5kw, 9.5kW, 14.25 kW
 For The Electric Cooling and Heat
 Pumps

APG-Series Electric Cooling / Gas Heating Performance Data

AeroPak Electrical Data APG-Series Chart 2

Model	Voltage	Compressor		Outside Fan				Indoor Blower				Refrigerant Charge
		RLA	LRA	DIA	RPM	FLA	HP	WHEEL D X W	RPM	FLA	HP	
AP-1200-A	208-230/60/1	5.8	34.0	18.0	1075	1.0	1/6	10 X 4	825	1.4	1/4	3 lbs. 5 oz.
APG-1283-A	208-230/60/1	5.8	34.0	18.0	1075	1.0	1/6	10 X 4	825	1.4	1/4	3 lbs. 5 oz.
APG-1284-A	208-230/60/1	5.8	34.0	18.0	1075	1.0	1/6	10 X 4	825	1.4	1/4	3 lbs. 5 oz.
AP-1800-A	208-230/60/1	9.0	48.0	18.0	1075	1.8	1/4	10 X 4	1075	2.8	1/3	3 lbs. 10 oz.
APG-1883-A	208-230/60/1	9.0	48.0	18.0	1075	1.8	1/4	10 X 4	1075	2.8	1/3	3 lbs. 10 oz.
APG-1884-A	208-230/60/1	9.0	48.0	18.0	1075	1.8	1/4	10 X 4	1075	2.8	1/3	3 lbs. 10 oz.
APG-1885-A	208-230/60/1	9.0	48.0	18.0	1075	1.8	1/4	10 X 4	1075	2.8	1/3	3 lbs. 10 oz.
AP-2400-A	208-230/60/1	9.0	48.0	18.0	1075	1.8	1/4	10 X 4	1075	2.8	1/3	3 lbs. 10 oz.
APG-2483-A	208-230/60/1	13.5	58.3	18.0	1075	1.8	1/4	10 X 4	1075	2.8	1/3	3 lbs. 11 oz.
APG-2484-A	208-230/60/1	13.5	58.3	18.0	1075	1.8	1/4	10 X 4	1075	2.8	1/3	3 lbs. 11 oz.
APG-2485-A	208-230/60/1	13.5	58.3	18.0	1075	1.8	1/4	10 X 4	1075	2.8	1/3	3 lbs. 11 oz.
AP-3000-A	208-230/60/1	13.5	58.3	18.0	1075	1.8	1/4	10 X 4	1400	6.7	3/4	4 lbs. 2 oz.
APG-3084-A	208-230/60/1	12.8	64.0	18.0	1075	1.8	1/4	10 X 4	1400	6.7	3/4	4 lbs. 2 oz.
APG-3085-A	208-230/60/1	12.8	64.0	18.0	1075	1.8	1/4	10 X 4	1400	6.7	3/4	4 lbs. 2 oz.

AeroPak Blower Performance

Model	Blower Speed	CFM / External Static Pressure / With Filter				
		0.1	0.2	0.3	0.4	0.5
AP-1200-A	SINGLE	450	434	409	390	372
AP-1800-A	HIGH	912	880	830	791	754
	MED	785	750	714	681	645
	LOW	720	684	655	618	582
AP-2400-A	HIGH	912	880	830	791	754
	MED	785	750	714	681	645
	LOW	720	684	655	618	582
AP-3000-A	HIGH	930	897	846	806	769

AeroPak APG-Series 80% AFUE Performance Data

Model	With Installed Heat Option	Sound Rating (dba)	Cooling				Heating			
			Btu	EER	SHR	CFM	Input Btu	Output Btu	AFUE	Temp. Rise °F
AP-1200-A	No Heat	74	12,800	9.0	0.69	450	--	--	--	--
APG/HEAT83		74	12,800	9.0	0.69	450	37,360	30,000	80%	40-70
APG/HEAT84		74	12,800	9.0	0.69	450	49,800	40,000	80%	40-70
AP-1800-A	No Heat	74	17,300	9.0	0.71	720	--	--	--	--
APG/HEAT83		74	17,300	9.0	0.71	720	37,360	30,000	80%	40-70
APG/HEAT84		74	17,300	9.0	0.71	720	49,800	40,000	80%	40-70
APG/HEAT85		74	17,300	9.0	0.71	720	62,260	50,000	80%	50-80
AP-2400-A	No Heat	74	23,010	9.0	0.71	720	--	--	--	--
APG/HEAT83		74	23,010	9.0	0.67	785	37,360	30,000	80%	40-70
APG/HEAT84		74	23,010	9.0	0.67	785	49,800	40,000	80%	40-70
APG/HEAT85		74	23,010	9.0	0.67	785	62,260	50,000	80%	50-80
AP-3000-A	No Heat	79	28,000	9.0	0.67	785	--	--	--	--
APG/HEAT84		79	28,000	9.0	0.67	785	49,800	40,000	80%	40-70
APG/HEAT85		79	28,000	9.0	0.73	930	62,260	50,000	80%	50-80

**APG-Series
Gas 80% / 90%+ Heating
Module Shown**



AeroPak APG-Series 90%+ AFUE Performance Data

Model	With Installed Heat Option	Sound Rating (dba)	Cooling				Heating			
			Btu	EER	SHR	CFM	Input Btu	Output Btu	AFUE	Temp. Rise °F
AP-1200-A	No Heat	74	12,800	9.0	0.69	450	--	--	--	--
APG/HEAT93		74	12,800	9.0	0.69	450	40,320	32,000	94%	40-70
APG/HEAT94		74	12,800	9.0	0.69	450	50,440	45,000	95%	40-70
AP-1800-A	No Heat	74	17,300	9.0	0.71	720	--	--	--	--
APG/HEAT93		74	17,300	9.0	0.71	720	40,320	32,000	94%	40-70
APG/HEAT94		74	17,300	9.0	0.71	720	50,440	45,000	95%	40-70
APG/HEAT95		74	17,300	9.0	0.71	720	60,180	54,000	95%	50-80
AP-2400-A	No Heat	74	23,010	9.0	0.71	720	--	--	--	--
APG/HEAT93		74	23,010	9.0	0.67	785	40,320	32,000	94%	40-70
APG/HEAT94		74	23,010	9.0	0.67	785	50,440	45,000	95%	40-70
APG/HEAT95		74	23,010	9.0	0.67	785	60,180	54,000	95%	50-80

APH-Series Heat Pump / Electric Heating Performance Data

AeroPak Electrical Data APH-Series Chart 1

Model	With Installed Heat Option	Voltage	MCA				Max Fuse			
			C1		C2		C1		C2	
			208V	230V	208V	230V	208V	230V	208V	230V
APH-1200-A	No Heat	208-230/60/1	19.3	16.8	--	--	25	20	--	--
APE/HEAT05	5 kW	208-230/60/1	30.8	32.1	--	--	40	45	--	--
APE/HEAT07	7.5 kW	208-230/60/1	41.7	44.5	--	--	60	60	--	--
APH-1800-A	No Heat	208-230/60/1	24.9	21.6	--	--	35	30	--	--
APE/HEAT05	5 kW	208-230/60/1	30.8	32.1	--	--	40	45	--	--
APE/HEAT07	7.5 kW	208-230/60/1	41.7	44.5	--	--	55	60	--	--
APE/HEAT10	10 kW	208-230/60/1	49.4	53.5	--	--	70	80	--	--
APE/HEAT15	15 kW	208-230/60/1	49.4	53.5	30.8	32.1	70	80	40	45
APH-2400-A	No Heat	208-230/60/1	21.6	21.9	--	--	40	35	--	--
APE/HEAT05	5 kW	208-230/60/1	30.8	32.1	--	--	40	45	--	--
APE/HEAT07	7.5 kW	208-230/60/1	41.7	44.5	--	--	70	80	--	--
APE/HEAT10	10 kW	208-230/60/1	49.4	53.5	--	--	70	80	--	--
APE/HEAT15	15 kW	208-230/60/1	49.4	53.5	30.8	32.1	60	80	40	45
APH-3000-A	No Heat	208-230/60/1	29.4	25.5	--	--	40	35	--	--
APE/HEAT10	10 kW	208-230/60/1	49.4	53.5	--	--	70	80	--	--
APE/HEAT15	15 kW	208-230/60/1	49.4	53.5	30.8	32.1	60	80	40	45

AeroPak Electrical Data APH-Series Chart 2

Model	Voltage	Compressor		Outside Fan				Indoor Blower				Refrigerant Charge
		RLA	LRA	DIA	RPM	FLA	HP	WHEEL D X W	RPM	FLA	HP	
APH-1200-A	208-230/60/1	4.8	34.0	18.0	1075	1.0	1/6	10 X 4	700	8.5	1/2	2 lbs. 6 oz.
APH-1205-A	208-230/60/1	4.8	34.0	18.0	1075	1.0	1/6	10 X 4	700	8.5	1/2	2 lbs. 6 oz.
APH-1207-A	208-230/60/1	4.8	34.0	18.0	1075	1.0	1/6	10 X 4	700	8.5	1/2	2 lbs. 6 oz.
APH-1800-A	208-230/60/1	9.0	48.0	18.0	1075	1.8	1/4	10 X 4	1025	8.5	1/2	3 lbs. 4 oz.
APH-1805-A	208-230/60/1	9.0	48.0	18.0	1075	1.8	1/4	10 X 4	1025	8.5	1/2	3 lbs. 4 oz.
APH-1807-A	208-230/60/1	9.0	48.0	18.0	1075	1.8	1/4	10 X 4	1025	8.5	1/2	3 lbs. 4 oz.
APH-1810-A	208-230/60/1	9.0	48.0	18.0	1075	1.8	1/4	10 X 4	1025	8.5	1/2	3 lbs. 4 oz.
APH-1815-A	208-230/60/1	9.0	48.0	18.0	1075	1.8	1/4	10 X 4	1025	8.5	1/2	3 lbs. 4 oz.
APH-2400-A	208-230/60/1	13.5	58.3	18.0	1075	1.8	1/4	10 X 4	1200	8.5	1/2	3 lbs. 10 oz.
APH-2405-A	208-230/60/1	13.5	58.3	18.0	1075	1.8	1/4	10 X 4	1200	8.5	1/2	3 lbs. 10 oz.
APH-2410-A	208-230/60/1	13.5	58.3	18.0	1075	1.8	1/4	10 X 4	1200	8.5	1/2	3 lbs. 10 oz.
APH-2415-A	208-230/60/1	13.5	58.3	18.0	1075	1.8	1/4	10 X 4	1200	8.5	1/2	3 lbs. 10 oz.

All specifications and illustrations subject to change without notice and without incurring obligations.

AeroPak APH-Series Performance Data

Model	With Installed Heat Option	Sound Rating (dba)	Cooling			Heating				CFM
						47°		17°		
			Btu	EER	SHR	Btu	COP	Btu	COP	
APH-1200-A	No Heat	74	12,000	9	0.71	11,600	3.0	--	--	450
APH-1800-A	No Heat	74	17,200	9	0.72	15,000	3.0	8,250	1.8	650
APH-2400-A	No Heat	74	23,010	9	0.72	22,000	3.0	14,750	2.0	850

AeroPak Blower Performance

Model	Blower Speed	CFM / External Static Pressure / With Filter				
		0.5	--	--	--	--
APH-1200-A	SINGLE	450	--	--	--	--
APH-1800-A	SINGLE	650	--	--	--	--
APH-2400-A	SINGLE	850	--	--	--	--



APE-Series
Electric Heating Module Shown
4.5kW, 7.5kw, 9.5kW, 14.25 kW
For The Electric Cooling and Heat
Pumps


AeroPak APH-Series Electric Heat Performance Data Extended

Model	Outdoor Temperature - DB / WB °F			
	47 / 43		62 / 56	
	Btu	kW	Btu	kW
APH-1200-A	11,600	1.33	14,500	1.38
APH-1800-A	17,000	1.66	20,700	1.77
APH-2400-A	21,700	2.1	25,300	2.2
APH-3000-A	22,400	2.2	26,200	2.3


AeroPak APH-Series Cooling Performance Data Extended

Model	Indoor Temp DB / WB °F	Outdoor Temperature - DB °F														
		65°			85°			95°			105°			115°		
		Btuh	SHR	kW	Btuh	SHR	kW	Btuh	SHR	kW	Btuh	SHR	kW	Btuh	SHR	kW
APH-1200-A	85 / 72	--	--	--	--	--	--	--	--	--	--	--	--	--	--	--
	80 / 67	14,396	0.66	1.15	13,526	0.69	1.25	12,270	0.71	1.33	10,628	0.79	1.34	8,695	0.87	1.37
	75 / 63	13,333	0.69	1.14	12,560	0.74	1.23	10,724	0.78	1.29	9,661	0.86	1.25	7,729	0.89	1.35
	75 / 57	12,367	0.72	1.14	11,594	0.78	1.20	14,984	0.62	1.39	8,695	0.91	1.63	6,763	0.92	1.33
APH-1800-A	85 / 72	--	--	--	--	--	--	--	--	--	--	--	--	--	--	--
	80 / 67	22,560	.69	1.33	19,200	.72	1.66	17,000	.76	1.75	15,790	.79	1.84	13,250	.83	1.82
	75 / 63	20,300	.64	1.50	17,300	.68	1.62	15,070	.71	1.72	13,250	.74	1.80	11,530	.76	1.78
	75 / 57	20,030	.97	1.49	16,890	.97	1.62	14,870	.97	1.71	13,050	.97	1.79	11,230	.97	1.78
APH-2400-A	85 / 72	--	--	--	--	--	--	--	--	--	--	--	--	--	--	--
	80 / 67	25,600	.70	1.96	25,100	.67	2.24	23,000	.7	2.50	21,500	.72	2.74	17,200	.86	2.78
	75 / 63	23,800	.72	1.93	21,300	.77	2.23	19,400	.8	2.47	17,500	.85	2.72	15,700	.90	2.70
	75 / 57	22,300	.95	1.92	20,900	.95	2.21	19,000	.95	2.45	17,100	.95	2.72	15,300	.95	2.72

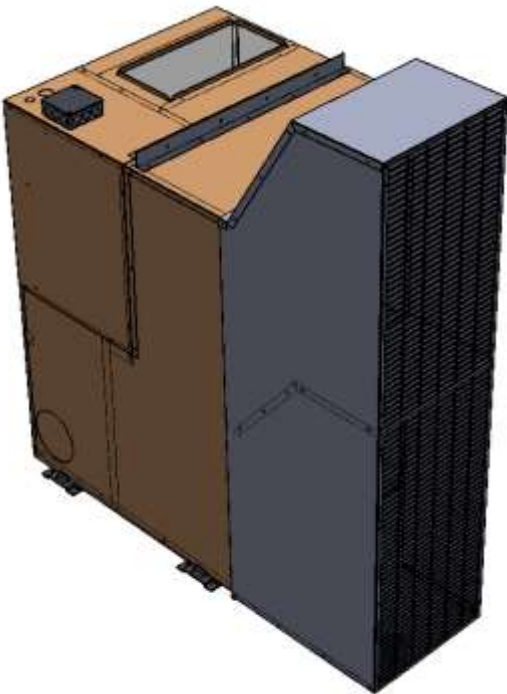
AeroPak Optional Accessories




AeroPak Adjustable
Wall Sleeve



AeroPak
Architectural Louver



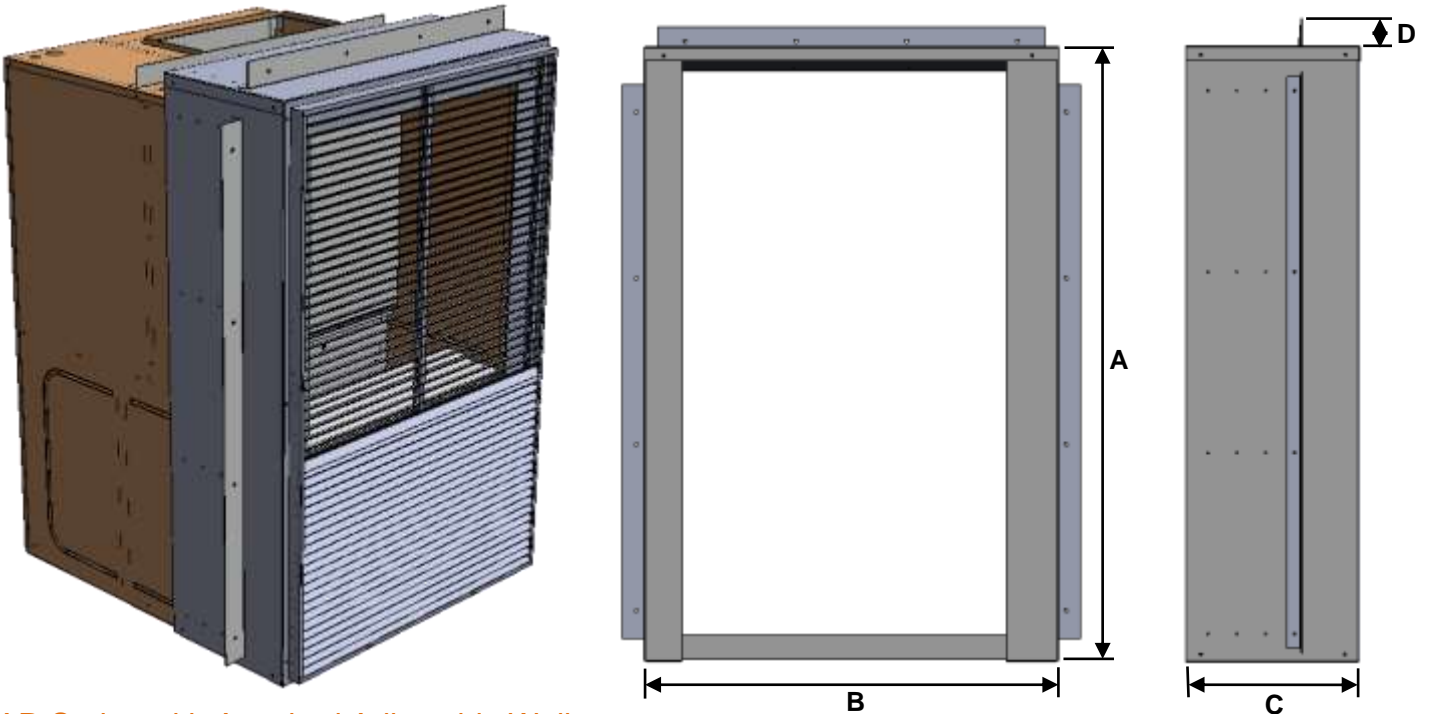
AeroPak To SkyPak
Adapter Sleeve



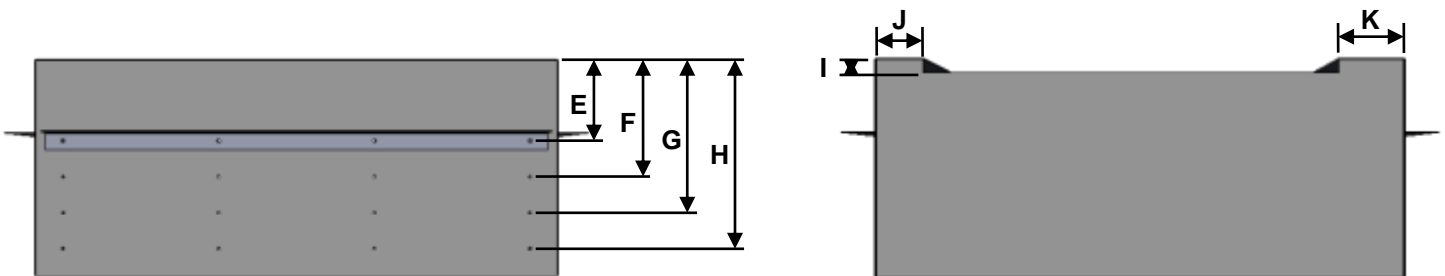
AeroPak Sleeve / Louver
Color Options

APE-Series Wall Sleeves

All AeroPak wall Sleeves are manufactured using 20 gauge metal and painted with a durable powder coat finish. Wall sleeves are designed with return flanges. This will allow and mounting the optional architectural louver easy. The AeroPak wall sleeve is also adjustable for depths of 4.5" to 12" for easy installations.



AP-Series with Attached Adjustable Wall Sleeve & Architectural Louver Shown



AeroPak Adjustable Wall Sleeve Dimensional Data

Model	A	B	C	D	E	F	G	H	I	J	K
APE Series	45"	29.1"	12"	2"	4.5"	6.5"	8.5"	10.5"	.8"	2.7"	3.7"

AeroPak Optional Wall Sleeves

Part Number	Available On	Description (** Lead Time)
AP/FSP	All Models	AeroPak Front Solid Panel for Bottom Return Configuration
AP/SLEEVE01	All Models	AeroPak 12" Adjustable Wall Sleeve / Painted Tank Tan (Assembly Required)
AP/SLEEVE02	All Models	AeroPak (C) Custom Wall Sleeve / Painted Tank Tan (Assembly Required)**
AP/SLEEVE03	All Models	AeroPak to SKYPAK Conversion Sleeve With Screen (Assembly Required)**



AeroPak to SkyPak Adapter Sleeve

The AeroSys, AeroPak™ to SkyPak Adapter Sleeve is an easy solution when upgrading to an AeroPak Thru-The-Wall package system.

- No change to the property aesthetics (1 Unit looking larger than the other)
- No additional construction cost for fabrication to the exterior for a larger unit opening.
- No additional engineering cost because of structural changes to the exterior wall associated with a larger unit.

Conversion for SkyPak Models

1 To 2.5 Ton Capacity Replacements

Gas Models

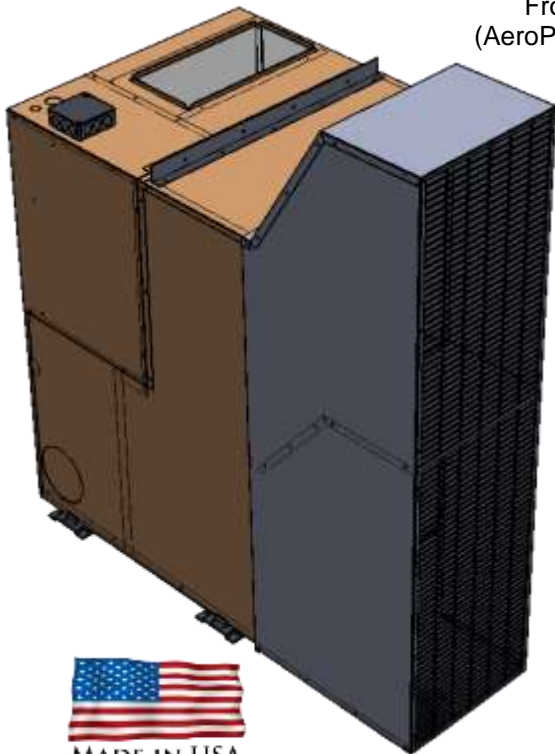
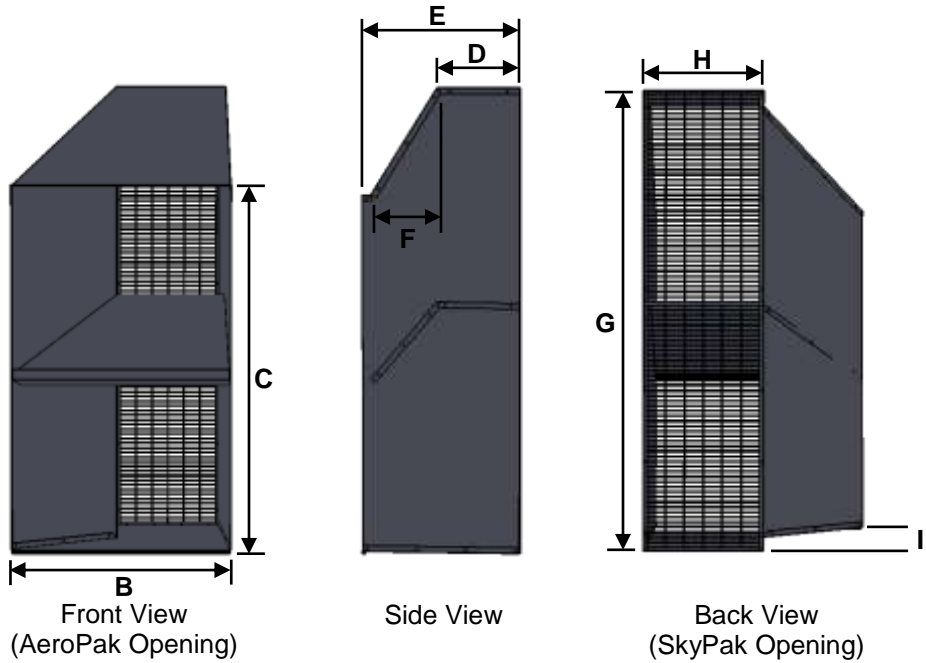
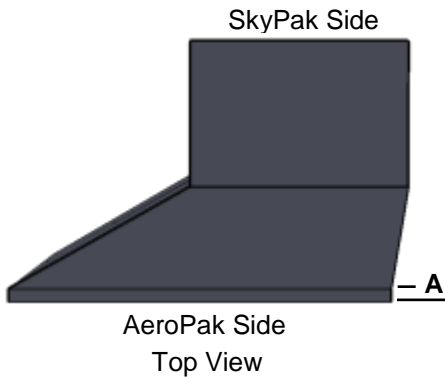
Electric Models

RGAD

READ

SGAD

SEAD



AeroPak - SkyPak Adapter Sleeve Dimension Data In Inches			
A	1"	F	8-1/8"
B	28-7/8"	G	56-9/16"
C	43-1/2"	H	15"
D	10-1/8"	I	3/8"
E	19-3/16"	J	--

Sleeve will be shipped broken down for easy shipping and will need to be assembled in the field.

Part # AP/SLEEVE03



AeroSys Inc.

929 Eldridge Drive, Hagerstown, MD 21740

P: 301-620-0002 / F: 301-620-0685 asinfo@aerosysinc.com / www.aerosysinc.com

AeroPak™ architectural louvers are designed to cover the outside face of the unit, adding that additional finished touch to your project, while giving extra protection to the condenser coil. They are constructed with extruded anodized aluminum and can be ordered to match any color. (Please consult the factory).



Bone White



Dark Bronze



Portland Stone



Light Stone



Shellburne



Forrest Green



Sandstone



Herringbone



Colornado Red



Sahara Tan



Black



Medium Bronze



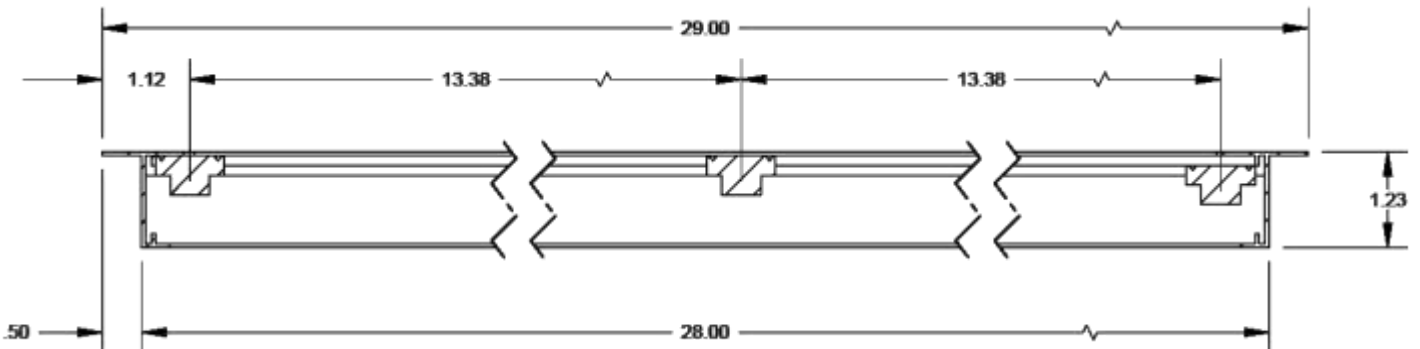
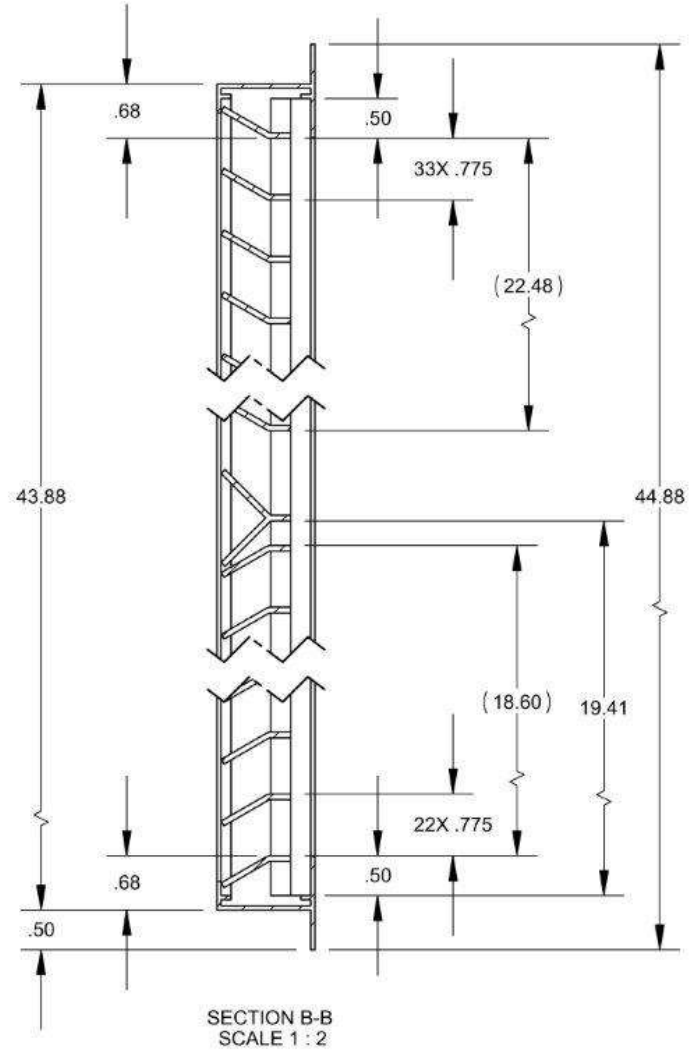

Architectural Louver (Tank Tan) Shown

AeroPak Optional Architectural Louvers

Part Number	Available On	Description (** Lead Time)
PP517	All Models	AeroPak Tank Tan Replacement Safety Screen
GRILLAP01A	All Models	AeroPak Architectural Louver Extruded Aluminum (Anodized Aluminum)**
GRILLAP02A	All Models	AeroPak Architectural Louver Extruded Aluminum (K Bone White)**
GRILLAP03A	All Models	AeroPak Architectural Louver Extruded Aluminum (K Dark Bronze)**
GRILLAP04A	All Models	AeroPak Architectural Louver Extruded Aluminum (K Portland Stone)**
GRILLAP05A	All Models	AeroPak Architectural Louver Extruded Aluminum (K Light Stone)**
GRILLAP06A	All Models	AeroPak Architectural Louver Extruded Aluminum (K Shellburne)**
GRILLAP07A	All Models	AeroPak Architectural Louver Extruded Aluminum (K Forest Green)**
GRILLAP08A	All Models	AeroPak Architectural Louver Extruded Aluminum (K Sandstone)**
GRILLAP09A	All Models	AeroPak Architectural Louver Extruded Aluminum (K Herringbone)**
GRILLAP10A	All Models	AeroPak Architectural Louver Extruded Aluminum (K Colornado Red)**
GRILLAP11A	All Models	AeroPak Architectural Louver Extruded Aluminum (K Sahara Tan)**
GRILLAP12A	All Models	AeroPak Architectural Louver Extruded Aluminum (K Stone Grey)**
GRILLAP13A	All Models	AeroPak Architectural Louver Extruded Aluminum (K Ascot White)**
GRILLAP14A	All Models	AeroPak Architectural Louver Extruded Aluminum (K Black)**
GRILLAP15A	All Models	AeroPak Architectural Louver Extruded Aluminum (K Medium Bronze)**
GRILLAP16A	All Models	AeroPak Architectural Louver Extruded Aluminum (K Taupe)**
GRILLXAPA	All Models	AeroPak Architectural Louver Extruded Aluminum (Custom Painted)**

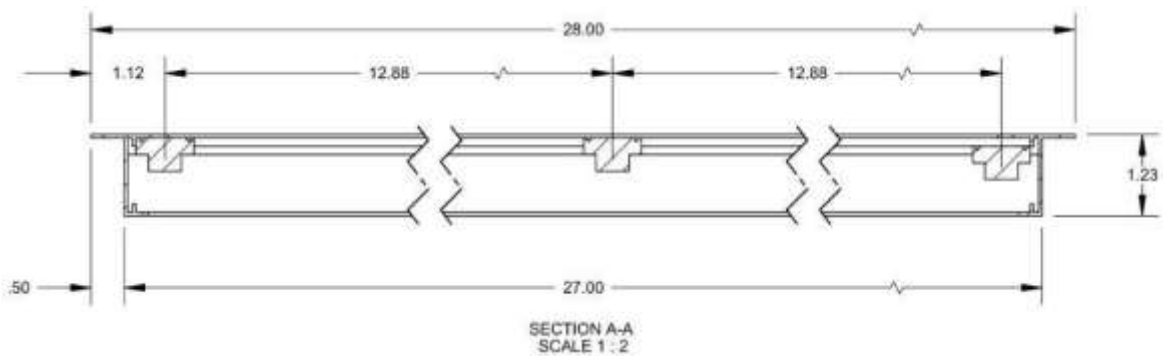
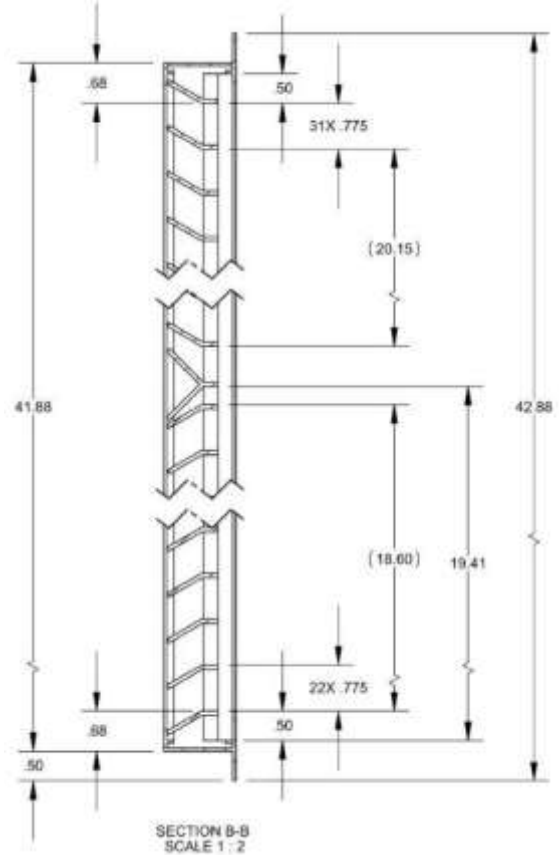

Architectural Louvers Dimensions (((Attach To Unit Only 43" Tall)))

Standard Architectural Louver
(Anodized Aluminum)



Architectural Louvers Dimensions (((Attach To Wall Sleeve Only 45" Tall)))

Standard Architectural Louver
(Anodized Aluminum)



AeroPak AP-Series Engineering Descriptions

Standard Features (All AP-Series)

Cabinet: Shall be constructed of 16 or 20 gauge galvanized material where needed and pre-fabricated (Sheered, CNC Punched, and bent) before powder coated to ensure all edges are sealed to help protect against corrosion.

Chassis Slide: Shall be constructed of 14 gauge galvanized material and mounted with non-corrosive hardware for easy removal and serviceability. Standard 1" Disposable Filter

Bottom Pan: Shall be constructed of 16 gauge galvanized material and assembled with non-corrosive hardware. The Bottom Pan shall be manufactured with a built-in 1° pitch to direct any moisture to the CNC punched weep holes. PEM Studs shall be of non-corrosive type material and machine pressed for compressor mounting.

Compressor: Shall incorporate a scroll compressor for high reliability, high efficiency, and low noise. Compressors are mounted on vibration isolators to minimize noise transmission to the cabinet. Compressors shall have a quick connect type connection plug and carry a 5 year factory warranty.

Evaporator Blower: Shall be constructed of galvanized material and of a direct drive design then mounted to the cabinet using non-corrosive hardware. Blower wheel shall be constructed of galvanized material and held in close tolerance to the blower housing to ensure proper alignment.

Evaporator Motor: Shall be of an Electronically Commutated Motor (ECM) type design and be pre-programmed by factory for optimum torque, increased reliability, reduced noise, and longer lifetime. The ECM motor shall be enclosed to protect against dirt or other foreign matter and will be UL rated.

Evaporator Coils: Shall be designed and constructed using copper tubes, aluminum fins, and aluminum end caps. All coils shall be installed and leak tested to a pressure of 400 psi., with added TXV / Thermal Expansion Valve for monitored refrigerant flow and better energy efficiency.

Refrigerant Access Ports: Shall be manufactured of brass material with sweat on connections of copper and mounted to cabinet with non-corrosive hardware in a serviceable location.

Condenser Prop-Fan: Shall be constructed of galvanized material at locking hub and of Glassed Reinforced Polyamide fan blades for durability. Prop-Fan assembly is mounted for close tolerance to the venturi housing to ensure proper alignment and maximum air flow.

Condenser Coils: Shall be designed and constructed using copper tubes, aluminum fins, and aluminum end caps. All coils shall be installed and leak tested to a pressure of 625 psi.

Safety Screen: Shall be constructed of 16 gauge galvanized material, CNC punched in a screen pattern and powder coated to seal all exposed edges. The safety screen shall be fasten to the cabinet using non-corrosive hardware

Hardware: All hardware shall be of a non-corrosive type.

AeroPak AP-Series Engineering Descriptions

Features (All APE-Series)

Modular Heat Option: Field Switchable (Slide Out) or (Modular) heat options.

Electric Heater: All 5 kW / 7.5 kW / 10 kW / 15 kW heater are manufactured of nichrome wire, stainless steel frame, fuse-able links, over heat protection devices with automatic reset.

Features (All APG-Series)

Modular Heat Option: Field Switchable (Modular) heat options. 80% AFUE or 94%+ AFUE

Heat Exchanger: Shall be standard Aluminized Nickel / Titanium Enhanced Steel tube design.

Features (All APH-Series)

Modular Heat Option: Field Switchable (Slide Out) or (Modular) heat options.

Electric Heater: All 5 kW / 7.5 kW / 10 kW / 15 kW heater are manufactured of nichrome wire, stainless steel frame, fuse-able links, over heat protection devices with automatic reset.

Stainless Steel Drain Pan: Shall be manufactured of 22 gauge stainless steel with welded orders for water tight seams. A welded in place stainless steel pipe nipple with 3/4" thread for secondary (field) drain connections.

In Pan Heater: Shall be a self-regulating, energy efficient, wire material for low temperature operation. Installed between the coil and stainless steel drain pan to prevent the freezing of defrost condensation.

TXV Expansion Valve: Shall be a fully adjustable expansion valve, with solid brass body and chatleff threaded fitting for field service.

Reversing Valve: Shall be a solenoid operated slide type, 4-way with a 4-way pilot valve and operate under the full pressure of the system.

Solenoid Coils: Shall be epoxy encapsulated, continuous duty, moisture resistant magnetic coils are designed to operate the pilot valve controlling the reversing valves.

Accumulator: Shall be constructed of steel with powder coating paint, Sweat on copper fittings, and of a U-tube design for maximum flow of refrigerant and minimum oil entrapment for compressor protection.

High / Low Pressure Switches: Pressure Switches shall consists of 1/4" SAE female flare fitting with valve core depressor and snap acting stainless steel hermetically sealed life rated for 1000,000 cycles. All shall be pre-piped and wired by the factory for R-410A (High Pressure 610 / 420)(Low Pressure 40 / 80)

Features (All APH- Dual Fuel)

Modular Heat Option: Field Switchable (Modular) heat options. 80% AFUE or 94%+ AFUE

Heat Exchanger: Shall be standard Aluminized Nickel / Titanium Enhanced Steel tube design

AeroSys Cross Reference List

Gas Heat & Electric Cooling R-22

Tonnage	Comfort Pack	Magic-Pak	Magic Chef	AeroPak (R410A Replacement)		
1	N / A	26HWC123	N / A	N / A	AeroSys AeroPak LP Conversion Kit	
1	CPG1238-B	38HWC-123	N / A	APG-1283-A	AP/LPK83	30,000 BTHU LP Conversion Kit
1.5	CPG1838-B	38HWC183	36HWC181	APG-1883-A	AP/LPK84	40,000 BTHU LP Conversion Kit
1.5	CPG1851-B	51HWC183	48HWC181	APG-1884-A	AP/LPK85	50,000 BTHU LP Conversion Kit
1.5	CPG1864-B	64HWC183	60/66HWC181	APG-1885-A	AP/HEAT83	80% / 30,000 BTHU
2	CPG2438-B	38HWC243	36HWC241	APG-2483-A	AP/HEAT84	80% / 40,000 BTHU
2	CPG2451-B	51HWC243	48HWC241	APG-2484-A	AP/HEAT85	80% / 50,000 BTHU
2	CPG2464-B	64HWC243	60/66HWC241	APG-2485-A	AP/HEAT93	94% / 30,000 BTHU
2.5	CPG3051-B	51HWC303	48HWC301	APG-3084-A	AP/HEAT94	95% / 40,000 BTHU
2.5	CPG3064-B	64HWC303	60/66HWC301	APG-3085-A	AP/HEAT95	95% / 50,000 BTHU

Electric Heat & Electric Cooling R-22

Tonnage	Comfort Pack	Magic-Pak	Magic Chef	AeroPak (R410A Replacement)		
1	CPE1205-B	5EWC122	5EWC12	APE-1205-A	AeroSys AeroPak Heat Kits	
1	CPE1210-B	10EWC122	10EWC12	APE-1210-A	00 = Kw Field Installed Accessory	
1.5	CPE1805-B	5EWC182	5EWC18	APE-1805-A	AP/HEAT05	4.75 kW Heater Kit
1.5	N / A	7EWC182	7EWC18	APE-1807-A	AP/HEAT07	7.5 kW Heater Kit
1.5	CPE1810-B	10EWC182	10EWC18	APE-1810-A	AP/HEAT10	9.5 kW Heater Kit
1.5	CPE1815-B	15EWC182	15EWC18	APE-1815-A	AP/HEAT15	14.25 kW Heater Kit
2	CPE2405-B	5EWC242	5EWC24	APE-2405-A	AP/FSP	Front Solid Panel
2	N / A	7EWC242	7EWC24	APE-2407-A	AP/HEAT83	80% / 30,000 BTHU
2	CPE2410-B	10EWC242	10EWC24	APE-2410-A	AP/HEAT84	80% / 40,000 BTHU
2	CPE2415-B	15EWC242	15EWC24	APE-2415-A	AP/HEAT85	80% / 50,000 BTHU
2.5	CPE3010-B	10EWC302	10EWC30	APE-3010-A	AP/HEAT93	94% / 30,000 BTHU
2.5	CPE3015-B	15EWC302	15EWC30	APE-3015-A	AP/HEAT94	95% / 40,000 BTHU
2.5	N / A	20EWC302	20EWC30	APE-3015-A	AP/HEAT95	95% / 50,000 BTHU

Gas Heat & Electric Cooling R-410a

Tonnage	Comfort Pack	Comfort Pack	Magic-Pak	AeroPak		
1	N / A	N / A	26HWC4-09-121P	APG-1283-A	AeroSys AeroPak LP Conversion Kit	
1	CPG41238-CT	CPG41238-B	38HWC4-09-121P	APG-1284-A	AP/LPK83	30,000 BTHU LP Conversion Kit
1.5	CPG41838-C	CPG41838-B	38HWC4-09-181P	APG-1883-A	AP/LPK84	40,000 BTHU LP Conversion Kit
1.5	CPG41851-C	CPG41851-B	51HWC4-09-181P	APG-1884-A	AP/LPK85	50,000 BTHU LP Conversion Kit
1.5	CPG41864-C	CPG41864-B	64HWC4-09-181P	APG-1885-A	AP/FSP	Front Solid Panel
2	CPG42438-C	CPG42438-B	38HWC4-09-241P	APG-2483-A	AP/HEAT83	80% / 30,000 BTHU
2	CPG42451-C	CPG42451-B	51HWC4-09-241P	APG-2484-A	AP/HEAT84	80% / 40,000 BTHU
2	CPG42464-C	CPG42464-B	64HWC4-09-241P	APG-2485-A	AP/HEAT85	80% / 50,000 BTHU
2.5	CPG43051-C	CPG43051-B	51HWC4-09-301P	APG-3084-A	AP/HEAT93	94% / 30,000 BTHU
2.5	CPG43064-C	CPG43064-B	64HWC4-09-301P	APG-3085-A	AP/HEAT94	95% / 40,000 BTHU
					AP/HEAT95	95% / 50,000 BTHU

Electric Heat & Electric Cooling R-410A

Tonnage	Comfort Pack	Comfort Pack	Magic-Pak	AeroPak		
1	CPE41205-CT	CPE41205-B	5EWC4-09-121P	APE-1205-A	AeroSys AeroPak Heat Kits	
1	CPE41210-CT	CPE41210-B	10EWC4-09-121P	APE-1210-A	00 = Kw Field Installed Accessory	
1.5	CPE41805-C	CPE41805-B	5EWC4-09-181P	APE-1805-A	AP/HEAT05	4.75 kW Heater Kit
1.5	CPE41807-C	N / A	7EWC4-09-181P	APE-1807-A	AP/HEAT07	7.5 kW Heater Kit
1.5	CPE41810-C	CPE41810-B	10EWC4-09-181P	APE-1810-A	AP/HEAT10	9.5 kW Heater Kit
1.5	CPE41815-C	CPE41815-B	15EWC4-09-181P	APE-1815-A	AP/HEAT15	14.25 kW Heater Kit
2	CPE42405-C	CPE42405-B	5EWC4-09-241P	APE-2405-A	AP/FSP	Front Solid Panel
2	CPE42407-C	N / A	7EWC4-09-241P	APE-2407-A	For Up-flow Conversion	
2	CPE42410-C	CPE42410-B	10EWC4-09-241P	APE-2410-A	<div style="display: flex; align-items: center;"> <p style="font-size: 8px; margin: 0;">929 Eldridge Drive Hagerstown, MD 21740 P: 301.620.0002 F: 301.620.0685 www.aerosysinc.com e-mail: asinfo@aerosysinc.com</p> </div>	
2	CPE42415-C	CPE42415-B	15EWC4-09-241P	APE-2415-A		
2.5	CPE43010-C	CPE43010-B	10EWC4-09-301P	APE-3010-A		
2.5	CPE43015-C	CPE43015-B	15EWC4-09-301P	APE-3015-A		
2.5	N / A	N / A	20EWC4-09-301P	APE-3015-A		