

95G2E

PRODUCT SPECIFICATIONS

95% TWO-STAGE CONSTANT TORQUE GAS FURNACES

FORM NO. 95G2E-100 (10/2013)



CONFIGURATIONS

- Upflow / Horizontal
- Downflow

HEAT EXCHANGER DESIGN

- Aluminized steel primary heat exchanger with crimped non-welded construction
- AL29-4C Stainless steel secondary heat exchanger
- Non-welded crimped S-curve primary heat exchanger design for maximum durability

BURNERS

- Aluminized steel in shot burners for smooth ignition
- Isolated burner enclosure for quiet operation

CABINET CONSTRUCTION

- Compact 33" height
- Standardized widths for easy coil fit
- Unitized construction for cabinet integrity
- Heat exchanger compartment is insulated to increase efficiency and reduce sound levels
- Baked on prepainted steel cabinet finish

CONSTANT TORQUE ECM

- Efficient blower motor
- Easily removable slide-out blower design
- Dynamically balanced blower wheel with resilient motor mounts for smooth and quiet operation

CONTROLS

- Two stage gas valve
- Integrated ignition and fan control
- Control board retains last ten (10) fault codes with push button memory recall and 7 segment LED display, regardless of power interruption
- Hot surface ignition system uses silicon nitride ignitor
- Control features 120 volt electronic air cleaner and humidifier terminals
- Control circuit is fuse protected
- Color coded control wiring
- Compatible with single or two stage thermostats for heating
Two stage thermostat is recommended when installed with two stage cooling unit.

VENTING

- 2-speed induced draft motor with stainless steel shaft, steel ball bearings, and fan cooled for long life
- Vent materials for Canadian applications must comply with ULC S636
- Certified for direct vent and indirect vent (1 and 2 pipe) applications

INSTALLATION FEATURES

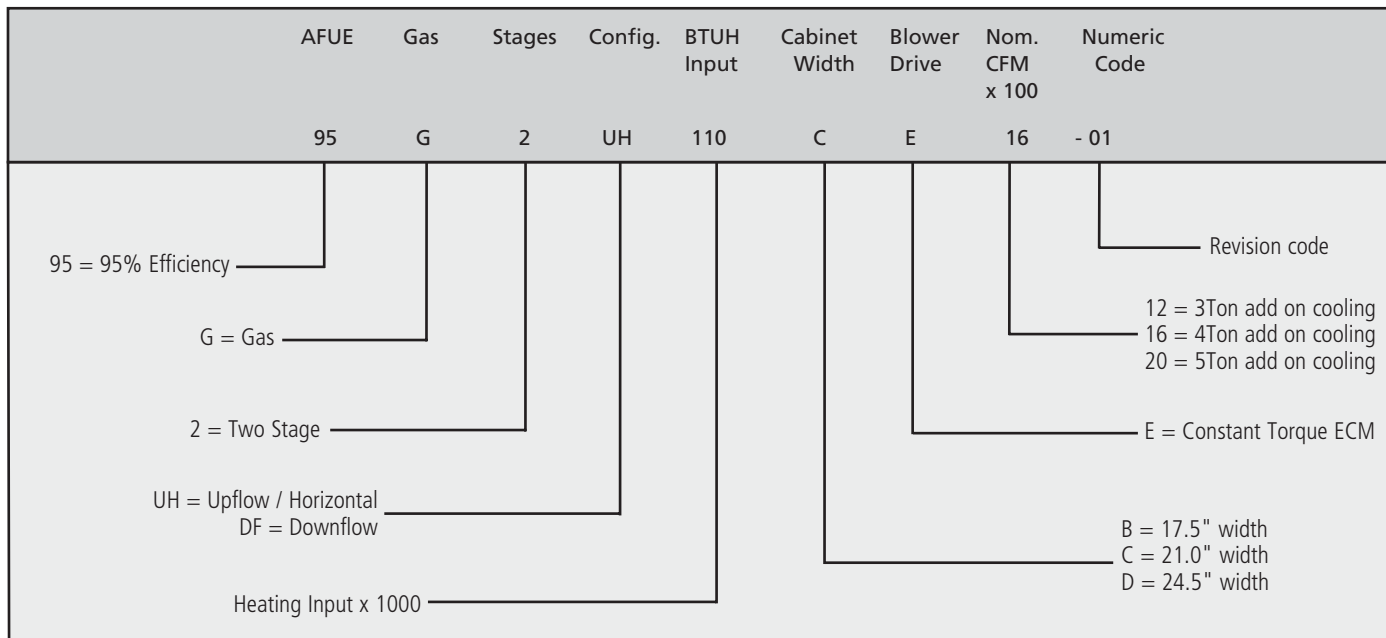
- Left or right gas and electric entry
- Zero step horizontal conversion
- Removable floor base (upflow/horizontal units) for bottom return air
- All models comply with California's South Coast Air Quality Management district Low NOx requirements

WARRANTY

- 10 year limited parts warranty / lifetime heat exchanger warranty available. See limited warranty document for details.



Model Number Guide



Physical and Electrical Data

	Model	1st Stage		2nd Stage		AFUE (ICUS)	Nom. Cooling Capacity (tons)	Gas Inlet (in.)	Volts/ Hz/ Phase	Min. Time Delay Breaker or Fuse	Nominal F.L.A.	Trans. (V.A.)	Approx. Weight (lbs.)
		Input (Btuh)	Output (Btuh)	Input (Btuh)	Output (Btuh)								
Upflow / Horizontal	95G2UH045BE12	29,000	28,000	44,000	42,000	95.0	3	1/2	120-60-1	15	6.8	40	130
	95G2UH070BE12	43,000	41,000	66,000	62,000	95.0	3	1/2	120-60-1	15	6.8	40	138
	95G2UH090CE16	57,000	55,000	88,000	85,000	95.0	4	1/2	120-60-1	15	8.4	40	166
	95G2UH110CE20	72,000	70,000	110,000	105,000	95.0	5	1/2	120-60-1	15	10.9	40	174
	95G2UH135DE20	88,000	84,000	135,000	126,000	95.0	5	1/2	120-60-1	20	10.9	40	189
Downflow	95G2DF045BE12	29,000	28,000	44,000	43,000	95.0	3	1/2	120-60-1	15	---	40	131
	95G2DF070BE16	43,000	42,000	66,000	64,000	95.0	4	1/2	120-60-1	15	---	40	138
	95G2DF090CE20	57,000	56,000	88,000	85,000	95.0	5	1/2	120-60-1	20	10.9	40	166
	95G2DF110CE20	72,000	70,000	110,000	106,000	95.0	5	1/2	120-60-1	20	10.9	40	176

Note: For vent length and clearances to combustibles, please reference installation instructions.

Filter Requirement Data

Airflow Descriptor	Disposable Filters	Cleanable Filters
	Minimum Area (sq. in.)	Minimum Area (sq.in.)
12	576	288
16	768	384
20	960	480

1. The Airflow Descriptor is the two digits following the "B", "C", or "D" in the model number; e.g. "20" is the Airflow Descriptor.
2. Areas shown for permanent filters are based on filters rated at 600 feet per minute face velocity.

Blower Performance Data

	Model	Motor Size (hp)	Blower Size	Temp Rise (F°)		Blower Speed	CFM @ external static pressure - "w.c.						
				High Fire	Low Fire		.20	.30	.40	.50	.60	.70	.80
Upflow / Horizontal	95G2UH045BE12	1/2	10 x 8	35 - 65	20 - 50	High	1290	1275	1220	1215	1190	---	---
						Med/High	1190	1150	1120	1090	1060	1015	1000
						Med	1080	1045	1015	980	950	900	870
						Med/Low	825	785	735	705	650	620	580
						Low	780	720	690	635	600	555	520
	95G2UH070BE12	1/2	10 x 8	50 - 80	25 - 55	High	1310	1275	1250	1215	1200	1145	---
						Med/High	1250	1205	1175	1145	1100	1070	1035
						Med	1130	1100	1065	1045	995	960	925
						Med/Low	880	835	795	745	705	670	610
						Low	815	775	730	670	640	585	550
	95G2UH090CE16	3/4	10 x 10	45 - 75	30 - 60	High	1660	1615	1590	1560	1525	1475	---
						Med/High	1435	1390	1350	1310	1255	1220	1170
						Med	1290	1240	1200	1155	1105	1065	1010
						Med/Low	1195	1140	1110	1055	1005	960	920
						Low	1045	995	945	895	855	805	760
	95G2UH110CE20	1	11 - 1/2 x 10	45 - 75	35 - 65	High	2130	2095	2065	2030	1995	1955	1930
						Med/High	1865	1835	1785	1755	1705	1660	1635
						Med	1670	1640	1600	1560	1525	1475	1445
						Med/Low	1560	1525	1465	1425	1380	1350	1300
						Low	1345	1285	1250	1215	1150	1100	1050
95G2UH135DE20	1	11 - 1/2 x 10	55 - 85	40 - 70	High	2330	2295	2275	2225	2185	---	---	
					Med/High	2180	2120	2075	2035	2020	1940	1890	
					Med	1950	1925	1885	1845	1815	1735	1715	
					Med/Low	1745	1690	1640	1605	1565	1520	1465	
					Low	1535	1480	1445	1395	1330	1310	1285	

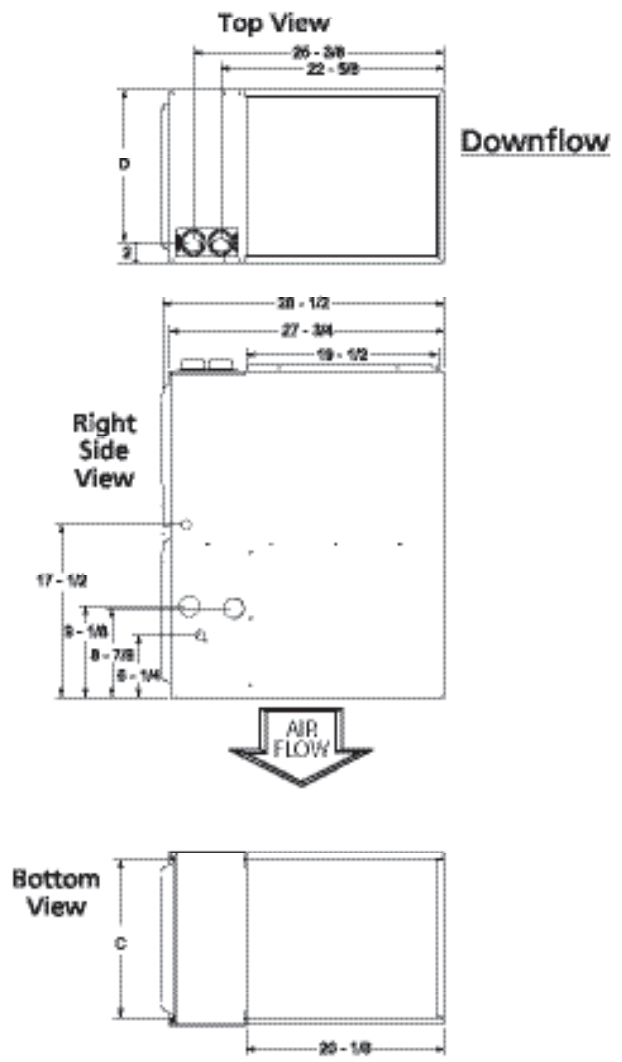
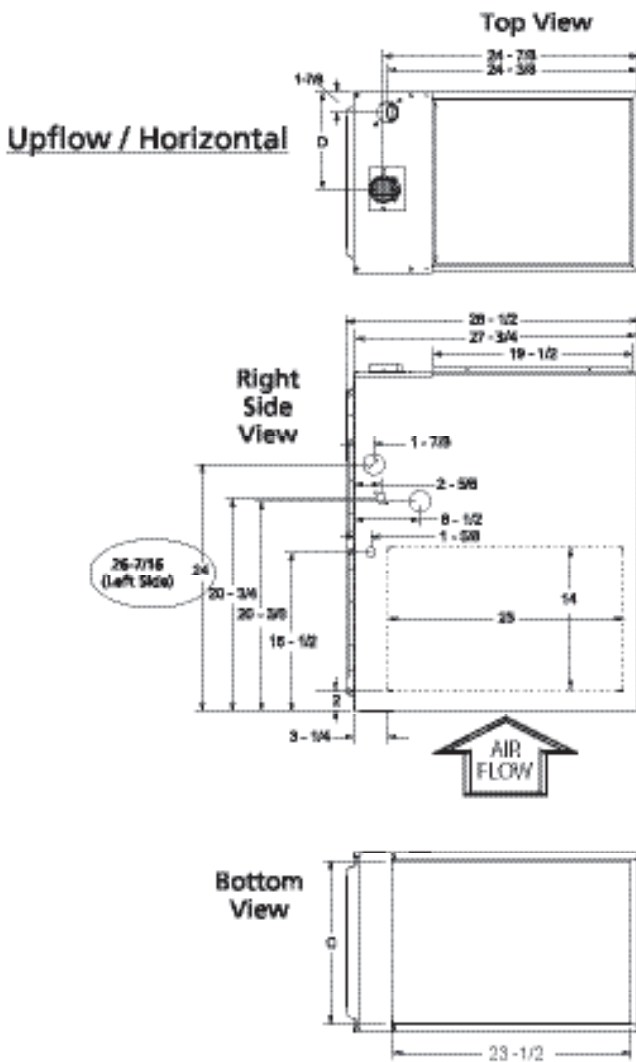
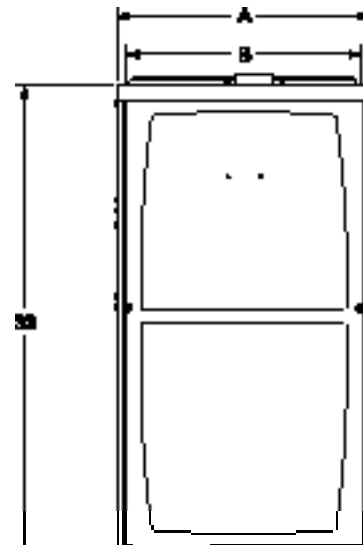
Blower Performance Data (continued)

	Model	Motor Size (hp)	Blower Size	Temp Rise (F°)		Blower Speed	CFM @ external static pressure - "w.c.						
				High Fire	Low Fire		.20	.30	.40	.50	.60	.70	.80
				Downflow									
	95G2DF045BE12	1/2	10 x 8	35 - 65	20 - 50	High	1320	1285	1275	1230	1185	---	---
						Med/High	1215	1165	1150	1095	1060	1020	980
						Med	1090	1065	1025	985	935	915	860
						Med/Low	825	795	750	705	655	590	555
						Low	785	735	705	650	605	545	485
	95G2DF070BE16	3/4	11 - 1/2 x 10	35 - 65	25 - 55	High	1705	1665	1605	1585	1540	---	---
						Med/High	1470	1430	1390	1335	1300	1260	1220
						Med	1265	1235	1185	1155	1100	1050	1015
						Med/Low	1165	1120	1070	1015	970	915	865
						Low	895	835	775	690	625	570	520
	95G2DF090CE20	3/4	10 x 10	40 - 70	30 - 60	High	1685	1630	1620	1570	1540	---	---
						Med/High	1455	1415	1370	1335	1295	1260	1210
						Med	1310	1285	1245	1185	1145	1110	1060
						Med/Low	1220	1165	1125	1080	1045	990	940
						Low	1080	1035	985	925	875	825	760
	95G2DF110CE20	1	11 x 11	45 - 75	35 - 65	High	2185	2150	2085	2060	2005	1970	1910
						Med/High	1910	1850	1810	1765	1700	1665	1620
						Med	1720	1670	1605	1565	1510	1460	1420
						Med/Low	1575	1525	1465	1420	1370	1325	1275
						Low	1360	1290	1255	1190	1160	1100	1045

Dimensions (in.)

	Model	A	B	C	D
Upflow / Horizontal	95G2UH045BE12	17-1/2	16-3/8	16	7-5/8
	95G2UH070BE12	17-1/2	16-3/8	16	7-5/8
	95G2UH090CE16	21	19-7/8	19-1/2	9-3/8
	95G2UH110CE20	21	19-7/8	19-1/2	9-3/8
	95G2UH135DE20	24-1/2	23-3/8	23	11-1/8
Downflow	95G2DF045BE12	17-1/2	16-3/8	16	15-1/2
	95G2DF070BE16	17-1/2	16-3/8	16	15-1/2
	95G2DF090CE20	21	19-7/8	19-1/2	19
	95G2DF110CE20	21	19-7/8	19-1/2	19

Front View



Product Enterprise Process

1.6.5. Product Accessories - Product Management

Accessory	Allied Cat Nbr
Return Air Base	
Return Air Base 17.5 Inch	68W62
Return Air Base 21.0 Inch	68W63
Return Air Base 24.5 Inch	68W64
High Altitude Pressure Swiches	
2-Stage 95% UH/DF (4501 - 7500 ft) [070, 110] [090 (10k)]	93W80
2-Stage 95% UH/DF (4501 - 7500 ft) [045]	93W81
2-Stage 95% UH/DF (4501 - 7500 ft) [090]	93W82
2-Stage 95% UH/DF (4501 - 7500 ft) [135]	93W83
2-Stage 95% UH/DF (7501 - 10,000 ft) [045]	93W84
2-Stage 95% UH/DF (7501 - 10,000 ft) [070, 110, 135]	93W85
High Altitude Orifice Kits (7500'+)	
2-Stage 95% UH/DF - Natural Gas	51W01
2-Stage 95% UH/DF - Propane Gas	78W97
Natural to LP Kits	
2-Stage - 90	78W94
LP to Natural Kits	
2-Stage - 90	77W10
Downflow Specific Air Filters	
17.5"	51W07
21.0"	51W08
24.5"	51W09
Night Service Kits	
Two Stage	84W50
Safety Night Service Kit	68W83
Horizontal Suspension Kit	
80% & 90% Kit	51W10
Flush Mount Termination (90% Furnaces only)	
2" & 3.0 Vent - US Version	51W11
2" & 3.0 Vent - ULC S636 Compliant (Canada)	51W12
Concentric Vent Kits	
Downflow Combustible Floor Base	
External Filter Rack Kits	

Accessory List

Catalog Number	Description
External Filter Rack kits	
1.841018	1 pack (16 x 25)
1.841039	10 pack (16 x 25)
Natural to LP kits	
78W94	2-Stage - 90
Return Air Base	
68W62	17.5" B Width
68W63	21.0" C Width
68W64	24.5" D Width
Downflow Combustible Flooring Base	
11M60	17.5" B Width
11M61	21.0" C Width
Night Service Kits	
10U95	Two Stage
Horizontal Suspension Kit	
51W10	80% & 90% Kit
Flush Mount Termination (90% Furnaces only) US Only	
51W11	2" & 3" Vent Version
Concentric Vent Kit (90% Furnaces only) US Only	
71M80	1-1/2" Vent Version
69M29	2" Vent Version
60L46	3" Vent Version
Concentric Vent Kit (90% Furnaces only) Canada	
44W92	1-1/2" and 2" Vent Version
44W93	3" Vent Version

For vent length and clearances to combustibles, please reference installation instructions.



1-800-448-5872

All specifications and illustrations subject to change
without notice and without incurring obligations.