


Job Name:	
Tag#	



Submittal Data Sheet

FTXS15LVJU / RXS15LVJU

1.25-Ton Wall Mounted Heat Pump System



Complete warranty details available from your local dealer or at www.daikincomfort.com. To receive the 12-Year Parts Limited Warranty, online registration must be completed within 60 days of installation. Online registration is not required in California or Quebec. *If product is installed in a commercial application, limited warranty period is 5 years.*

Indoor Specifications

Airflow Rate (cfm)	Cooling		Heating	
	H	M	H	M
	L	SL	L	SL
	568	477	593	505
	385	360	417	371
Sound (dBA) H / M / L / SL	45 / 40 / 35 / 32		43 / 38 / 33 / 30	
Dimensions (H x W x D) (in)	13-3/8 x 41-5/16 x 9-3/4			
Weight (Lbs)	31			

Outdoor Specifications

Compressor	Hermetically Sealed Swing Type			
Refrigerant	R-410A			
Factory Charge (Lbs)	3.97			
Refrigerant Oil	PVE (FVC50K)			
Airflow Rate (cfm)	Cooling		Heating	
	H	M	H	M
	L	SL	L	SL
	1,713	1,469	1,405	1,306
Sound Pressure Level (dBA)	47 / 48			
Dimensions (H x W x D) (in)	28-15/16 x 32-1/2 x 11-13/16			
Weight (Lbs)	104			

Efficiency

Cooling		Heating	
SEER	20.6	HSPF	11.6
EER	14.4	COP	4.00

Performance

Cooling (Btu/hr)	
Rated (Min/Max)	15,000 (5,800 / 15,000)
Sensible @ AHRI	13,420
Moisture Removal gal/h	.8
Standard Operating Range	50°F – 115°F
Extended Operating Range*	0°F – 115°F

Rated Cooling Conditions: Indoor: 80°F DB/67°F WB
Outdoor: 95°F DB/75°F WB

*With field settings and wind baffle

Heating (Btu/hr)	
1: @ 47° Rated (Min/Max)	18,000 (5,800 / 18,000)
2: @ 17° Rated	11,900
3: @ 5°	8,050
Operating Range	5°F – 65°F

1: Rated Heating Conditions: Indoor: 70°F DB/60°F WB
Outdoor: 47°F DB/43°F WB
2: Rated Heating Conditions: Indoor: 70°F DB/60°F WB
Outdoor: 17°F DB/15°F WB
3: Heating Conditions: Indoor: 70°F DB/60°F WB
Outdoor: 5°F DB/5°F WB

Electrical

	208/60/1	230/60/1
System MCA	13.75	13.75
System MFA	20	20
Compressor RLA	4.7	4.2
Outdoor fan motor FLA	.32	.32
Outdoor fan motor W	53	53
Indoor fan motor FLA	.31	.31
Indoor fan motor W	48	48

MFA: Max. fuse amps MCA: Min. circuit amps (A) FLA: Full load amps (A)
RLA: Rated load amps (A) W: Fan motor rated output (W)

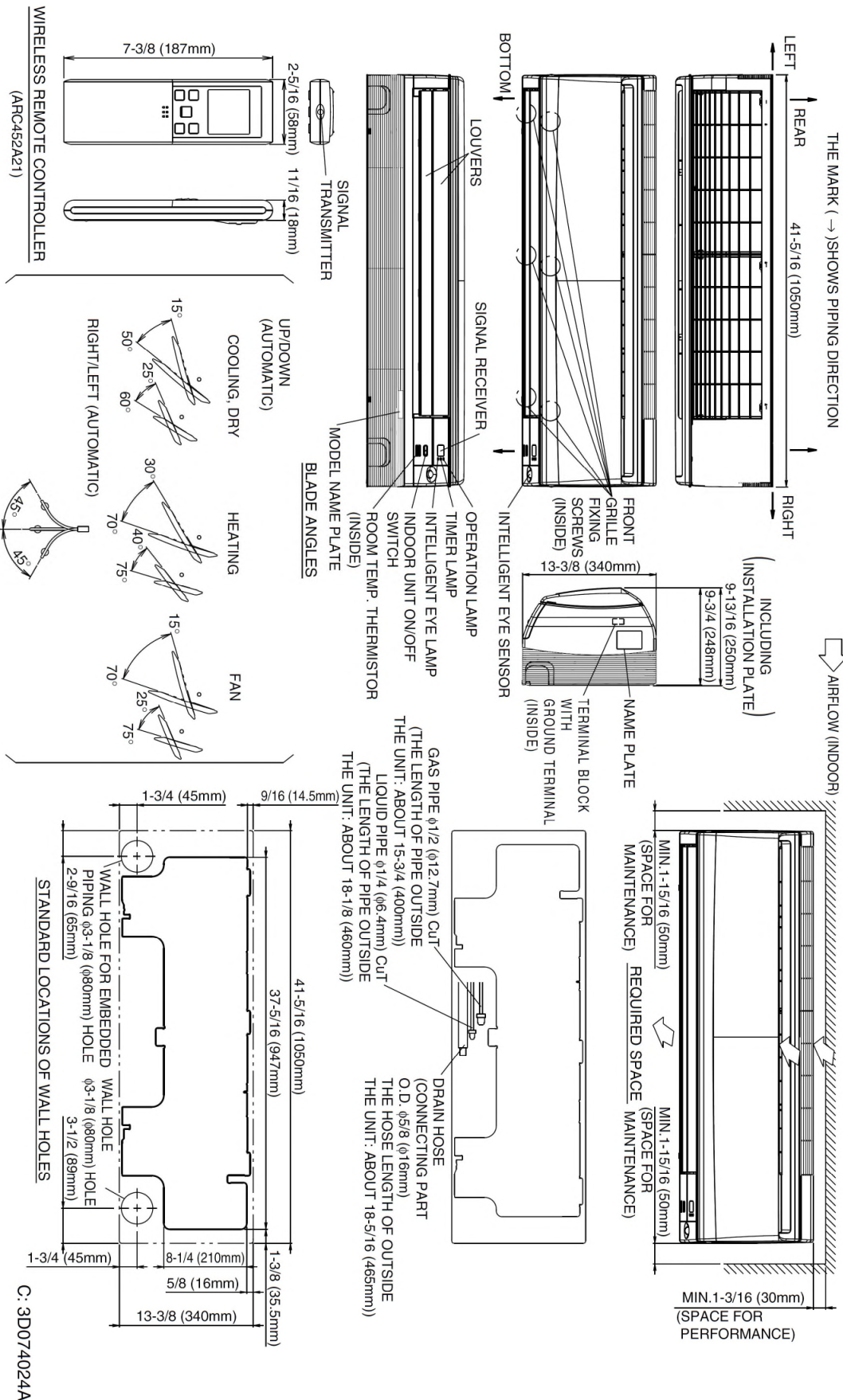
Piping

Liquid (in)	1/4
Gas (in)	1/2
Drain (in)	5/8
Max. Interunit Piping Length (ft)	98.4
Max. Interunit Height Difference (ft)	65.6
Chargeless (ft)	32.8
Additional Charge of Refrigerant (oz/ft)	.21

Daikin North America LLC 5151 San Felipe, Suite 500 Houston, TX 77056

(Daikin's products are subject to continuous improvements. Daikin reserves the right to modify product design, specifications and information in this data sheet without notice and without incurring any obligations)

FTXS15LVJU Dimensional Data

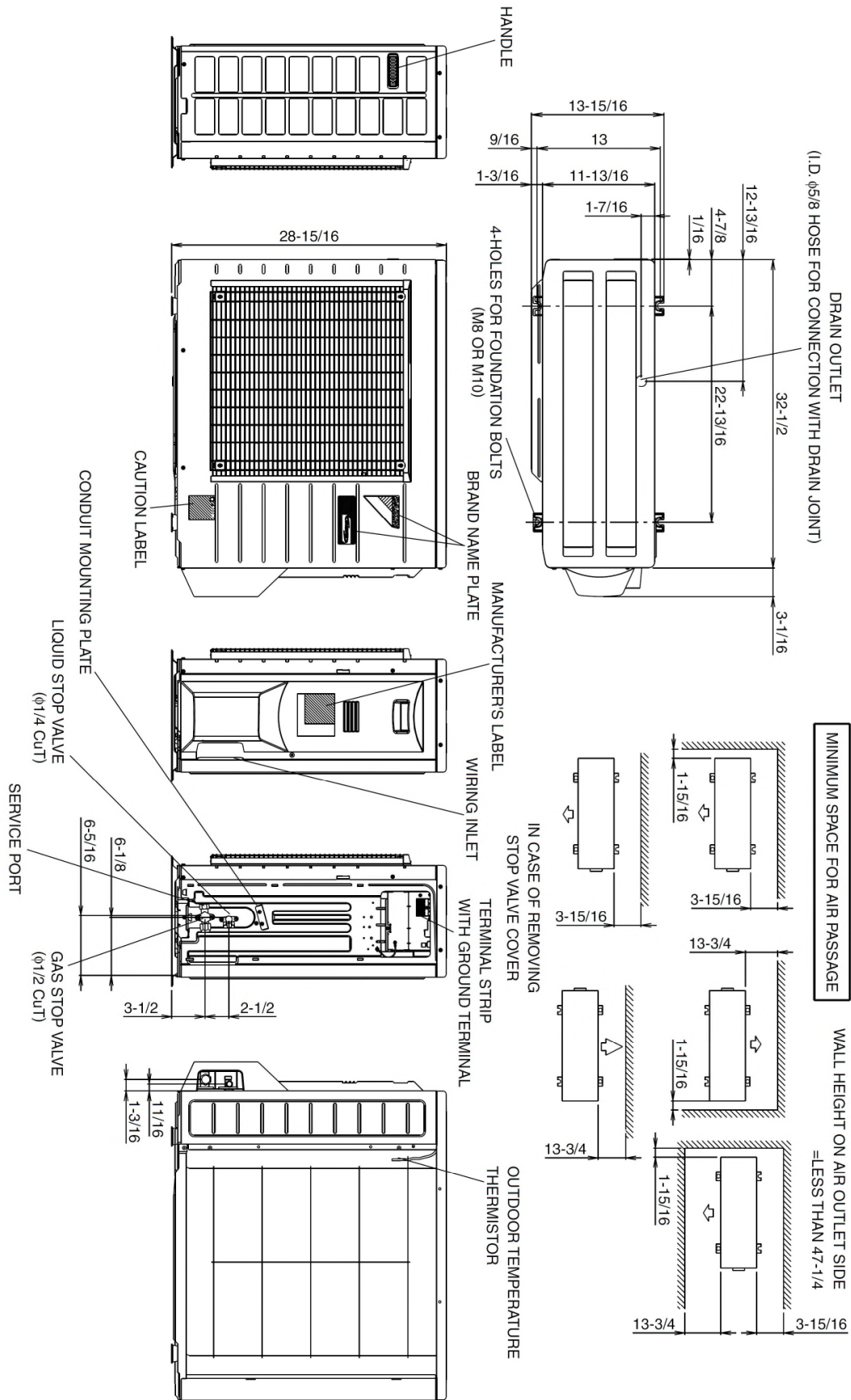


Daikin North America LLC 5151 San Felipe, Suite 500 Houston, TX 77056

(Daikin's products are subject to continuous improvements. Daikin reserves the right to modify product design, specifications and information in this data sheet without notice and without incurring any obligations)

Submission Revision Date: September 2018

RXS15LVJU Dimensional Data



Daikin North America LLC 5151 San Felipe, Suite 500 Houston, TX 77056

(Daikin's products are subject to continuous improvements. Daikin reserves the right to modify product design, specifications and information in this data sheet without notice and without incurring any obligations)



Indoor Unit		
Included	Part Number	Description
	BRP072A43	Wireless Interface Adapter
	BRC944B2-A08	Wired Remote Controller
	BRCW901A03	Wired Remote Controller Cable – 10ft
	BRCW901A08	Wired Remote Controller Cable – 25ft
	DACA-CP1-1	Inline Condensate Pump (Fits inside all Daikin wall & floor mount units)
	DACA-CP4-1	External Condensate Pump
	KRP928BB2S	Interface Adaptor for DIII-NET

Outdoor Unit		
Included	Part Number	Description
	DACA-WB-3	Powder-Coated Wall-Mounted Bracket
	KEH041A42	Drain Pan Heater RXS15_18LV
	KKP937A4	Drain Plug for OD Unit
	KPW945A4	Low Ambient Wind Baffle / Air Adjustment Grille (15/18/24 MBH)