



Air Conditioning & Heating

GSZ14

COOLING CAPACITY: 18,000 TO 60,000 BTU/H

HEATING CAPACITY: 18,000 TO 60,000 BTU/H

**ENERGY-EFFICIENT
SPLIT SYSTEM HEAT PUMP
UP TO 15 SEER & 9.0 HSPF
1½ TO 5 TONS**



Contents

Nomenclature.....	2
Product Specifications.....	3
Expanded Cooling Data	5
Expanded Heating Data.....	31
Performance Data	34
Dimensions	37
Wiring Diagram.....	38
Accessories	39



Proper sizing and installation of equipment is critical to achieving optimal performance. Split system air conditioners and heat pumps must be matched with appropriate coil components to meet ENERGY STAR® criteria. Ask your contractor for details or visit www.energystar.gov.

Standard Features

- High-efficiency scroll compressor
- SmartShift® technology to ensure quiet reliable defrost
- Factory-installed bi-flow liquid-line filter drier
- Factory-installed suction-line accumulator
- Factory-installed compressor crankcase heater
- Factory-installed high-capacity muffler
- High- and low-pressure switches
- Service valves with sweat connections and easy access to gauge ports
- Copper tube/enhanced aluminum fin coil
- Fully charged for 15' of tubing length
- Contactor with lug connection
- Ground lug connection
- AHRI Certified; ETL Listed

Cabinet Features

- Goodman® brand sound control top design
- Steel louver coil guard
- Heavy-gauge galvanized-steel cabinet
- Attractive Architectural Gray powder-paint finish with 500-hour salt-spray approval
- Top and side maintenance access
- Service ports and controls are accessible while unit is operating
- When properly anchored, meets the 2017 Florida Building Code unit integrity requirements for hurricane-type winds (Anchor bracket kits available.)







COMPANY WITH QUALITY SYSTEM CERTIFIED BY DNV GL ISO 9001

COMPANY WITH ENVIRONMENTAL SYSTEM CERTIFIED BY DNV GL ISO 14001



* Complete warranty details available from your local dealer or at www.goodmanmfg.com. To receive the 10-Year Parts Limited Warranty, online registration must be completed within 60 days of installation. Online registration is not required in California or Quebec.

	G	S	Z	14	036	1	AA	
	1	2	3	4,5	6,7,8	9	10,11	
Brand	G Goodman® Brand						Engineering *	
							Major & Minor revisions * Not used for inventory control.	
Product Category	S Split System							Electrical
								1- 208/230 V, 1 Phase, 60 Hz
Unit Type	X Condenser R-410A							Nominal Capacity
	Z Heat Pump R-410A							018- 1½ tons 042 3½ Tons
								024- 2 tons 048 4 Tons
Efficiency								030- 2½ tons 060 5 Tons
	13 13 SEER 16 16 SEER							036- 3 tons
	14 14 SEER 18 18 SEER							

	GSZ14 0181L*	GSZ14 0191A*	GSZ14 0241K*	GSZ14 0241L*	GSZ14 0251A*	GSZ14 0301K*	GSZ14 0311A*
NOMINAL CAPACITIES							
Cooling (BTU/h)	18,000	17,400	24,000	23,000	23,200	30,000	28,000
Heating (BTU/h)	18,000	18,000	24,000	23,000	23,200	30,000	31,000
Decibels	74	72	72	72	72	74	75
COMPRESSOR							
RLA	6.0	9.0	10.9	7.7	10.9	13.5	13.5
LRA	37.5	47.5	62.9	38.0	62.9	72.5	72.5
Type	Rotary	Scroll	Scroll	Rotary	Scroll	Scroll	Scroll
CONDENSER FAN MOTOR							
Horsepower	1/6	1/6	1/6	1/6	1/6	1/6	1/6
FLA	0.95	1.1	0.95	0.95	1.1	0.95	1.10
REFRIGERATION SYSTEM							
Refrigerant Line Size ¹							
Liquid Line Size ("O.D.)	3/8"	3/8"	3/8"	3/8"	3/8"	3/8"	3/8"
Suction Line Size ("O.D.)	3/4"	3/4"	3/4"	3/4"	3/4"	3/4"	3/4"
Refrigerant Connection Size							
Liquid Valve Size ("O.D.)	3/8"	3/8"	3/8"	3/8"	3/8"	3/8"	3/8"
Suction Valve Size ("O.D.)	3/4"	3/4"	3/4"	3/4"	3/4"	3/4"	3/4"
Standard Line Set Length (max. feet)	80	80	80	80	80	80	80
Long Line Set Length (max. feet) ²							
Equivalent Length	150	250	250	150	250	250	250
Linear Length	150	200	200	150	200	200	200
Vertical Length (outdoor below indoor)	80	80	80	80	80	80	80
Vertical Length (outdoor above indoor)	80	200	80	80	200	80	200
Valve Connection Type	Sweat	Sweat	Sweat	Sweat	Sweat	Sweat	Sweat
Refrigerant Charge (oz.)	127	108	108	126	108	108	160
ELECTRICAL DATA							
Volts/Phase (60 Hz)	208-230/1	208-230/1	208-230/1	208-230/1	208-230/1	208-230/1	208-230/1
Minimum Circuit Ampacity ³	8.5	12.4	14.6	10.6	14.7	17.8	17.9
Max. Overcurrent Protection ⁴	15	20	25	15	25	30	30
Min / Max Volts	197 / 253	197 / 253	197 / 253	197 / 253	197 / 253	197 / 253	197/253
Electrical Conduit Size	1/2" or 3/4"	1/2" or 3/4"	1/2" or 3/4"	1/2" or 3/4"	1/2" or 3/4"	1/2" or 3/4"	1/2" or 3/4"
UNIT WEIGHTS							
Equipment Weight (lbs.)	143	143	143	143	143	171	186
Ship Weight (lbs)	154	154	154	154	154	182	206
ENERGY STAR® CERTIFIED ^							
		NO			NO		NO

^ Energy Star Notes

Proper sizing and installation of equipment is critical to achieving optimal performance. Split system air conditioners and heat pumps must be matched with appropriate coil components to meet ENERGY STAR® criteria. Ask your contractor for details or visit www.energystar.gov. The www.energystar.gov website provides up-to-date system combinations certified to meet ENERGY STAR® requirements.

¹ Tested and rated in accordance with ARI Standard 210/240

² Reference TP-107* for additional application requirements





³ Wire size should be determined in accordance with National Electrical Codes; extensive wire runs will require larger wire sizes

⁴ Must use time-delay fuses or HACR-type circuit breakers of the same size as noted.

NOTES

- Always check the S&R plate for electrical data on the unit being installed.
- Installer will need to supply 3/8" to 1 1/8" adapters for suction line connections.
- Unit is charged with refrigerant for 15' of 3/8" liquid line. System charge must be adjusted per Installation Instructions Final Charge Procedure.
- Installation of these units may require the specified TXV Kit to be installed on the indoor coil. THE SPECIFIED TXV IS DETERMINED BY THE OUTDOOR UNIT NOT THE INDOOR COIL.

PRODUCT SPECIFICATIONS (CONT.)

	GSZ14 0361K*	GSZ14 0361L*	GSZ14 0371A*	GSZ14 0421K*	GSZ14 0481K*	GSZ14 0491K*	GSZ14 0601K*
NOMINAL CAPACITIES							
Cooling (BTU/h)	36,000	36,000	33,000	42,000	48,000	48,000	60,000
Heating (BTU/h)	36,000	36,000	34,000	42,000	48,000	48,000	60,000
Decibels	74	74	73	75	75	76	76
COMPRESSOR							
RLA	15.4	14.7	14.1	16.7	18.5	19.9	26.4
LRA	83.9	75.0	72.2	109.0	124.0	109.0	134.0
Type	Scroll	Scroll	Scroll	Scroll	Scroll	Scroll	Scroll
CONDENSER FAN MOTOR							
Horsepower	1/6	1/6	1/4	1/6	1/4	1/6	1/4
FLA	0.95	0.95	1.30	1.1	1.30	1.1	1.30
REFRIGERATION SYSTEM							
Refrigerant Line Size ¹							
Liquid Line Size ("O.D.)	3/8"	3/8"	3/8"	3/8"	3/8"	3/8"	3/8"
Suction Line Size ("O.D.)	7/8"	7/8"	7/8"	1 1/8"	1 1/8"	1 1/8"	1 1/8"
Refrigerant Connection Size							
Liquid Valve Size ("O.D.)	3/8"	3/8"	3/8"	3/8"	3/8"	3/8"	3/8"
Suction Valve Size ("O.D.)	3/4"	3/4"	7/8"	7/8"	7/8"	7/8"	7/8"
Standard Line Set Length (max. feet)	80	80	80	80	80	80	80
Long Line Set Length (max. feet) ²							
Equivalent Length	250	250	250	250	250	250	250
Linear Length	200	200	200	200	200	200	200
Vertical Length (outdoor below indoor)	80	80	80	80	80	80	80
Vertical Length (outdoor above indoor)	80	80	200	80	80	80	80
Valve Connection Type	Sweat	Sweat	Sweat	Sweat	Sweat	Sweat	Sweat
Refrigerant Charge	115	125	175	153	157	192	205
ELECTRICAL DATA							
Volts/Phase (60 Hz)	208-230/1	208-230/1	208-230/1	208-230/1	208-230/1	208-230/1	208-230/1
Minimum Circuit Ampacity ³	20.2	19.3	18.9	22.0	24.4	26.0	34.3
Max. Overcurrent Protection ⁴	35	30	30	35	40	45	60
Min / Max Volts	197 / 253	197 / 253	197/253	197 / 253	197 / 253	197 / 253	197 / 253
Electrical Conduit Size	1/2" or 3/4"	1/2" or 3/4"	1/2" or 3/4"	1/2" or 3/4"	1/2" or 3/4"	1/2" or 3/4"	1/2" or 3/4"
UNIT WEIGHTS							
Equipment Weight (lbs.)	173	173	220	191	226	273	277
Ship Weight (lbs)	184	184	240	207	237	288	292
ENERGY STAR® CERTIFIED ^							
			NO			NO	NO

^ Energy Star Notes

Proper sizing and installation of equipment is critical to achieving optimal performance. Split system air conditioners and heat pumps must be matched with appropriate coil components to meet ENERGY STAR® criteria. Ask your contractor for details or visit www.energystar.gov. The www.energystar.gov website provides up-to-date system combinations certified to meet ENERGY STAR® requirements.

¹ Tested and rated in accordance with ARI Standard 210/240

² Reference TP-107* for additional application requirements

³ Wire size should be determined in accordance with National Electrical Codes; extensive wire runs will require larger wire sizes

⁴ Must use time-delay fuses or HACR-type circuit breakers of the same size as noted.

NOTES

- Always check the S&R plate for electrical data on the unit being installed.
- Installer will need to supply 3/8" to 1 1/8" adapters for suction line connections.
- Unit is charged with refrigerant for 15' of 3/8" liquid line. System charge must be adjusted per Installation Instructions Final Charge Procedure.
- Installation of these units requires the specified TXV Kit to be installed on the indoor coil. THE SPECIFIED TXV IS DETERMINED BY THE OUTDOOR UNIT NOT THE INDOOR COIL.

IDB		OUTDOOR AMBIENT TEMPERATURE																																			
		65°F						75°F						85°F						95°F						105°F						115°F					
		59	63	67	71	59	63	67	71	59	63	67	71	59	63	67	71	59	63	67	71	59	63	67	71	59	63	67	71								
70	AIRFLOW	525	MBh	17.6	17.8	18.4	-	17.4	17.7	18.2	-	17.0	17.2	17.8	-	16.2	16.4	17.0	-	15.2	15.5	16.0	-	14.3	14.6	15.1	-										
		S/T	0.59	0.51	0.37	-	0.60	0.52	0.38	-	0.63	0.54	0.40	-	1.00	0.57	0.42	-	1.00	0.59	0.45	-	1.00	0.64	0.50	-											
		ΔT	57	52	42	-	57	52	42	-	58	52	43	-	57	52	42	-	56	51	42	-	59	54	45	-											
		KW	1.04	1.04	1.04	-	1.16	1.16	1.15	-	1.28	1.28	1.28	-	1.42	1.42	1.42	-	1.58	1.57	1.57	-	1.76	1.75	1.75	-											
		Amps	3.9	3.9	3.9	-	4.5	4.5	4.5	-	5.0	5.0	5.0	-	5.7	5.7	5.7	-	6.4	6.4	6.4	-	7.2	7.2	7.2	-											
		HI PR	237	238	239	-	274	275	277	-	313	314	316	-	356	357	358	-	401	402	404	-	450	451	453	-											
		LO PR	126	128	131	-	134	135	139	-	141	142	145	-	146	148	151	-	152	154	157	-	159	161	164	-											
		610	MBh	17.8	18.0	18.6	-	17.6	17.9	18.4	-	17.2	17.4	17.9	-	16.4	16.6	17.1	-	15.4	15.6	16.2	-	14.5	14.8	15.3	-										
		S/T	0.67	0.59	0.44	-	0.67	0.59	0.45	-	0.70	0.62	0.48	-	1.00	0.64	0.50	-	1.00	0.66	0.52	-	1.00	0.72	0.58	-											
ΔT	54	49	39	-	54	49	39	-	54	49	40	-	54	49	39	-	53	48	38	-	56	51	42	-													
KW	1.05	1.05	1.05	-	1.16	1.16	1.16	-	1.29	1.29	1.29	-	1.43	1.43	1.43	-	1.58	1.58	1.58	-	1.76	1.76	1.76	-													
Amps	4.0	4.0	4.0	-	4.5	4.5	4.5	-	5.1	5.1	5.1	-	5.7	5.7	5.7	-	6.4	6.4	6.4	-	7.2	7.2	7.2	-													
HI PR	239	240	241	-	276	277	279	-	315	316	318	-	358	359	360	-	403	404	406	-	452	453	455	-													
LO PR	128	129	133	-	136	137	140	-	142	144	147	-	148	150	153	-	154	155	158	-	161	162	165	-													
675	MBh	17.9	18.2	18.7	-	17.8	18.0	18.6	-	17.3	17.6	18.1	-	16.5	16.8	17.3	-	15.5	15.8	16.3	-	14.7	14.9	15.4	-												
S/T	0.70	0.62	0.48	-	0.71	0.63	0.49	-	1.00	0.66	0.51	-	1.00	0.68	0.53	-	1.00	0.70	0.56	-	1.00	0.75	0.61	-													
ΔT	52	47	37	-	52	47	37	-	53	47	38	-	52	47	37	-	51	46	36	-	54	49	40	-													
KW	1.05	1.05	1.05	-	1.17	1.17	1.16	-	1.29	1.29	1.29	-	1.43	1.43	1.43	-	1.58	1.58	1.58	-	1.77	1.76	1.76	-													
Amps	4.0	4.0	4.0	-	4.5	4.5	4.5	-	5.1	5.1	5.1	-	5.7	5.7	5.7	-	6.4	6.4	6.4	-	7.2	7.2	7.2	-													
HI PR	240	241	242	-	277	278	280	-	317	318	319	-	359	360	362	-	405	406	407	-	453	454	456	-													
LO PR	129	131	134	-	137	138	142	-	143	145	148	-	149	151	154	-	155	156	160	-	162	163	167	-													

IDB	AIRFLOW	OUTDOOR AMBIENT TEMPERATURE																																			
		65°F						75°F						85°F						95°F						105°F						115°F					
		59	63	67	71	59	63	67	71	59	63	67	71	59	63	67	71	59	63	67	71	59	63	67	71	59	63	67	71								
75	AIRFLOW	525	MBh	17.6	17.9	18.4	19.2	17.4	17.7	18.2	19.0	17.0	17.2	17.8	18.6	16.2	16.4	17.0	17.8	15.2	15.5	16.0	16.8	14.3	14.6	15.1	15.9										
		S/T	0.73	0.65	0.50	0.40	1.00	0.65	0.51	0.40	1.00	0.68	0.54	0.40	1.00	0.70	0.56	0.40	1.00	0.72	0.58	0.40	1.00	1.00	0.64	0.50											
		ΔT	68	63	54	44	68	63	53	44	69	64	54	44	68	63	53	44	67	62	53	43	71	65	56	46											
		KW	1.04	1.04	1.04	1.00	1.16	1.16	1.15	1.20	1.28	1.28	1.28	1.30	1.42	1.42	1.42	1.40	1.57	1.57	1.57	1.60	1.75	1.75	1.75	1.80											
		Amps	3.9	3.9	3.9	4.0	4.5	4.5	4.4	4.5	5.0	5.0	5.0	5.1	5.7	5.7	5.7	5.7	6.4	6.4	6.4	6.4	7.2	7.2	7.2	7.2											
		HI PR	237	238	239	244	274	275	277	281	314	315	316	320	356	357	359	363	402	403	404	408	450	451	453	457											
		LO PR	126	128	131	136	134	135	139	144	141	142	145	151	146	148	151	157	152	154	157	162	159	161	164	169											
		610	MBh	17.8	18.0	18.6	19.4	17.6	17.9	18.4	19.2	17.2	17.4	18.0	18.8	16.4	16.6	17.2	18.0	15.4	15.7	16.2	17.0	14.5	14.8	15.3	16.1										
		S/T	0.80	0.72	0.58	0.40	1.00	0.73	0.59	0.40	1.00	0.76	0.61	0.50	1.00	0.78	0.63	0.50	1.00	1.00	0.66	0.50	1.00	1.00	0.71	0.60											
ΔT	65	60	50	41	65	60	50	40	66	60	51	41	65	60	50	40	64	59	50	40	67	62	53	43													
KW	1.05	1.05	1.05	1.10	1.16	1.16	1.16	1.20	1.29	1.29	1.29	1.30	1.43	1.43	1.42	1.40	1.58	1.58	1.58	1.60	1.76	1.76	1.76	1.80													
Amps	4.0	4.0	4.0	4.0	4.5	4.5	4.5	4.5	5.1	5.1	5.1	5.1	5.7	5.7	5.7	5.7	6.4	6.4	6.4	6.4	7.2	7.2	7.2	7.2													
HI PR	239	240	241	246	276	277	279	283	316	317	318	322	358	359	361	365	404	405	406	410	452	453	455	459													
LO PR	128	129	133	138	136	137	140	146	142	144	147	153	148	150	153	158	154	155	158	164	161	162	166	171													
675	MBh	17.9	18.2	18.7	19.5	17.8	18.0	18.6	19.4	17.3	17.6	18.1	18.9	16.5	16.8	17.3	18.1	15.6	15.8	16.3	17.1	14.7	14.9	15.4	16.3												
S/T	0.84	0.76	0.62	0.50	1.00	0.77	0.62	0.50	1.00	0.79	0.65	0.50	1.00	0.81	0.67	0.50	1.00	1.00	0.69	0.50	1.00	1.00	0.75	0.60													
ΔT	63	58	49	39	63	58	48	39	64	59	49	39	63	58	48	39	62	57	48	38	65	60	51	41													
KW	1.05	1.05	1.05	1.10	1.17	1.17	1.16	1.20	1.29	1.29	1.29	1.30	1.43	1.43	1.43	1.40	1.58	1.58	1.58	1.60	1.76	1.76	1.76	1.80													
Amps	4.0	4.0	4.0	4.0	4.5	4.5	4.5	4.5	5.1	5.1	5.1	5.1	5.7	5.7	5.7	5.7	6.4	6.4	6.4	6.4	7.2	7.2	7.2	7.3													
HI PR	240	241	243	247	277	279	280	284	317	318	319	324	359	360	362	366	405	406	407	412	453	454	456	460													
LO PR	129	131	134	139	137	138	142	147	144	145	148	154	149	151	154	159	155	156	160	165	162	163	167	172													

IDB: Entering Indoor Dry Bulb Temperature
 High and low pressures are measured at the liquid and suction service valves.
 Shaded area reflects AHRI Rating Conditions.
 Amps = Outdoor unit amps (compressor + fan)
 kW = Total system power

IDB	AIRFLOW	OUTDOOR AMBIENT TEMPERATURE																																									
		65°F							75°F							85°F							95°F							105°F							115°F						
		59	63	67	71	75	79	83	59	63	67	71	75	79	83	59	63	67	71	75	79	83	59	63	67	71	75	79	83	59	63	67	71	75	79	83	59	63	67	71	75	79	83
525	MBh	17.7	17.9	18.5	19.3	17.5	17.8	18.3	19.1	17.1	17.3	17.9	18.7	16.3	16.5	17.1	17.9	15.3	15.6	16.1	16.9	14.4	14.7	15.2	16.0																		
	S/T	1.00	0.78	0.64	0.50	1.00	0.79	0.64	0.50	1.00	0.81	0.67	0.50	1.00	1.00	0.69	0.50	1.00	1.00	0.71	0.60	1.00	1.00	0.77	0.60																		
	ΔT	79	74	65	55	79	74	65	55	80	75	65	56	79	74	65	55	79	73	64	54	82	77	67	57																		
	kW	1.04	1.04	1.04	1.00	1.16	1.16	1.15	1.20	1.28	1.28	1.28	1.30	1.42	1.42	1.42	1.40	1.58	1.57	1.57	1.60	1.76	1.75	1.75	1.80																		
	Amps	3.9	3.9	3.9	4.0	4.5	4.5	4.4	4.5	5.0	5.0	5.0	5.1	5.7	5.7	5.7	5.7	6.4	6.4	6.4	6.4	7.2	7.2	7.2	7.2																		
610	Hi PR	237	238	240	244	275	276	277	282	314	315	317	321	356	357	359	363	402	403	405	409	451	452	453	458																		
	Lo PR	127	128	132	137	134	136	139	145	141	143	146	152	147	149	152	157	153	154	157	163	160	161	164	170																		
	MBh	17.9	18.1	18.7	19.5	17.7	18.0	18.5	19.3	17.3	17.5	18.0	18.9	16.5	16.7	17.3	18.1	15.5	15.8	16.3	17.1	14.6	14.9	15.4	16.2																		
	S/T	1.00	0.86	0.71	0.60	1.00	0.86	0.72	0.60	1.00	0.89	0.75	0.60	1.00	1.00	0.77	0.60	1.00	1.00	0.79	0.60	1.00	1.00	0.84	0.70																		
	ΔT	76	71	62	52	76	71	62	52	77	72	62	52	76	71	61	52	75	70	61	51	79	73	64	54																		
675	kW	1.05	1.05	1.05	1.10	1.16	1.16	1.16	1.20	1.29	1.29	1.29	1.30	1.43	1.43	1.43	1.40	1.58	1.58	1.58	1.60	1.76	1.76	1.76	1.80																		
	Amps	4.0	4.0	4.0	4.0	4.5	4.5	4.5	4.5	5.1	5.1	5.1	5.1	5.7	5.7	5.7	5.7	6.4	6.4	6.4	6.4	7.2	7.2	7.2	7.3																		
	Hi PR	239	240	242	246	277	278	279	284	316	317	319	323	358	359	361	365	404	405	407	411	453	454	455	460																		
	Lo PR	128	130	133	139	136	138	141	146	143	144	148	153	149	150	153	159	154	156	159	165	161	163	166	172																		
	MBh	18.0	18.3	18.8	19.6	17.9	18.1	18.7	19.5	17.4	17.7	18.2	19.0	16.6	16.9	17.4	18.2	15.6	15.9	16.4	17.2	14.8	15.0	15.5	16.3																		

IDB	AIRFLOW	OUTDOOR AMBIENT TEMPERATURE																																									
		65°F							75°F							85°F							95°F							105°F							115°F						
		59	63	67	71	75	79	83	59	63	67	71	75	79	83	59	63	67	71	75	79	83	59	63	67	71	75	79	83	59	63	67	71	75	79	83	59	63	67	71	75	79	83
525	MBh	18.0	18.2	18.8	19.6	17.8	18.1	18.6	19.4	17.4	17.6	18.2	19.0	16.6	16.8	17.4	18.2	15.6	15.9	16.4	17.2	14.7	15.0	15.5	16.3																		
	S/T	1.00	0.89	0.74	0.60	1.00	1.00	0.75	0.60	1.00	1.00	0.78	0.60	1.00	1.00	0.80	0.70	1.00	1.00	0.70	0.70	1.00	1.00	0.80																			
	ΔT	89	84	75	65	89	84	75	65	90	85	75	66	89	84	75	65	89	83	74	64	92	87	77	67																		
	kW	1.05	1.04	1.04	1.10	1.16	1.16	1.16	1.20	1.29	1.29	1.29	1.30	1.42	1.42	1.42	1.40	1.58	1.58	1.57	1.60	1.76	1.76	1.75	1.80																		
	Amps	4.0	3.9	3.9	4.0	4.5	4.5	4.5	4.5	5.1	5.0	5.0	5.1	5.7	5.7	5.7	5.7	6.4	6.4	6.4	6.4	7.2	7.2	7.2	7.2																		
610	Hi PR	238	239	241	245	276	277	279	283	315	316	318	322	357	359	360	364	403	404	406	410	452	453	455	459																		
	Lo PR	129	130	133	139	136	138	141	147	143	145	148	153	149	150	154	159	154	156	159	165	162	163	166	172																		
	MBh	18.2	18.4	19.0	19.8	18.0	18.3	18.8	19.6	17.6	17.8	18.3	19.2	16.8	17.0	17.6	18.4	15.8	16.0	16.6	17.4	14.9	15.2	15.7	16.5																		
	S/T	1.00	0.96	0.82	0.70	1.00	1.00	0.83	0.70	1.00	1.00	0.85	0.70	1.00	1.00	0.87	0.70	1.00	1.00	0.70	0.70	1.00	1.00	0.80																			
	ΔT	86	81	72	62	86	81	71	62	87	82	72	62	86	81	71	62	85	80	71	61	89	83	74	64																		
675	kW	1.05	1.05	1.05	1.10	1.17	1.16	1.16	1.20	1.29	1.29	1.29	1.30	1.43	1.43	1.43	1.40	1.58	1.58	1.58	1.60	1.76	1.76	1.76	1.80																		
	Amps	4.0	4.0	4.0	4.0	4.5	4.5	4.5	4.5	5.1	5.1	5.1	5.1	5.7	5.7	5.7	5.7	6.4	6.4	6.4	6.4	7.2	7.2	7.2	7.3																		
	Hi PR	240	241	243	247	278	279	281	285	317	318	320	324	359	360	362	366	405	406	408	412	454	455	456	461																		
	Lo PR	130	132	135	141	138	140	143	148	145	146	150	155	151	152	155	161	156	158	161	166	163	165	168	173																		
	MBh	18.3	18.6	19.1	19.9	18.2	18.4	19.0	19.8	17.7	18.0	18.5	19.3	16.9	17.2	17.7	18.5	15.9	16.2	16.7	17.5	15.1	15.3	15.8	16.6																		

IDB: Entering Indoor Dry Bulb Temperature
 High and low pressures are measured at the liquid and suction service valves.
 Shaded area reflects ACCA (TVA) Rating Conditions.
 kW = Total system power
 Amps = Outdoor unit amps (compressor + fan)

EXPANDED COOLING DATA — GSZ140191A* / ARUF25B14A*+TXV (CONT.)

IDB	AIRFLOW	OUTDOOR AMBIENT TEMPERATURE												ENTERING INDOOR WET BULB TEMPERATURE											
		65°F				75°F				85°F				95°F				105°F				115°F			
		59	63	67	71	59	63	67	71	59	63	67	71	59	63	67	71	59	63	67	71	59	63	67	71
80	MBh	17.8	18.0	18.5	19.4	17.6	17.9	18.4	19.2	17.1	17.4	17.9	18.7	16.4	16.6	17.1	17.9	15.4	15.6	16.2	17.0	14.5	14.7	15.3	16.1
	S/T	1.00	0.81	0.67	0.52	1.00	0.81	0.67	0.52	1.00	0.84	0.70	0.55	1.00	1.00	0.72	0.57	1.00	1.00	0.74	0.59	1.00	1.00	0.80	0.65
	ΔT	27	25	22	18	27	25	22	18	27	25	22	19	27	25	22	18	27	25	22	18	28	26	23	19
	kW	1.13	1.12	1.11	1.13	1.24	1.24	1.24	1.25	1.38	1.38	1.37	1.38	1.52	1.52	1.52	1.53	1.68	1.68	1.68	1.69	1.87	1.87	1.86	1.87
	Amps	4.3	4.3	4.3	4.3	4.9	4.9	4.8	4.9	5.5	5.5	5.4	5.5	6.1	6.1	6.1	6.1	6.9	6.8	6.8	6.9	7.7	7.7	7.7	7.7
	Hi PR	236	237	239	243	273	274	276	280	312	313	315	319	354	355	357	361	400	401	402	406	448	449	451	455
Lo PR	126	127	130	136	133	135	138	143	140	141	145	150	146	147	150	156	151	153	156	161	158	160	163	168	
80	MBh	18.0	18.3	18.8	19.6	17.9	18.1	18.7	19.5	17.4	17.7	18.2	19.0	16.6	16.9	17.4	18.2	15.6	15.9	16.4	17.2	14.8	15.0	15.5	16.3
	S/T	1.00	0.88	0.74	0.59	1.00	0.89	0.75	0.60	1.00	0.92	0.77	0.63	1.00	1.00	0.80	0.65	1.00	1.00	0.82	0.67	1.00	1.00	0.87	0.72
	ΔT	26	24	21	17	26	24	21	17	26	24	21	17	26	24	21	17	25	24	20	17	26	25	21	18
	kW	1.13	1.13	1.13	1.14	1.25	1.25	1.25	1.26	1.38	1.38	1.38	1.39	1.53	1.53	1.52	1.53	1.69	1.69	1.68	1.69	1.87	1.87	1.87	1.88
	Amps	4.3	4.3	4.3	4.4	4.9	4.9	4.9	4.9	5.5	5.5	5.5	5.5	6.2	6.1	6.1	6.2	6.9	6.9	6.9	6.9	7.7	7.7	7.7	7.8
	Hi PR	239	240	241	245	276	277	278	283	315	316	317	322	357	358	359	364	402	403	405	409	450	451	453	457
Lo PR	128	129	133	138	135	137	140	145	142	144	147	152	148	149	152	158	153	155	158	163	160	162	165	170	
675	MBh	18.3	18.5	19.0	19.8	18.1	18.3	18.9	19.7	17.6	17.9	18.4	19.2	16.8	17.1	17.6	18.4	15.9	16.1	16.6	17.5	15.0	15.2	15.8	16.6
	S/T	1.00	0.91	0.77	0.62	1.00	0.92	0.78	0.63	1.00	0.95	0.80	0.66	1.00	1.00	0.83	0.68	1.00	1.00	0.85	0.70	1.00	1.00	0.90	0.75
	ΔT	25	23	20	16	25	23	20	16	25	23	20	17	25	23	20	16	25	23	20	16	26	24	21	17
	kW	1.14	1.14	1.13	1.14	1.26	1.25	1.25	1.26	1.39	1.39	1.38	1.39	1.53	1.53	1.53	1.54	1.69	1.69	1.69	1.70	1.88	1.88	1.88	1.88
	Amps	4.4	4.4	4.4	4.4	4.9	4.9	4.9	4.9	5.5	5.5	5.5	5.5	6.2	6.2	6.2	6.2	6.9	6.9	6.9	6.9	7.8	7.8	7.7	7.8
	Hi PR	240	241	243	247	277	278	280	284	316	317	319	323	358	359	361	365	404	405	406	410	452	453	455	459
Lo PR	129	131	134	139	137	139	142	147	144	145	148	154	149	151	154	159	155	156	160	165	162	163	167	172	

IDB	AIRFLOW	OUTDOOR AMBIENT TEMPERATURE												ENTERING INDOOR WET BULB TEMPERATURE											
		65°F				75°F				85°F				95°F				105°F				115°F			
		59	63	67	71	59	63	67	71	59	63	67	71	59	63	67	71	59	63	67	71	59	63	67	71
85	MBh	18.1	18.3	18.8	19.7	17.9	18.2	18.7	19.5	17.4	17.7	18.2	19.0	16.7	16.9	17.4	18.2	15.7	15.9	16.5	17.3	14.8	15.0	15.6	16.4
	S/T	1.00	0.91	0.77	0.62	1.00	1.00	0.78	0.63	1.00	1.00	0.80	0.66	1.00	1.00	0.83	0.68	1.00	1.00	0.85	0.70	1.00	1.00	1.00	0.75
	ΔT	30	29	25	22	30	28	25	22	30	29	25	22	30	28	25	22	30	28	25	22	31	29	26	23
	kW	1.13	1.13	1.12	1.13	1.25	1.25	1.24	1.25	1.38	1.38	1.38	1.38	1.52	1.52	1.52	1.53	1.68	1.68	1.68	1.69	1.87	1.87	1.87	1.88
	Amps	4.3	4.3	4.3	4.4	4.9	4.9	4.9	4.9	5.5	5.5	5.5	5.5	6.1	6.1	6.1	6.2	6.9	6.9	6.8	6.9	7.7	7.7	7.7	7.7
	Hi PR	237	238	240	244	275	276	277	281	314	315	316	320	356	357	358	362	401	402	403	408	449	450	452	456
Lo PR	128	129	132	138	135	137	140	145	142	143	147	152	147	149	152	158	153	155	158	163	160	161	165	170	
614	MBh	18.3	18.6	19.1	19.9	18.2	18.4	19.0	19.8	17.7	18.0	18.5	19.3	16.9	17.2	17.7	18.5	15.9	16.2	16.7	17.5	15.1	15.3	15.8	16.6
	S/T	1.00	0.99	0.85	0.70	1.00	1.00	0.85	0.71	1.00	1.00	0.88	0.73	1.00	1.00	0.90	0.75	1.00	1.00	0.90	0.77	1.00	1.00	1.00	0.83
	ΔT	29	27	24	21	29	27	24	21	29	27	24	21	29	27	24	21	29	27	24	20	30	28	25	21
	kW	1.13	1.13	1.13	1.14	1.25	1.25	1.25	1.26	1.39	1.38	1.38	1.39	1.53	1.53	1.53	1.54	1.69	1.69	1.69	1.70	1.88	1.88	1.87	1.88
	Amps	4.4	4.4	4.3	4.4	4.9	4.9	4.9	4.9	5.5	5.5	5.5	5.5	6.2	6.2	6.1	6.2	6.9	6.9	6.9	6.9	7.8	7.7	7.7	7.8
	Hi PR	240	241	242	246	277	278	280	284	316	317	319	323	358	359	361	365	403	404	406	410	451	452	454	458
Lo PR	130	131	134	140	137	139	142	147	144	145	149	154	150	151	154	160	155	157	160	165	162	164	167	172	
675	MBh	18.6	18.8	19.3	20.1	18.4	18.6	19.2	20.0	17.9	18.2	18.7	19.5	17.1	17.4	17.9	18.7	16.2	16.4	16.9	17.8	15.3	15.5	16.1	16.9
	S/T	1.00	1.00	0.88	0.73	1.00	1.00	0.88	0.74	1.00	1.00	0.91	0.76	1.00	1.00	0.93	0.78	1.00	1.00	1.00	0.80	1.00	1.00	1.00	0.86
	ΔT	28	27	23	20	28	27	23	20	29	27	23	20	28	26	23	20	28	26	23	20	29	27	24	21
	kW	1.14	1.14	1.14	1.15	1.26	1.26	1.25	1.26	1.39	1.39	1.39	1.40	1.53	1.53	1.53	1.54	1.69	1.69	1.69	1.70	1.88	1.88	1.88	1.89
	Amps	4.4	4.4	4.4	4.4	4.9	4.9	4.9	4.9	5.5	5.5	5.5	5.6	6.2	6.2	6.2	6.2	6.9	6.9	6.9	6.9	7.8	7.8	7.8	7.8
	Hi PR	241	242	244	248	278	279	281	285	317	318	320	324	359	360	362	366	405	406	407	411	453	454	456	460
Lo PR	131	133	136	141	139	140	144	149	146	147	150	156	151	153	156	161	157	158	161	167	164	165	168	174	

Shaded area reflects AHRI Rating Conditions.

IDB: Entering Indoor Dry Bulb Temperature
High and low pressures are measured at the liquid and suction service valves.

kW = Total system power
Amps = Outdoor unit amps (compressor + fan)

IDB	AIRFLOW	OUTDOOR AMBIENT TEMPERATURE												ENTERING INDOOR WET BULB TEMPERATURE											
		65°F				75°F				85°F				95°F				105°F				115°F			
		59	63	67	71	59	63	67	71	59	63	67	71	59	63	67	71	59	63	67	71	59	63	67	71
70	MBh	23.7	24.0	24.7	-	23.4	23.8	24.5	-	22.8	23.2	23.9	-	21.7	22.1	22.8	-	20.4	20.8	21.5	-	19.2	19.6	20.3	-
	S/T	0.59	0.51	0.37	-	0.60	0.52	0.37	-	0.62	0.54	0.40	-	0.65	0.56	0.42	-	1.00	0.59	0.44	-	1.00	0.64	0.50	-
	ΔT	19	17	14	-	19	17	14	-	19	17	14	-	19	17	14	-	19	17	14	-	20	18	15	-
	kW	1.41	1.40	1.40	-	1.57	1.57	1.57	-	1.76	1.76	1.75	-	1.96	1.96	1.95	-	2.18	2.18	2.18	-	2.44	2.44	2.44	-
	Amps	5.2	5.2	5.2	-	6.0	5.9	5.9	-	6.8	6.8	6.8	-	7.7	7.7	7.7	-	8.7	8.7	8.7	-	9.9	9.9	9.9	-
	HI/PR	249	250	252	-	288	290	291	-	330	331	333	-	374	375	377	-	422	423	425	-	474	475	476	-
	LO/PR	123	124	128	-	130	132	135	-	137	139	142	-	143	144	147	-	148	150	153	-	155	157	160	-
	MBh	23.9	24.2	25.0	-	23.7	24.0	24.7	-	23.1	23.4	24.1	-	22.0	22.3	23.1	-	20.7	21.0	21.7	-	19.5	19.8	20.6	-
	S/T	0.67	0.59	0.44	-	0.67	0.59	0.45	-	0.70	0.62	0.48	-	1.00	0.64	0.50	-	1.00	0.66	0.52	-	1.00	0.72	0.58	-
	ΔT	18	16	13	-	18	16	13	-	18	16	13	-	18	16	13	-	18	16	13	-	19	17	14	-
	kW	1.41	1.41	1.41	-	1.58	1.58	1.58	-	1.77	1.76	1.76	-	1.97	1.96	1.96	-	2.19	2.19	2.19	-	2.45	2.45	2.45	-
	Amps	5.2	5.2	5.2	-	6.0	6.0	6.0	-	6.8	6.8	6.8	-	7.8	7.8	7.7	-	8.8	8.8	8.8	-	10.0	10.0	10.0	-
HI/PR	251	252	254	-	290	292	293	-	332	333	335	-	376	377	379	-	424	426	427	-	476	477	479	-	
LO/PR	125	126	129	-	132	134	137	-	139	140	143	-	144	146	149	-	150	151	154	-	157	158	161	-	
MBh	24.1	24.5	25.2	-	23.9	24.2	25.0	-	23.3	23.6	24.3	-	22.2	22.6	23.3	-	20.9	21.2	22.0	-	19.7	20.1	20.8	-	
S/T	0.71	0.62	0.48	-	0.71	0.63	0.49	-	0.74	0.66	0.51	-	1.00	0.68	0.53	-	1.00	0.70	0.56	-	1.00	0.76	0.61	-	
ΔT	17	16	12	-	17	15	12	-	17	16	13	-	17	15	12	-	17	15	12	-	18	16	13	-	
kW	1.42	1.42	1.42	-	1.59	1.58	1.58	-	1.77	1.77	1.77	-	1.97	1.97	1.97	-	2.20	2.19	2.19	-	2.46	2.46	2.45	-	
Amps	5.3	5.3	5.2	-	6.0	6.0	6.0	-	6.9	6.9	6.8	-	7.8	7.8	7.8	-	8.8	8.8	8.8	-	10.0	10.0	10.0	-	
HI/PR	252	253	255	-	292	293	295	-	333	334	336	-	378	379	381	-	426	427	429	-	477	478	480	-	
LO/PR	126	127	130	-	133	135	138	-	140	141	145	-	145	147	150	-	151	152	156	-	158	159	163	-	
75	MBh	23.7	24.0	24.7	25.8	23.5	23.8	24.5	25.6	22.8	23.2	23.9	25.0	21.8	22.1	22.8	23.9	20.5	20.8	21.5	22.6	19.3	19.6	20.3	21.4
	S/T	0.73	0.65	0.50	0.35	0.73	0.65	0.51	0.36	1.00	0.68	0.54	0.39	1.00	0.70	0.56	0.41	1.00	0.72	0.58	0.43	1.00	1.00	0.64	0.48
	ΔT	23	21	18	15	23	21	18	14	23	21	18	15	23	21	18	14	22	21	17	14	23	22	19	15
	kW	1.40	1.40	1.40	1.41	1.57	1.57	1.57	1.58	1.76	1.75	1.75	1.76	1.96	1.95	1.95	1.96	2.18	2.18	2.18	2.19	2.44	2.44	2.44	2.45
	Amps	5.2	5.2	5.2	5.2	5.9	5.9	5.9	6.0	6.8	6.8	6.8	6.8	7.7	7.7	7.7	7.8	8.7	8.7	8.7	8.8	9.9	9.9	9.9	10.0
	HI/PR	249	250	252	256	289	290	291	296	330	331	333	337	375	376	377	382	423	424	425	430	474	475	477	481
	LO/PR	123	125	128	133	131	132	135	140	137	139	142	147	143	144	147	153	148	150	153	158	155	157	160	165
	MBh	23.9	24.3	25.0	26.1	23.7	24.0	24.8	25.8	23.1	23.4	24.1	25.2	22.0	22.4	23.1	24.2	20.7	21.1	21.8	22.8	19.5	19.9	20.6	21.7
	S/T	0.80	0.72	0.58	0.43	0.81	0.73	0.59	0.44	1.00	0.76	0.61	0.46	1.00	0.78	0.63	0.48	1.00	0.80	0.66	0.51	1.00	1.00	0.71	0.56
	ΔT	22	20	17	13	21	20	17	13	22	20	17	14	21	20	17	13	21	20	16	13	22	21	17	14
	kW	1.41	1.41	1.41	1.42	1.58	1.58	1.58	1.59	1.76	1.76	1.76	1.77	1.96	1.96	1.96	1.97	2.19	2.19	2.18	2.20	2.45	2.45	2.45	2.46
	Amps	5.2	5.2	5.2	5.3	6.0	6.0	6.0	6.0	6.8	6.8	6.8	6.9	7.8	7.7	7.7	7.8	8.8	8.8	8.8	8.8	10.0	10.0	10.0	10.0
HI/PR	251	252	254	258	291	292	294	298	332	333	335	339	377	378	379	384	425	426	427	432	476	477	479	483	
LO/PR	125	126	129	135	132	134	137	142	139	140	143	149	144	146	149	154	150	151	154	160	157	158	161	167	
MBh	24.1	24.5	25.2	26.3	23.9	24.3	25.0	26.1	23.3	23.6	24.3	25.4	22.2	22.6	23.3	24.4	20.9	21.3	22.0	23.1	19.7	20.1	20.8	21.9	
S/T	0.84	0.76	0.62	0.47	1.00	0.77	0.62	0.47	1.00	0.79	0.65	0.50	1.00	0.82	0.67	0.52	1.00	0.84	0.69	0.54	1.00	1.00	0.75	0.60	
ΔT	21	19	16	13	21	19	16	13	21	19	16	13	21	19	16	13	21	19	16	13	22	20	17	14	
kW	1.42	1.42	1.41	1.43	1.58	1.58	1.58	1.59	1.77	1.77	1.77	1.78	1.97	1.97	1.97	1.98	2.19	2.19	2.19	2.20	2.46	2.46	2.45	2.47	
Amps	5.3	5.2	5.2	5.3	6.0	6.0	6.0	6.1	6.9	6.9	6.8	6.9	7.8	7.8	7.8	7.8	8.8	8.8	8.8	8.8	10.0	10.0	10.0	10.0	
HI/PR	253	254	255	260	292	293	295	299	333	335	336	341	378	379	381	385	426	427	429	433	477	478	480	484	
LO/PR	126	127	130	136	133	135	138	143	140	141	145	150	146	147	150	155	151	153	156	161	158	159	163	168	

IDB: Entering Indoor Dry Bulb Temperature
 High and low pressures are measured at the liquid and suction service valves.
 Shaded area reflects ACCA (TVA) Rating Conditions.
 kW = Total system power
 Amps = Outdoor unit amps (compressor + fan)

EXPANDED COOLING DATA — GSZ140241K* + ARUF25B14** + TXV (CONT.)

IDB	AIRFLOW	OUTDOOR AMBIENT TEMPERATURE												ENTERING INDOOR WET BULB TEMPERATURE											
		65°F				75°F				85°F				95°F				105°F				115°F			
		59	63	67	71	59	63	67	71	59	63	67	71	59	63	67	71	59	63	67	71	59	63	67	71
80	MBh	23.8	24.1	24.8	25.9	23.6	23.9	24.6	25.7	23.0	23.3	24.0	25.1	21.9	22.2	22.9	24.0	20.6	20.9	21.6	22.7	19.4	19.7	20.4	21.5
	S/T	1.00	0.78	0.64	0.49	1.00	0.79	0.64	0.49	1.00	0.81	0.67	0.52	1.00	0.83	0.69	0.54	1.00	1.00	0.71	0.56	1.00	1.00	0.77	0.62
	ΔT	26	25	22	18	26	25	21	18	27	25	22	18	26	25	21	18	26	24	21	18	27	25	22	19
	kW	1.41	1.40	1.40	1.41	1.57	1.57	1.57	1.58	1.76	1.76	1.75	1.76	1.96	1.96	1.95	1.97	2.18	2.18	2.18	2.19	2.44	2.44	2.44	2.45
	Amps	5.2	5.2	5.2	5.2	6.0	5.9	5.9	6.0	6.8	6.8	6.8	6.8	7.7	7.7	7.7	7.8	8.7	8.7	8.7	8.8	9.9	9.9	9.9	10.0
	LOPR	250	251	252	257	289	290	292	296	330	332	333	338	375	376	378	382	423	424	426	430	474	475	477	482
80	MBh	24.0	24.4	25.1	26.2	23.8	24.2	24.9	26.0	23.2	23.6	24.3	25.3	22.1	22.5	23.2	24.3	20.8	21.2	21.9	23.0	19.6	20.0	20.7	21.8
	S/T	1.00	0.86	0.71	0.56	1.00	0.86	0.72	0.57	1.00	0.89	0.75	0.59	1.00	1.00	0.77	0.62	1.00	1.00	0.79	0.64	1.00	1.00	0.84	0.69
	ΔT	25	24	20	17	25	24	20	17	25	24	21	17	25	24	20	17	25	23	20	17	26	24	21	18
	kW	1.41	1.41	1.41	1.42	1.58	1.58	1.58	1.59	1.77	1.76	1.76	1.77	1.97	1.96	1.96	1.97	2.19	2.19	2.19	2.20	2.45	2.45	2.45	2.46
	Amps	5.2	5.2	5.2	5.3	6.0	6.0	6.0	6.0	6.8	6.8	6.8	6.9	7.8	7.8	7.7	7.8	8.8	8.8	8.8	8.8	10.0	10.0	10.0	10.0
	LOPR	252	253	255	259	291	292	294	298	333	334	335	340	377	378	380	384	425	426	428	432	476	477	479	484
870	MBh	24.3	24.6	25.3	26.4	24.0	24.4	25.1	26.2	23.4	23.8	24.5	25.6	22.4	22.7	23.4	24.5	21.0	21.4	22.1	23.2	19.9	20.2	20.9	22.0
	S/T	1.00	0.89	0.75	0.60	1.00	0.90	0.76	0.61	1.00	0.93	0.78	0.63	1.00	1.00	0.80	0.65	1.00	1.00	0.83	0.68	1.00	1.00	0.88	0.73
	ΔT	25	23	20	17	25	23	20	17	25	23	20	17	25	23	20	16	24	23	20	16	25	24	21	17
	kW	1.42	1.42	1.42	1.43	1.59	1.58	1.58	1.59	1.77	1.77	1.77	1.78	1.97	1.97	1.97	1.98	2.19	2.19	2.19	2.20	2.46	2.46	2.45	2.47
	Amps	5.3	5.3	5.2	5.3	6.0	6.0	6.0	6.1	6.9	6.9	6.8	6.9	7.8	7.8	7.8	7.8	8.8	8.8	8.8	8.8	10.0	10.0	10.0	10.0
	LOPR	253	254	256	260	293	294	295	300	334	335	337	341	378	380	381	386	426	428	429	434	478	479	481	485
85	MBh	24.2	24.5	25.2	26.3	24.0	24.3	25.0	26.1	23.4	23.7	24.4	25.5	22.3	22.6	23.3	24.4	21.0	21.3	22.0	23.1	19.8	20.1	20.8	21.9
	S/T	1.00	0.89	0.74	0.59	1.00	0.89	0.75	0.60	1.00	1.00	0.78	0.63	1.00	1.00	0.80	0.65	1.00	1.00	0.82	0.67	1.00	1.00	1.00	0.72
	ΔT	30	28	25	22	30	28	25	22	30	28	25	22	30	28	25	21	29	28	25	21	30	29	26	22
	kW	1.41	1.41	1.40	1.42	1.57	1.57	1.57	1.58	1.76	1.76	1.76	1.77	1.96	1.96	1.96	1.97	2.18	2.18	2.18	2.19	2.45	2.45	2.44	2.45
	Amps	5.2	5.2	5.2	5.2	6.0	6.0	6.0	6.0	6.8	6.8	6.8	6.9	7.7	7.7	7.7	7.8	8.8	8.7	8.7	8.8	10.0	10.0	9.9	10.0
	LOPR	251	252	254	258	290	291	293	297	332	333	334	339	376	377	379	383	424	425	427	431	475	477	478	483
800	MBh	24.5	24.8	25.5	26.6	24.2	24.6	25.3	26.4	23.6	24.0	24.7	25.7	22.5	22.9	23.6	24.7	21.2	21.6	22.3	23.4	20.0	20.4	21.1	22.2
	S/T	1.00	0.96	0.82	0.67	1.00	1.00	0.83	0.68	1.00	1.00	0.85	0.70	1.00	1.00	0.87	0.72	1.00	1.00	0.90	0.75	1.00	1.00	1.00	0.80
	ΔT	29	27	24	20	29	27	24	20	29	27	24	21	29	27	24	20	28	27	23	20	29	28	25	21
	kW	1.42	1.42	1.41	1.43	1.58	1.58	1.58	1.59	1.77	1.77	1.76	1.78	1.97	1.97	1.96	1.98	2.19	2.19	2.19	2.20	2.46	2.45	2.45	2.46
	Amps	5.2	5.2	5.2	5.3	6.0	6.0	6.0	6.0	6.9	6.8	6.8	6.9	7.8	7.8	7.8	7.8	8.8	8.8	8.8	8.8	10.0	10.0	10.0	10.0
	LOPR	253	254	256	260	292	293	295	300	334	335	337	341	378	379	381	385	426	427	429	433	478	479	480	485
870	MBh	24.7	25.0	25.7	26.8	24.4	24.8	25.5	26.6	23.8	24.2	24.9	26.0	22.8	23.1	23.8	24.9	21.4	21.8	22.5	23.6	20.3	20.6	21.3	22.4
	S/T	1.00	1.00	0.86	0.71	1.00	1.00	0.86	0.71	1.00	1.00	0.89	0.74	1.00	1.00	0.91	0.76	1.00	1.00	0.93	0.78	1.00	1.00	1.00	0.84
	ΔT	28	26	23	20	28	26	23	20	28	26	23	20	28	26	23	20	28	26	23	20	29	27	24	21
	kW	1.42	1.42	1.42	1.43	1.59	1.59	1.58	1.60	1.77	1.77	1.77	1.78	1.97	1.97	1.97	1.98	2.20	2.20	2.19	2.21	2.46	2.46	2.46	2.47
	Amps	5.3	5.3	5.3	5.3	6.0	6.0	6.0	6.1	6.9	6.9	6.9	6.9	7.8	7.8	7.8	7.8	8.8	8.8	8.8	8.9	10.0	10.0	10.0	10.1
	LOPR	254	255	257	261	294	295	297	301	335	336	338	342	380	381	382	387	428	429	430	435	479	480	482	486

IDB	AIRFLOW	OUTDOOR AMBIENT TEMPERATURE												ENTERING INDOOR WET BULB TEMPERATURE											
		65°F				75°F				85°F				95°F				105°F				115°F			
		59	63	67	71	59	63	67	71	59	63	67	71	59	63	67	71	59	63	67	71	59	63	67	71
700	MBh	24.2	24.5	25.2	26.3	24.0	24.3	25.0	26.1	23.4	23.7	24.4	25.5	22.3	22.6	23.3	24.4	21.0	21.3	22.0	23.1	19.8	20.1	20.8	21.9
	S/T	1.00	0.89	0.74	0.59	1.00	0.89	0.75	0.60	1.00	1.00	0.78	0.63	1.00	1.00	0.80	0.65	1.00	1.00	0.82	0.67	1.00	1.00	1.00	0.72
	ΔT	30	28	25	22	30	28	25	22	30	28	25	22	30	28	25	21	29	28	25	21	30	29	26	22
	kW	1.41	1.41	1.40	1.42	1.57	1.57	1.57	1.58	1.76	1.76	1.76	1.77	1.96	1.96	1.96	1.97	2.18	2.18	2.18	2.19	2.45	2.45	2.44	2.45
	Amps	5.2	5.2	5.2	5.2	6.0	6.0	6.0	6.0	6.8	6.8	6.8	6.9	7.7	7.7	7.7	7.8	8.8	8.7	8.7	8.8	10.0	10.0	9.9	10.0
	LOPR	251	252	254	258	290	291	293	297	332	333	334	339	376	377	379	383	424	425	427	431	475	477	478	483
800	MBh	24.5	24.8	25.5	26.6	24.2	24.6	25.3	26.4	23.6	24.0	24.7	25.7	22.5	22.9	23.6	24.7	21.2	21.6	22.3	23.4	20.0	20.4	21.1	22.2
	S/T	1.00	0.96	0.82	0.67	1.00	1.00	0.83	0.68	1.00	1.00	0.85	0.70	1.00	1.00	0.87	0.72	1.00	1.00	0.90	0.75	1.00	1.00	1.00	0.80
	ΔT	29	27	24	20	29	27	24	20	29	27	24	21	29	27	24	20	28	27	23	20	29	28	25	21
	kW	1.42	1.42	1.41	1.43	1.58	1.58	1.58	1.59	1.77	1.77	1.76	1.78	1.97	1.97	1.96	1.98	2.19	2.19	2.19	2.20	2.46	2.45	2.45	2.46
	Amps	5.2	5.2	5.2	5.3	6.0	6.0	6.0	6.0	6.9	6.8	6.8	6.9	7.8	7.8	7.8	7.8	8.8	8.8	8.8	8.8	10.0	10.0	10.0	10.0
	LOPR	253	254	256	260	292	293	295	300	334	335	337	341	378	379	381	385	426	427	429	433	478	479	480	485
870	MBh	24.7	25.0	25.7	26.8	24.4	24.8	25.5	26.6	23.8	24.2	24.9	26.0	22.8	23.1	23.8	24.9	21.4	21.8	22.5	23.6	20.3	20.6	21.3	22.4
	S/T	1.00	1.00	0.86	0.71	1.00	1.00	0.86	0.71	1.00	1.00	0.89	0.74	1.00	1.00	0.91	0.76	1.00	1.00	0.93	0.78	1.00	1.00	1.00	0.84
	ΔT	28	26	23	20	28	26	23	20	28	26	23	20	28	26	23	20	28	26	23	20	29	27	24	21
	kW	1.42	1.42	1.42	1.43	1.59	1.59	1.58	1.60	1.77	1.77	1.77	1.78	1.97	1.97	1.97	1.98	2.20	2.20						

IDB	AIRFLOW	OUTDOOR AMBIENT TEMPERATURE												ENTERING INDOOR WET BULB TEMPERATURE											
		65°F				75°F				85°F				95°F				105°F				115°F			
		59	63	67	71	59	63	67	71	59	63	67	71	59	63	67	71	59	63	67	71	59	63	67	71
70	MBh	23.3	23.6	24.3	-	23.1	23.4	24.1	-	22.4	22.8	23.5	-	21.4	21.7	22.4	-	20.1	20.4	21.1	-	18.9	19.3	20.0	-
	S/T	0.60	0.52	0.38	-	0.61	0.53	0.38	-	0.64	0.56	0.41	-	1.00	0.58	0.43	-	1.00	0.60	0.46	-	1.00	0.65	0.51	-
	ΔT	19	17	14	-	19	17	14	-	19	18	14	-	19	17	14	-	19	17	14	-	20	18	15	-
	kW	1.47	1.47	1.46	-	1.63	1.63	1.62	-	1.81	1.81	1.81	-	2.01	2.00	2.00	-	2.22	2.22	2.22	-	2.48	2.48	2.48	-
	Amps	5.3	5.3	5.3	-	6.0	6.0	6.0	-	6.8	6.8	6.8	-	7.7	7.7	7.7	-	8.7	8.7	8.7	-	9.9	9.9	9.9	-
	HI PR	243	244	246	-	282	283	285	-	322	323	325	-	366	367	368	-	412	414	415	-	463	464	465	-
	LO PR	124	126	129	-	132	133	137	-	139	140	143	-	144	146	149	-	150	151	155	-	157	158	161	-
	MBh	23.5	23.9	24.6	-	23.3	23.6	24.3	-	22.7	23.0	23.7	-	21.7	22.0	22.7	-	20.4	20.7	21.4	-	19.2	19.5	20.2	-
	S/T	0.68	0.60	0.45	-	0.69	0.60	0.46	-	0.71	0.63	0.49	-	1.00	0.65	0.51	-	1.00	0.68	0.53	-	1.00	0.73	0.59	-
	ΔT	18	16	13	-	18	16	13	-	18	16	13	-	18	16	13	-	18	16	13	-	19	17	14	-
	kW	1.48	1.47	1.47	-	1.64	1.64	1.63	-	1.82	1.82	1.81	-	2.01	2.01	2.01	-	2.23	2.23	2.23	-	2.49	2.49	2.49	-
	Amps	5.3	5.3	5.3	-	6.1	6.1	6.0	-	6.9	6.9	6.9	-	7.8	7.8	7.8	-	8.8	8.8	8.8	-	10.0	10.0	9.9	-
HI PR	245	246	248	-	284	285	287	-	324	325	327	-	368	369	370	-	415	416	417	-	465	466	467	-	
LO PR	126	128	131	-	134	135	138	-	140	142	145	-	146	147	151	-	151	153	156	-	158	160	163	-	
MBh	23.7	24.0	24.7	-	23.5	23.8	24.5	-	22.9	23.2	23.9	-	21.8	22.2	22.9	-	20.6	20.9	21.6	-	19.4	19.7	20.4	-	
S/T	0.71	0.63	0.48	-	0.72	0.64	0.49	-	0.74	0.66	0.52	-	1.00	0.68	0.54	-	1.00	0.71	0.56	-	1.00	0.76	0.62	-	
ΔT	17	16	13	-	17	16	12	-	18	16	13	-	17	16	12	-	17	15	12	-	18	16	13	-	
kW	1.48	1.48	1.48	-	1.64	1.64	1.64	-	1.82	1.82	1.82	-	2.02	2.02	2.01	-	2.24	2.24	2.23	-	2.49	2.49	2.49	-	
Amps	5.3	5.3	5.3	-	6.1	6.1	6.1	-	6.9	6.9	6.9	-	7.8	7.8	7.8	-	8.8	8.8	8.8	-	10.0	10.0	10.0	-	
HI PR	246	247	249	-	285	286	288	-	325	326	328	-	369	370	372	-	416	417	418	-	466	467	468	-	
LO PR	127	129	132	-	135	136	139	-	141	143	146	-	147	148	152	-	152	154	157	-	159	161	164	-	
75	MBh	23.3	23.6	24.3	25.4	23.1	23.4	24.1	25.2	22.5	22.8	23.5	24.6	21.4	21.7	22.4	23.5	20.1	20.5	21.2	22.2	19.0	19.3	20.0	21.0
	S/T	0.74	0.66	0.51	0.36	0.75	0.67	0.52	0.37	1.00	0.69	0.55	0.40	1.00	0.71	0.57	0.42	1.00	0.74	0.59	0.44	1.00	1.00	0.65	0.50
	ΔT	23	21	18	15	23	21	18	15	23	21	18	15	23	21	18	15	22	21	18	14	24	22	19	15
	kW	1.47	1.46	1.46	1.47	1.63	1.63	1.62	1.64	1.81	1.81	1.80	1.82	2.00	2.00	2.00	2.01	2.22	2.22	2.22	2.23	2.48	2.48	2.48	2.49
	Amps	5.3	5.3	5.3	5.3	6.0	6.0	6.0	6.1	6.8	6.8	6.8	6.9	7.7	7.7	7.7	7.8	8.7	8.7	8.7	8.8	9.9	9.9	9.9	10.0
	HI PR	243	244	246	250	282	283	285	289	322	323	325	329	366	367	369	373	413	414	415	420	463	464	466	470
	LO PR	124	126	129	134	132	134	137	142	139	140	143	149	144	146	149	154	150	151	155	160	157	158	161	167
	MBh	23.5	23.9	24.6	25.6	23.3	23.7	24.4	25.4	22.7	23.1	23.8	24.8	21.7	22.0	22.7	23.8	20.4	20.7	21.4	22.5	19.2	19.5	20.2	21.3
	S/T	0.82	0.74	0.59	0.44	1.00	0.74	0.60	0.44	1.00	0.77	0.62	0.47	1.00	0.79	0.64	0.49	1.00	0.81	0.67	0.52	1.00	1.00	0.72	0.57
	ΔT	22	20	17	14	22	20	17	13	22	20	17	14	22	20	17	13	21	20	17	13	22	21	18	14
	kW	1.47	1.47	1.47	1.48	1.64	1.64	1.63	1.65	1.82	1.82	1.81	1.83	2.01	2.01	2.01	2.02	2.23	2.23	2.23	2.24	2.49	2.49	2.48	2.50
	Amps	5.3	5.3	5.3	5.4	6.1	6.0	6.0	6.1	6.9	6.9	6.9	6.9	7.8	7.8	7.8	7.8	8.8	8.8	8.8	8.8	10.0	9.9	9.9	10.0
HI PR	245	246	248	252	284	285	287	291	324	325	327	331	368	369	371	375	415	416	418	422	465	466	468	472	
LO PR	126	128	131	136	134	135	138	144	140	142	145	150	146	147	151	156	151	153	156	162	158	160	163	168	
MBh	23.7	24.1	24.8	25.8	23.5	23.8	24.5	25.6	22.9	23.2	23.9	25.0	21.8	22.2	22.9	23.9	20.6	20.9	21.6	22.7	19.4	19.7	20.4	21.5	
S/T	0.85	0.77	0.62	0.47	1.00	0.77	0.63	0.48	1.00	0.80	0.66	0.50	1.00	0.82	0.68	0.52	1.00	0.84	0.70	0.55	1.00	1.00	0.75	0.60	
ΔT	21	19	16	13	21	19	16	13	21	20	16	13	21	19	16	13	21	19	16	13	22	20	17	14	
kW	1.48	1.48	1.48	1.49	1.64	1.64	1.64	1.65	1.82	1.82	1.82	1.83	2.02	2.02	2.01	2.03	2.24	2.24	2.23	2.24	2.49	2.49	2.49	2.50	
Amps	5.3	5.3	5.3	5.4	6.1	6.1	6.1	6.1	6.9	6.9	6.9	6.9	7.8	7.8	7.8	7.8	8.8	8.8	8.8	8.8	10.0	10.0	10.0	10.0	
HI PR	247	248	249	254	285	286	288	292	326	327	328	333	369	370	372	376	416	417	419	423	466	467	469	473	
LO PR	127	129	132	137	135	136	139	145	141	143	146	151	147	149	152	157	153	154	157	163	159	161	164	170	

IDB: Entering Indoor Dry Bulb Temperature
 High and low pressures are measured at the liquid and suction service valves.
 Shaded area reflects ACCA (TVA) Rating Conditions.
 kW = Total system power
 Amps = Outdoor unit amps (compressor + fan)

EXPANDED COOLING DATA — GSZ140241L* + ARUF25B14** + TXV (CONT.)

IDB	AIRFLOW	OUTDOOR AMBIENT TEMPERATURE												ENTERING INDOOR WET BULB TEMPERATURE											
		65°F				75°F				85°F				95°F				105°F				115°F			
		59	63	67	71	59	63	67	71	59	63	67	71	59	63	67	71	59	63	67	71	59	63	67	71
80	MBh	23.4	23.7	24.4	25.5	23.2	23.5	24.2	25.3	22.6	22.9	23.6	24.7	21.5	21.9	22.6	23.6	20.2	20.6	21.3	22.3	19.1	19.4	20.1	21.2
	S/T	1.00	0.79	0.65	0.50	1.00	0.80	0.66	0.50	1.00	0.83	0.68	0.53	1.00	1.00	0.70	0.55	1.00	1.00	0.73	0.57	1.00	1.00	0.78	0.63
	ΔT	27	25	22	18	26	25	22	18	27	25	22	19	26	25	22	18	26	25	21	18	27	26	22	19
	kW	1.47	1.47	1.46	1.48	1.63	1.63	1.62	1.64	1.81	1.81	1.81	1.82	2.01	2.00	2.00	2.01	2.22	2.22	2.22	2.23	2.48	2.48	2.48	2.49
	Amps	5.3	5.3	5.3	5.3	6.0	6.0	6.0	6.1	6.8	6.8	6.8	6.9	7.7	7.7	7.7	7.8	8.7	8.7	8.7	8.8	9.9	9.9	9.9	10.0
	HI/PR	244	245	247	251	282	283	285	289	323	324	326	330	366	367	369	373	413	414	416	420	463	464	466	470
LO/PR	125	126	130	135	133	134	137	143	139	141	144	149	145	146	150	155	150	152	155	160	157	159	162	167	
80	MBh	23.7	24.0	24.7	25.8	23.5	23.8	24.5	25.6	22.8	23.2	23.9	24.9	21.8	22.1	22.8	23.9	20.5	20.8	21.5	22.6	19.3	19.7	20.4	21.4
	S/T	1.00	0.87	0.72	0.57	1.00	0.88	0.73	0.58	1.00	0.90	0.76	0.61	1.00	1.00	0.78	0.63	1.00	1.00	0.80	0.65	1.00	1.00	0.86	0.70
	ΔT	25	24	21	17	25	24	21	17	26	24	21	17	25	24	21	17	25	23	20	17	26	25	21	18
	kW	1.48	1.47	1.47	1.48	1.64	1.64	1.63	1.65	1.82	1.82	1.81	1.83	2.01	2.01	2.01	2.02	2.23	2.23	2.23	2.24	2.49	2.49	2.49	2.50
	Amps	5.3	5.3	5.3	5.4	6.1	6.1	6.0	6.1	6.9	6.9	6.9	6.9	7.8	7.8	7.8	7.8	8.8	8.8	8.8	8.8	10.0	10.0	10.0	10.0
	HI/PR	246	247	249	253	284	285	287	291	325	326	328	332	368	369	371	375	415	416	418	422	465	466	468	472
LO/PR	127	128	131	137	134	136	139	144	141	142	146	151	146	148	151	157	152	154	157	162	159	160	164	169	
870	MBh	23.8	24.2	24.9	25.9	23.6	24.0	24.7	25.7	23.0	23.4	24.1	25.1	22.0	22.3	23.0	24.1	20.7	21.0	21.7	22.8	19.5	19.8	20.5	21.6
	S/T	1.00	0.90	0.76	0.60	1.00	0.91	0.76	0.61	1.00	0.93	0.79	0.64	1.00	1.00	0.81	0.66	1.00	1.00	0.83	0.68	1.00	1.00	0.89	0.74
	ΔT	25	23	20	17	25	23	20	17	25	23	20	17	25	23	20	17	25	23	20	16	26	24	21	18
	kW	1.48	1.48	1.48	1.49	1.64	1.64	1.64	1.65	1.82	1.82	1.82	1.83	2.02	2.02	2.02	2.03	2.24	2.24	2.23	2.25	2.49	2.49	2.49	2.50
	Amps	5.3	5.3	5.3	5.4	6.1	6.1	6.1	6.1	6.9	6.9	6.9	6.9	7.8	7.8	7.8	7.8	8.8	8.8	8.8	8.8	10.0	10.0	10.0	10.0
	HI/PR	247	248	250	254	286	287	288	293	326	327	329	333	369	371	372	376	416	417	419	423	466	467	469	473
LO/PR	128	129	132	138	135	137	140	145	142	143	147	152	148	149	152	158	153	155	158	163	160	162	165	170	

700	MBh	23.8	24.1	24.8	25.9	23.6	23.9	24.6	25.7	23.0	23.3	24.0	25.1	21.9	22.3	23.0	24.0	20.6	21.0	21.7	22.7	19.5	19.8	20.5	21.6
	S/T	1.00	0.90	0.76	0.60	1.00	1.00	0.76	0.61	1.00	1.00	0.79	0.64	1.00	1.00	0.81	0.66	1.00	1.00	0.83	0.68	1.00	1.00	1.00	0.74
	ΔT	30	28	25	22	30	28	25	22	30	28	25	22	30	28	25	22	30	28	25	21	31	29	26	22
	kW	1.47	1.47	1.47	1.48	1.63	1.63	1.63	1.64	1.81	1.81	1.81	1.82	2.01	2.01	2.00	2.02	2.23	2.23	2.22	2.24	2.48	2.48	2.48	2.49
	Amps	5.3	5.3	5.3	5.3	6.0	6.0	6.0	6.1	6.9	6.9	6.9	6.9	7.8	7.7	7.7	7.8	8.8	8.8	8.7	8.8	9.9	9.9	9.9	10.0
	HI/PR	245	246	248	252	284	285	286	291	324	325	327	331	367	368	370	374	414	415	417	421	464	465	467	471
LO/PR	127	128	132	137	134	136	139	144	141	143	146	151	147	148	151	157	152	154	157	162	159	161	164	169	
800	MBh	24.1	24.4	25.1	26.2	23.8	24.2	24.9	25.9	23.2	23.6	24.3	25.3	22.2	22.5	23.2	24.3	20.9	21.2	21.9	23.0	19.7	20.1	20.8	21.8
	S/T	1.00	0.98	0.83	0.68	1.00	1.00	0.84	0.69	1.00	1.00	0.87	0.71	1.00	1.00	0.89	0.73	1.00	1.00	1.00	0.76	1.00	1.00	1.00	0.81
	ΔT	29	27	24	21	29	27	24	21	29	27	24	21	29	27	24	21	29	27	24	20	30	28	25	21
	kW	1.48	1.48	1.47	1.49	1.64	1.64	1.64	1.65	1.82	1.82	1.82	1.83	2.02	2.02	2.01	2.03	2.24	2.23	2.23	2.24	2.49	2.49	2.49	2.50
	Amps	5.3	5.3	5.3	5.4	6.1	6.1	6.1	6.1	6.9	6.9	6.9	6.9	7.8	7.8	7.8	7.8	8.8	8.8	8.8	8.8	10.0	10.0	10.0	10.0
	HI/PR	247	248	250	254	286	287	288	293	326	327	329	333	369	371	372	376	416	417	419	423	466	467	469	473
LO/PR	128	130	133	138	136	138	141	146	143	144	147	153	148	150	153	158	154	155	159	164	161	162	166	171	
870	MBh	24.2	24.6	25.3	26.3	24.0	24.4	25.1	26.1	23.4	23.7	24.4	25.5	22.4	22.7	23.4	24.5	21.1	21.4	22.1	23.2	19.9	20.2	20.9	22.0
	S/T	1.00	1.00	0.86	0.71	1.00	1.00	0.87	0.72	1.00	1.00	0.90	0.75	1.00	1.00	0.92	0.77	1.00	1.00	1.00	0.79	1.00	1.00	1.00	0.84
	ΔT	28	27	23	20	28	27	23	20	28	27	24	20	28	26	23	20	28	26	23	20	29	27	24	21
	kW	1.48	1.48	1.48	1.49	1.65	1.64	1.64	1.65	1.83	1.82	1.82	1.83	2.02	2.02	2.02	2.03	2.24	2.24	2.24	2.25	2.50	2.50	2.49	2.51
	Amps	5.4	5.3	5.3	5.4	6.1	6.1	6.1	6.1	6.9	6.9	6.9	7.0	7.8	7.8	7.8	7.9	8.8	8.8	8.8	8.9	10.0	10.0	10.0	10.0
	HI/PR	248	249	251	255	287	288	289	294	327	328	330	334	371	372	373	378	417	419	420	425	468	469	470	475
LO/PR	129	131	134	140	137	139	142	147	144	145	148	154	149	151	154	159	155	156	160	165	162	163	167	172	

IDB: Entering Indoor Dry Bulb Temperature
 High and low pressures are measured at the liquid and suction service valves.
 Shaded area reflects AHRI Rating Conditions.
 kW = Total system power
 Amps = Outdoor unit amps (compressor + fan)

IDB	Airflow	Outdoor Ambient Temperature												115°F																				
		65°F						75°F						85°F						95°F						105°F								
		59	63	67	71	59	63	67	71	59	63	67	71	59	63	67	71	59	63	67	71	59	63	67	71	59	63	67	71					
70	700	MBh	23.3	23.6	24.3	24.1	23.1	23.4	24.1	-	22.5	22.8	23.5	-	21.4	21.7	22.4	-	20.1	20.4	21.1	-	18.9	19.3	20.0	-	20.1	20.4	21.1	-	18.9	19.3	20.0	-
		S/T	0.61	0.52	0.38	0.39	0.61	0.53	0.39	-	0.64	0.56	0.41	-	0.66	0.58	0.43	-	1.00	0.60	0.46	-	1.00	0.66	0.51	-	1.00	0.60	0.46	-	1.00	0.66	0.51	-
		ΔT	64	58	47	47	64	58	47	-	64	59	48	-	64	58	47	-	63	57	46	-	66	61	50	-	63	57	46	-	66	61	50	-
		kW	1.46	1.45	1.45	1.45	1.62	1.62	1.62	-	1.81	1.80	1.80	-	2.01	2.00	2.00	-	2.23	2.23	2.23	-	2.49	2.49	2.49	-	2.23	2.23	2.23	-	2.49	2.49	2.49	-
		Amps	5.4	5.4	5.4	5.4	6.2	6.2	6.2	-	7.0	7.0	7.0	-	7.9	7.9	7.9	-	9.0	9.0	9.0	-	10.2	10.2	10.2	-	9.0	9.0	9.0	-	10.2	10.2	10.2	-
		Hi PR	242	243	245	245	280	281	283	-	280	281	283	-	364	365	367	-	410	411	413	-	460	461	463	-	410	411	413	-	460	461	463	-
	Lo PR	123	124	127	127	130	132	135	-	130	132	135	-	142	144	147	-	148	149	153	-	155	156	159	-	148	149	153	-	155	156	159	-	
	MBh	23.5	23.9	24.6	24.6	23.3	23.7	24.4	-	22.7	23.0	23.7	-	21.7	22.0	22.7	-	20.4	20.7	21.4	-	19.2	19.5	20.2	-	20.4	20.7	21.4	-	19.2	19.5	20.2	-	
	S/T	0.68	0.60	0.45	0.45	0.69	0.61	0.46	-	0.71	0.63	0.49	-	1.00	0.65	0.51	-	1.00	0.68	0.53	-	1.00	0.73	0.59	-	1.00	0.68	0.53	-	1.00	0.73	0.59	-	
	ΔT	60	54	44	44	60	54	44	-	61	55	44	-	60	54	44	-	59	54	43	-	63	57	46	-	59	54	43	-	63	57	46	-	
	kW	1.46	1.46	1.46	1.46	1.63	1.63	1.63	-	1.81	1.81	1.81	-	2.01	2.01	2.01	-	2.24	2.24	2.23	-	2.50	2.50	2.50	-	2.24	2.24	2.23	-	2.50	2.50	2.50	-	
	Amps	5.5	5.5	5.5	5.5	6.2	6.2	6.2	-	7.1	7.1	7.1	-	8.0	8.0	8.0	-	9.0	9.0	9.0	-	10.2	10.2	10.2	-	9.0	9.0	9.0	-	10.2	10.2	10.2	-	
Hi PR	244	245	247	247	282	283	285	-	282	283	285	-	366	367	369	-	412	413	415	-	462	463	465	-	412	413	415	-	462	463	465	-		
Lo PR	124	126	129	129	132	133	137	-	132	133	137	-	144	146	149	-	150	151	154	-	156	158	161	-	150	151	154	-	156	158	161	-		
MBh	23.7	24.0	24.7	24.7	23.5	23.8	24.5	-	22.9	23.2	23.9	-	21.8	22.2	22.9	-	20.6	20.9	21.6	-	19.4	19.7	20.4	-	20.6	20.9	21.6	-	19.4	19.7	20.4	-		
S/T	0.71	0.63	0.49	0.49	0.72	0.64	0.49	-	0.75	0.66	0.52	-	1.00	0.69	0.54	-	1.00	0.71	0.56	-	1.00	0.76	0.62	-	1.00	0.71	0.56	-	1.00	0.76	0.62	-		
ΔT	58	53	42	42	58	53	42	-	59	53	43	-	58	52	42	-	57	52	41	-	61	55	45	-	57	52	41	-	61	55	45	-		
kW	1.47	1.47	1.46	1.46	1.63	1.63	1.63	-	1.82	1.82	1.82	-	2.02	2.02	2.02	-	2.24	2.24	2.24	-	2.50	2.50	2.50	-	2.24	2.24	2.24	-	2.50	2.50	2.50	-		
Amps	5.5	5.5	5.5	5.5	6.2	6.2	6.2	-	7.1	7.1	7.1	-	8.0	8.0	8.0	-	9.0	9.0	9.0	-	10.2	10.2	10.2	-	9.0	9.0	9.0	-	10.2	10.2	10.2	-		
Hi PR	245	246	248	248	283	284	286	-	284	285	286	-	367	368	370	-	414	415	416	-	463	464	466	-	414	415	416	-	463	464	466	-		
Lo PR	125	127	130	130	133	134	138	-	140	141	144	-	145	147	150	-	151	152	155	-	157	159	162	-	151	152	155	-	157	159	162	-		
75	700	MBh	23.3	23.6	24.3	25.4	23.1	23.4	24.1	25.2	22.5	22.8	23.5	24.6	21.4	21.7	22.4	23.5	20.1	20.5	21.2	22.2	19.0	19.3	20.0	21.1	20.1	20.5	21.2	22.2	19.0	19.3	20.0	21.1
		S/T	0.74	0.66	0.52	0.36	0.75	0.67	0.52	0.37	1.00	0.70	0.55	0.40	1.00	0.72	0.57	0.42	1.00	0.74	0.60	0.44	1.00	1.00	0.65	0.50	1.00	0.74	0.60	0.44	1.00	1.00	0.65	0.50
		ΔT	76	71	60	49	76	70	60	49	77	71	61	50	76	70	60	49	75	70	59	48	79	73	63	52	75	70	59	48	79	73	63	52
		kW	1.45	1.45	1.45	1.46	1.62	1.62	1.62	1.63	1.80	1.80	1.80	1.81	2.00	2.00	2.00	2.01	2.23	2.23	2.22	2.24	2.49	2.49	2.49	2.50	2.23	2.23	2.22	2.24	2.49	2.49	2.49	2.50
		Amps	5.4	5.4	5.4	5.5	6.2	6.2	6.2	6.2	7.0	7.0	7.0	7.1	7.9	7.9	7.9	8.0	9.0	9.0	9.0	9.0	10.2	10.2	10.1	10.2	9.0	9.0	8.9	9.0	10.2	10.2	10.1	10.2
		Hi PR	242	243	245	249	281	282	283	288	321	322	323	328	364	365	367	371	411	412	413	418	460	461	463	467	411	412	413	418	460	461	463	467
	Lo PR	123	124	127	133	130	132	135	140	137	138	142	147	142	144	147	152	148	149	153	158	155	156	159	165	148	149	153	158	155	156	159	165	
	MBh	23.5	23.9	24.6	25.6	23.3	23.7	24.4	25.4	22.7	23.1	23.8	24.8	24.8	21.7	22.0	22.7	23.8	20.4	20.7	21.4	22.5	19.2	19.5	20.2	21.3	20.4	20.7	21.4	22.5	19.2	19.5	20.2	21.3
	S/T	0.82	0.74	0.59	0.44	0.83	0.74	0.60	0.45	1.00	0.77	0.63	0.47	1.00	0.79	0.65	0.49	1.00	0.82	0.67	0.52	0.52	1.00	1.00	0.73	0.57	1.00	0.82	0.67	0.52	1.00	1.00	0.73	0.57
	ΔT	73	67	56	45	73	67	56	45	73	68	57	46	73	67	56	45	72	66	55	44	75	70	59	48	72	66	55	44	75	70	59	48	
	kW	1.46	1.46	1.46	1.47	1.63	1.63	1.62	1.64	1.81	1.81	1.81	1.82	2.01	2.01	2.01	2.02	2.24	2.24	2.23	2.25	2.50	2.50	2.50	2.51	2.24	2.24	2.23	2.25	2.50	2.50	2.50	2.51	
	Amps	5.5	5.5	5.4	5.5	6.2	6.2	6.2	6.3	7.1	7.1	7.1	7.1	8.0	8.0	8.0	8.0	9.0	9.0	9.0	9.0	10.2	10.2	10.2	10.2	9.0	9.0	9.0	9.0	10.2	10.2	10.2	10.2	
Hi PR	244	245	247	251	283	284	285	290	323	324	325	330	366	367	369	373	413	414	415	420	462	463	465	469	413	414	415	420	462	463	465	469		
Lo PR	124	126	129	134	132	133	137	142	139	140	143	148	144	146	149	154	150	151	154	160	156	158	161	166	150	151	154	160	156	158	161	166		
MBh	23.7	24.1	24.8	25.8	23.5	23.8	24.5	25.6	22.9	23.2	23.9	25.0	25.0	21.8	22.2	22.9	23.9	20.6	20.9	21.6	22.7	19.4	19.7	20.4	21.5	20.6	20.9	21.6	22.7	19.4	19.7	20.4	21.5	
S/T	0.85	0.77	0.62	0.47	0.86	0.78	0.63	0.48	1.00	0.80	0.66	0.50	1.00	0.82	0.68	0.53	1.00	0.85	0.70	0.55	0.55	1.00	1.00	0.76	0.60	1.00	0.85	0.70	0.55	1.00	1.00	0.76	0.60	
ΔT	71	65	55	44	71	65	54	43	72	66	55	44	71	65	54	43	70	64	54	43	74	68	57	46	70	64	54	43	74	68	57	46		
kW	1.47	1.47	1.46	1.48	1.63	1.63	1.63	1.64	1.82	1.82	1.81	1.83	2.02	2.02	2.01	2.03	2.24	2.24	2.24	2.25	2.50	2.50	2.50	2.51	2.24	2.24	2.24	2.25	2.50	2.50	2.50	2.51		
Amps	5.5	5.5	5.5	5.5	6.2	6.2	6.2	6.3	7.1	7.1	7.1	7.1	8.0	8.0	8.0	8.0	9.0	9.0	9.0	9.1	10.2	10.2	10.2	10.3	9.0	9.0	9.0	9.1	10.2	10.2	10.2	10.3		
Hi PR	245	246	248	252	284	285	286	291	324	325	327	331	367	368	370	374	414	415	417	421	464	465	466	471	414	415	417	421	464	465	466	471		
Lo PR	125	127	130	135	133	134	138	143	140	141	144	149	145	147	150	155	151	152	155	161	157	159	162	167	151	152	155	161	157	159	162	167		

IDB: Entering Indoor Dry Bulb Temperature
 High and low pressures are measured at the liquid and suction service valves.
 Shaded area reflects ACCA (TVA) Rating Conditions.
 kW = Total system power
 Amps = Outdoor unit amps (compressor + fan)

EXPANDED COOLING DATA — GSZ140251A* - ARUF25B14*+TXV (CONT.)

IDB	AIRFLOW	OUTDOOR AMBIENT TEMPERATURE												ENTERING INDOOR WET BULB TEMPERATURE											
		65°F				75°F				85°F				95°F				105°F				115°F			
		59	63	67	71	59	63	67	71	59	63	67	71	59	63	67	71	59	63	67	71	59	63	67	71
80	MBh	23.4	23.7	24.4	25.5	23.2	23.5	24.2	25.3	22.6	22.9	23.6	24.7	21.5	21.9	22.6	23.6	20.2	20.6	21.3	22.3	19.1	19.4	20.1	21.2
	S/T	1.00	0.80	0.65	0.50	1.00	0.80	0.66	0.51	1.00	0.83	0.69	0.53	1.00	0.85	0.71	0.55	1.00	1.00	0.73	0.58	1.00	1.00	0.78	0.63
	ΔT	89	83	73	62	89	83	72	61	90	84	73	62	89	83	72	61	88	82	72	61	92	86	75	64
	kW	1.46	1.45	1.45	1.46	1.62	1.62	1.62	1.63	1.81	1.80	1.80	1.81	2.01	2.00	2.00	2.01	2.23	2.23	2.23	2.23	2.49	2.49	2.49	2.50
	Amps	5.4	5.4	5.4	5.5	6.2	6.2	6.2	6.2	7.0	7.0	7.0	7.1	7.9	7.9	7.9	8.0	9.0	9.0	9.0	9.0	10.2	10.2	10.2	10.2
	Hi PR	243	244	245	250	281	282	284	288	321	322	324	328	364	365	367	371	411	412	414	418	461	462	464	468
	Lo PR	123	125	128	133	131	132	136	141	137	139	142	147	143	145	148	153	148	150	153	158	155	157	160	165
	MBh	23.7	24.0	24.7	25.8	23.5	23.8	24.5	25.6	22.8	23.2	23.9	24.9	21.8	22.1	22.8	23.9	20.5	20.8	21.5	22.6	19.3	19.7	20.4	21.4
	S/T	1.00	0.87	0.73	0.57	1.00	0.88	0.73	0.58	1.00	0.91	0.76	0.61	1.00	1.00	0.78	0.63	1.00	1.00	0.80	0.65	1.00	1.00	0.86	0.71
	ΔT	85	80	69	58	85	80	69	58	86	80	70	59	85	80	69	58	84	79	68	57	88	82	72	61
kW	1.46	1.46	1.46	1.47	1.63	1.63	1.63	1.64	1.81	1.81	1.81	1.82	2.01	2.01	2.01	2.02	2.24	2.24	2.23	2.23	2.50	2.50	2.50	2.51	
Amps	5.5	5.5	5.5	5.5	6.2	6.2	6.2	6.3	7.1	7.1	7.1	7.1	8.0	8.0	8.0	8.0	9.0	9.0	9.0	9.1	10.2	10.2	10.2	10.3	
Hi PR	245	246	247	252	283	284	286	290	323	324	326	330	366	367	369	373	413	414	416	420	463	464	466	470	
Lo PR	125	127	130	135	133	134	137	142	139	141	144	149	145	146	149	155	150	152	155	160	157	158	162	167	
MBh	23.8	24.2	24.9	25.9	23.6	24.0	24.7	25.7	23.0	23.4	24.1	25.1	22.0	22.3	23.0	24.1	20.7	21.0	21.7	22.8	19.5	19.8	20.5	21.6	
S/T	1.00	0.90	0.76	0.61	1.00	0.91	0.76	0.61	1.00	0.94	0.79	0.64	1.00	1.00	0.81	0.66	1.00	1.00	0.84	0.68	1.00	1.00	0.89	0.74	
ΔT	84	78	67	56	84	78	67	56	84	79	68	57	83	78	67	56	83	77	66	55	86	81	70	59	
kW	1.47	1.47	1.46	1.48	1.63	1.63	1.63	1.64	1.82	1.82	1.81	1.83	2.02	2.02	2.02	2.03	2.24	2.24	2.24	2.24	2.50	2.50	2.50	2.51	
Amps	5.5	5.5	5.5	5.5	6.2	6.2	6.2	6.3	7.1	7.1	7.1	7.1	8.0	8.0	8.0	8.0	9.0	9.0	9.0	9.1	10.2	10.2	10.2	10.3	
Hi PR	246	247	249	253	284	285	287	291	324	325	327	331	368	369	370	375	414	415	417	421	464	465	467	471	
Lo PR	126	128	131	136	134	135	138	143	140	142	145	150	146	147	150	156	151	153	156	161	158	159	163	168	

85	MBh	23.8	24.1	24.8	25.9	23.6	23.9	24.6	25.7	23.0	23.3	24.0	25.1	21.9	22.3	23.0	24.0	20.6	21.0	21.7	22.7	19.5	19.8	20.5	21.6
	S/T	1.00	0.91	0.76	0.61	1.00	0.91	0.77	0.61	1.00	1.00	0.79	0.64	1.00	1.00	0.81	0.66	1.00	1.00	0.84	0.69	1.00	1.00	1.00	0.74
	ΔT	100	95	84	73	100	94	84	73	101	95	85	73	100	94	84	73	99	94	83	72	103	97	86	75
	kW	1.46	1.46	1.45	1.47	1.62	1.62	1.62	1.63	1.81	1.81	1.80	1.82	2.01	2.01	2.00	2.02	2.23	2.23	2.23	2.24	2.49	2.49	2.49	2.50
	Amps	5.4	5.4	5.4	5.5	6.2	6.2	6.2	6.2	7.0	7.0	7.0	7.1	8.0	8.0	7.9	8.0	9.0	9.0	9.0	9.0	10.2	10.2	10.2	10.2
	Hi PR	244	245	247	251	282	283	285	289	322	323	325	329	366	367	368	373	412	413	415	419	462	463	465	469
	Lo PR	125	127	130	135	133	134	137	143	139	141	144	149	145	146	150	155	150	152	155	160	157	159	162	167
	MBh	24.1	24.4	25.1	26.2	23.9	24.2	24.9	26.0	23.2	23.6	24.3	25.3	22.2	22.5	23.2	24.3	20.9	21.2	21.9	23.0	19.7	20.1	20.8	21.8
	S/T	1.00	0.98	0.84	0.68	1.00	1.00	0.84	0.69	1.00	1.00	0.87	0.72	1.00	1.00	0.89	0.74	1.00	1.00	0.91	0.76	1.00	1.00	1.00	0.82
	ΔT	97	91	80	69	97	91	80	69	97	92	81	70	96	91	80	69	96	90	79	68	99	94	83	72
kW	1.47	1.47	1.46	1.48	1.63	1.63	1.63	1.64	1.82	1.82	1.81	1.83	2.02	2.02	2.01	2.03	2.24	2.24	2.24	2.25	2.50	2.50	2.50	2.51	
Amps	5.5	5.5	5.5	5.5	6.2	6.2	6.2	6.3	7.1	7.1	7.1	7.1	8.0	8.0	8.0	8.0	9.0	9.0	9.0	9.1	10.2	10.2	10.2	10.3	
Hi PR	246	247	249	253	284	285	287	291	324	325	327	331	368	369	370	375	414	415	417	421	464	465	467	471	
Lo PR	127	128	132	137	134	136	139	144	141	142	146	151	147	148	151	156	152	153	157	162	159	160	163	169	
MBh	24.2	24.6	25.3	26.3	24.0	24.4	25.1	26.1	23.4	23.7	24.4	25.5	22.4	22.7	23.4	24.5	21.1	21.4	22.1	23.2	19.9	20.2	20.9	22.0	
S/T	1.00	1.00	0.87	0.71	1.00	1.00	0.87	0.72	1.00	1.00	0.90	0.75	1.00	1.00	0.92	0.77	1.00	1.00	0.94	0.79	1.00	1.00	1.00	0.85	
ΔT	95	89	78	67	95	89	78	67	96	90	79	68	95	89	78	67	94	88	78	66	98	92	81	70	
kW	1.47	1.47	1.47	1.48	1.64	1.64	1.63	1.65	1.82	1.82	1.82	1.83	2.02	2.02	2.02	2.03	2.25	2.24	2.24	2.25	2.51	2.51	2.50	2.52	
Amps	5.5	5.5	5.5	5.5	6.3	6.3	6.2	6.3	7.1	7.1	7.1	7.1	8.0	8.0	8.0	8.1	9.0	9.0	9.0	9.1	10.2	10.2	10.2	10.3	
Hi PR	247	248	250	254	285	286	288	292	325	326	328	332	369	370	371	376	415	416	418	422	465	466	468	472	
Lo PR	128	129	133	138	135	137	140	145	142	143	147	152	148	149	152	157	153	155	158	163	160	161	164	170	

IDB: Entering Indoor Dry Bulb Temperature
 High and low pressures are measured at the liquid and suction service valves.
 Shaded area reflects AHRI Rating Conditions.
 kW = Total system power
 Amps = Outdoor unit amps (compressor + fan)

IDB	AIRFLOW	OUTDOOR AMBIENT TEMPERATURE												ENTERING INDOOR WET BULB TEMPERATURE												
		65°F				75°F				85°F				95°F				105°F				115°F				
		59	63	67	71	59	63	67	71	59	63	67	71	59	63	67	71	59	63	67	71	59	63	67	71	
70	870	MBh	28.4	28.8	29.7	-	28.2	28.6	29.4	-	27.5	27.9	28.7	-	26.2	26.6	27.4	-	24.7	25.1	25.9	-	23.3	23.6	24.5	-
		S/T	0.65	0.57	0.44	-	0.66	0.58	0.45	-	0.68	0.61	0.47	-	0.70	0.62	0.49	-	0.72	0.65	0.51	-	1.00	0.70	0.56	-
	ΔT	19	17	13	-	19	17	13	-	19	17	14	-	19	17	13	-	18	17	13	-	20	18	14	-	
	kW	1.69	1.69	1.68	-	1.89	1.89	1.89	-	2.12	2.11	2.11	-	2.36	2.36	2.35	-	2.63	2.63	2.63	-	2.95	2.95	2.95	-	
	Amps	6.5	6.5	6.5	-	7.5	7.5	7.4	-	8.5	8.5	8.5	-	9.6	9.6	9.6	-	10.9	10.9	10.8	-	12.3	12.3	12.3	-	
	HI PR	250	251	253	-	289	290	292	-	330	331	333	-	374	375	377	-	422	423	425	-	473	474	475	-	
	LO PR	118	120	123	-	125	127	130	-	131	133	136	-	137	138	141	-	142	143	146	-	148	150	153	-	
	MBh	29.0	29.4	30.2	-	28.7	29.1	30.0	-	28.0	28.4	29.2	-	26.7	27.1	28.0	-	25.2	25.6	26.4	-	23.8	24.2	25.0	-	
	S/T	0.69	0.61	0.48	-	0.69	0.62	0.49	-	0.72	0.64	0.51	-	0.74	0.66	0.53	-	1.00	0.68	0.55	-	1.00	0.73	0.60	-	
	ΔT	18	16	12	-	18	16	12	-	18	16	13	-	18	16	12	-	17	15	12	-	18	17	13	-	
kW	1.70	1.70	1.69	-	1.90	1.90	1.90	-	2.13	2.12	2.12	-	2.37	2.37	2.36	-	2.64	2.64	2.64	-	2.96	2.96	2.96	-		
Amps	6.6	6.6	6.6	-	7.5	7.5	7.5	-	8.5	8.5	8.5	-	9.7	9.7	9.6	-	10.9	10.9	10.9	-	12.4	12.4	12.4	-		
HI PR	252	254	255	-	292	293	294	-	333	334	335	-	377	378	380	-	424	425	427	-	475	476	478	-		
LO PR	120	122	125	-	128	129	132	-	134	135	138	-	139	140	143	-	144	146	149	-	151	152	155	-		
MBh	29.6	30.0	30.9	-	29.4	29.8	30.6	-	28.6	29.0	29.9	-	27.4	27.8	28.6	-	25.8	26.2	27.1	-	24.4	24.8	25.7	-		
S/T	0.69	0.62	0.49	-	0.70	0.62	0.49	-	0.72	0.65	0.52	-	0.74	0.67	0.54	-	1.00	0.69	0.56	-	1.00	0.74	0.61	-		
ΔT	17	15	11	-	17	15	11	-	17	15	12	-	17	15	11	-	16	15	11	-	17	16	12	-		
kW	1.71	1.71	1.70	-	1.91	1.91	1.90	-	2.13	2.13	2.13	-	2.38	2.38	2.37	-	2.65	2.65	2.65	-	2.97	2.97	2.97	-		
Amps	6.6	6.6	6.6	-	7.6	7.6	7.5	-	8.6	8.6	8.6	-	9.7	9.7	9.7	-	11.0	10.9	10.9	-	12.4	12.4	12.4	-		
HI PR	255	256	258	-	294	295	297	-	335	336	338	-	379	380	382	-	427	428	430	-	478	479	480	-		
LO PR	123	124	127	-	130	132	134	-	136	138	141	-	142	143	146	-	147	148	151	-	153	155	158	-		
75	870	MBh	28.5	28.9	29.7	31.0	28.2	28.6	29.4	30.7	27.5	27.9	28.7	30.0	26.2	26.6	27.5	28.7	24.7	25.1	25.9	27.2	23.3	23.7	24.5	25.8
		S/T	0.77	0.70	0.57	0.43	0.78	0.71	0.57	0.44	0.81	0.73	0.60	0.46	1.00	0.75	0.62	0.48	1.00	0.77	0.64	0.50	1.00	0.82	0.69	0.55
	ΔT	23	21	17	14	23	21	17	14	23	21	18	14	23	21	17	14	22	21	17	14	24	22	18	15	
	kW	1.69	1.69	1.68	1.70	1.89	1.89	1.88	1.90	2.11	2.11	2.11	2.12	2.36	2.36	2.35	2.37	2.63	2.63	2.63	2.64	2.95	2.95	2.95	2.96	
	Amps	6.5	6.5	6.5	6.6	7.5	7.5	7.4	7.5	8.5	8.5	8.5	8.5	9.6	9.6	9.6	9.7	10.9	10.9	10.8	10.9	12.3	12.3	12.3	12.4	
	HI PR	250	251	253	257	289	290	292	297	330	331	333	337	374	376	377	382	422	423	425	429	473	474	476	480	
	LO PR	118	120	123	128	125	127	130	135	131	133	136	141	137	138	141	146	142	143	146	151	148	150	153	158	
	MBh	29.0	29.4	30.2	31.5	28.8	29.1	30.0	31.3	28.0	28.4	29.3	30.5	26.8	27.2	28.0	29.3	25.2	25.6	26.5	27.7	23.8	24.2	25.0	26.3	
	S/T	0.81	0.74	0.61	0.47	0.82	0.74	0.61	0.47	1.00	0.77	0.64	0.50	1.00	0.79	0.65	0.52	1.00	0.81	0.68	0.54	1.00	0.86	0.73	0.59	
	ΔT	22	20	16	13	22	20	16	13	22	20	17	13	22	20	16	13	21	19	16	13	22	21	17	14	
kW	1.70	1.70	1.69	1.71	1.90	1.90	1.89	1.91	2.12	2.12	2.12	2.14	2.37	2.37	2.36	2.38	2.64	2.64	2.64	2.65	2.96	2.96	2.96	2.97		
Amps	6.6	6.6	6.6	6.6	7.5	7.5	7.5	7.6	8.5	8.5	8.5	8.6	9.7	9.7	9.6	9.7	10.9	10.9	10.9	11.0	12.4	12.4	12.3	12.4		
HI PR	253	254	256	260	292	293	295	299	333	334	336	340	377	378	380	384	425	426	427	432	475	476	478	482		
LO PR	120	122	125	130	128	129	132	137	134	135	138	143	139	140	143	148	144	146	149	153	151	152	155	160		
MBh	29.6	30.0	30.9	32.2	29.4	29.8	30.6	31.9	28.7	29.1	29.9	31.2	27.4	27.8	28.6	29.9	25.9	26.3	27.1	28.4	24.5	24.8	25.7	27.0		
S/T	0.82	0.74	0.61	0.47	0.82	0.75	0.62	0.48	1.00	0.77	0.64	0.50	1.00	0.79	0.66	0.52	1.00	0.81	0.68	0.54	1.00	0.86	0.73	0.59		
ΔT	21	19	15	12	21	19	15	12	21	19	16	12	21	19	15	12	20	19	15	12	22	20	16	13		
kW	1.71	1.70	1.70	1.72	1.91	1.91	1.90	1.92	2.13	2.13	2.13	2.14	2.38	2.38	2.37	2.39	2.65	2.65	2.64	2.66	2.97	2.97	2.96	2.98		
Amps	6.6	6.6	6.6	6.7	7.6	7.5	7.5	7.6	8.6	8.6	8.6	8.6	9.7	9.7	9.7	9.7	10.9	10.9	10.9	11.0	12.4	12.4	12.4	12.5		
HI PR	255	256	258	262	294	295	297	301	335	336	338	342	379	380	382	387	427	428	430	434	478	479	481	485		
LO PR	123	124	127	132	130	132	135	139	136	138	141	146	142	143	146	151	147	148	151	156	153	155	158	163		

IDB: Entering Indoor Dry Bulb Temperature
 High and low pressures are measured at the liquid and suction service valves.
 Shaded area reflects ACCA (TVA) Rating Conditions.
 kW = Total system power
 Amps = Outdoor unit amps (compressor + fan)

IDB	AIRFLOW	OUTDOOR AMBIENT TEMPERATURE																							
		65°F				75°F				85°F				95°F				105°F				115°F			
		59	63	67	71	59	63	67	71	59	63	67	71	59	63	67	71	59	63	67	71	59	63	67	71
80	MBh	28.6	29.0	29.8	31.1	28.4	28.8	29.6	30.9	27.6	28.0	28.9	30.1	26.4	26.8	27.6	28.9	24.8	25.2	26.1	27.3	23.4	23.8	24.7	25.9
	S/T	0.90	0.82	0.69	0.55	1.00	0.83	0.70	0.56	1.00	0.85	0.72	0.58	1.00	0.87	0.74	0.60	1.00	0.89	0.76	0.62	1.00	1.00	0.81	0.67
	ΔT	27	25	22	18	27	25	21	18	27	25	22	18	27	25	21	18	26	25	21	18	28	26	22	19
	kW	1.69	1.69	1.68	1.70	1.89	1.89	1.88	1.90	2.12	2.11	2.11	2.13	2.36	2.36	2.35	2.37	2.63	2.63	2.63	2.64	2.95	2.95	2.95	2.96
	Amps	6.5	6.5	6.5	6.6	7.5	7.5	7.4	7.5	8.5	8.5	8.5	8.5	9.6	9.6	9.6	9.7	10.9	10.9	10.8	10.9	12.3	12.3	12.3	12.4
	HI PR	251	252	254	258	290	291	293	297	331	332	334	338	375	376	378	382	423	424	425	430	473	474	476	480
	LO PR	119	120	123	128	126	127	130	135	132	133	136	141	137	139	142	147	142	144	147	152	149	150	153	158
80	MBh	29.2	29.5	30.4	31.7	28.9	29.3	30.1	31.4	28.2	28.6	29.4	30.7	26.9	27.3	28.1	29.4	25.4	25.8	26.6	27.9	24.0	24.4	25.2	26.5
	S/T	0.93	0.86	0.73	0.59	1.00	0.87	0.73	0.59	1.00	0.89	0.76	0.62	1.00	0.91	0.78	0.64	1.00	1.00	0.80	0.66	1.00	1.00	0.85	0.71
	ΔT	26	24	20	17	26	24	20	17	26	24	21	17	26	24	20	17	25	24	20	17	27	25	21	18
	kW	1.70	1.70	1.69	1.71	1.90	1.90	1.90	1.91	2.13	2.12	2.12	2.14	2.37	2.37	2.36	2.38	2.64	2.64	2.64	2.65	2.96	2.96	2.96	2.97
	Amps	6.6	6.6	6.6	6.6	7.5	7.5	7.5	7.6	8.5	8.5	8.5	8.6	9.7	9.7	9.6	9.7	10.9	10.9	10.9	11.0	12.4	12.4	12.4	12.4
	HI PR	253	254	256	260	292	293	295	299	333	334	336	340	377	378	380	385	425	426	428	432	476	477	479	483
	LO PR	121	122	125	130	128	129	132	137	134	136	139	144	139	141	144	149	145	146	149	154	151	153	155	160
1125	MBh	29.8	30.2	31.0	32.3	29.5	29.9	30.8	32.1	28.8	29.2	30.0	31.3	27.5	27.9	28.8	30.1	26.0	26.4	27.2	28.5	24.6	25.0	25.8	27.1
	S/T	1.00	0.87	0.73	0.59	1.00	0.87	0.74	0.60	1.00	0.90	0.76	0.63	1.00	0.92	0.78	0.64	1.00	1.00	0.80	0.67	1.00	1.00	0.86	0.72
	ΔT	25	23	19	16	25	23	19	16	25	23	20	16	25	23	19	16	24	23	19	16	26	24	20	17
	kW	1.71	1.71	1.70	1.72	1.91	1.91	1.90	1.92	2.13	2.13	2.13	2.14	2.38	2.38	2.37	2.39	2.65	2.65	2.65	2.66	2.97	2.97	2.97	2.98
	Amps	6.6	6.6	6.6	6.7	7.6	7.5	7.5	7.6	8.6	8.6	8.6	8.6	9.7	9.7	9.7	9.8	11.0	10.9	10.9	11.0	12.4	12.4	12.4	12.5
	HI PR	256	257	258	263	295	296	298	302	336	337	339	343	380	381	383	387	427	428	430	435	478	479	481	485
	LO PR	124	125	128	133	131	132	135	140	137	138	141	146	142	144	146	151	147	149	152	157	154	155	158	163

IDB	AIRFLOW	OUTDOOR AMBIENT TEMPERATURE																							
		65°F				75°F				85°F				95°F				105°F				115°F			
		59	63	67	71	59	63	67	71	59	63	67	71	59	63	67	71	59	63	67	71	59	63	67	71
870	MBh	29.1	29.5	30.3	31.6	28.8	29.2	30.1	31.3	28.1	28.5	29.3	30.6	26.8	27.2	28.1	29.4	25.3	25.7	26.5	27.8	23.9	24.3	25.1	26.4
	S/T	1.00	0.92	0.79	0.65	1.00	0.93	0.80	0.66	1.00	0.95	0.82	0.68	1.00	1.00	0.84	0.70	1.00	1.00	0.86	0.72	1.00	1.00	0.91	0.77
	ΔT	30	29	25	22	30	28	25	22	31	29	25	22	30	28	25	22	30	28	25	21	31	29	26	22
	kW	1.69	1.69	1.69	1.70	1.89	1.89	1.89	1.90	2.12	2.12	2.11	2.13	2.36	2.36	2.36	2.37	2.64	2.63	2.63	2.65	2.96	2.95	2.95	2.97
	Amps	6.6	6.6	6.5	6.6	7.5	7.5	7.5	7.5	8.5	8.5	8.5	8.6	9.6	9.6	9.6	9.7	10.9	10.9	10.9	10.9	12.3	12.3	12.3	12.4
	HI PR	252	253	255	259	291	292	294	298	332	333	335	339	376	377	379	383	424	425	427	431	474	476	477	482
	LO PR	120	122	125	130	127	129	132	137	134	135	138	143	139	140	143	148	144	146	148	153	151	152	155	160
1000	MBh	29.6	30.0	30.9	32.1	29.4	29.8	30.6	31.9	28.6	29.0	29.9	31.2	27.4	27.8	28.6	29.9	25.8	26.2	27.1	28.4	24.4	24.8	25.7	26.9
	S/T	1.00	0.96	0.83	0.69	1.00	0.96	0.83	0.69	1.00	1.00	0.86	0.72	1.00	1.00	0.88	0.74	1.00	1.00	0.90	0.76	1.00	1.00	0.95	0.81
	ΔT	29	27	24	20	29	27	24	20	29	28	24	21	29	27	24	20	29	27	24	20	30	28	25	21
	kW	1.70	1.70	1.70	1.71	1.90	1.90	1.90	1.91	2.13	2.13	2.12	2.14	2.37	2.37	2.37	2.38	2.65	2.64	2.64	2.66	2.97	2.96	2.96	2.98
	Amps	6.6	6.6	6.6	6.7	7.5	7.5	7.5	7.6	8.6	8.6	8.5	8.6	9.7	9.7	9.7	9.7	10.9	10.9	10.9	11.0	12.4	12.4	12.4	12.4
	HI PR	254	255	257	261	293	295	296	301	334	335	337	342	379	380	381	386	426	427	429	433	477	478	480	484
	LO PR	123	124	127	132	130	131	134	139	136	137	140	145	141	143	146	151	146	148	151	156	153	154	157	162
1125	MBh	30.3	30.7	31.5	32.8	30.0	30.4	31.2	32.5	29.3	29.7	30.5	31.8	28.0	28.4	29.3	30.5	26.5	26.9	27.7	29.0	25.1	25.5	26.3	27.6
	S/T	1.00	0.96	0.83	0.69	1.00	0.97	0.84	0.70	1.00	1.00	0.86	0.72	1.00	1.00	0.88	0.74	1.00	1.00	0.90	0.76	1.00	1.00	0.95	0.81
	ΔT	28	27	23	20	28	26	23	19	29	27	23	20	28	26	23	19	28	26	23	19	29	27	24	20
	kW	1.71	1.71	1.71	1.72	1.91	1.91	1.91	1.92	2.14	2.14	2.13	2.15	2.38	2.38	2.38	2.39	2.65	2.65	2.65	2.67	2.97	2.97	2.97	2.98
	Amps	6.7	6.6	6.6	6.7	7.6	7.6	7.6	7.6	8.6	8.6	8.6	8.7	9.7	9.7	9.7	9.8	11.0	11.0	10.9	11.0	12.4	12.4	12.4	12.5
	HI PR	257	258	260	264	296	297	299	303	337	338	340	344	381	382	384	388	429	430	431	436	479	480	482	486
	LO PR	125	127	130	135	132	134	137	142	139	140	143	148	144	145	148	153	149	150	153	158	155	157	160	165

Shaded area reflects AHRI Rating Conditions.

IDB: Entering Indoor Dry Bulb Temperature
High and low pressures are measured at the liquid and suction service valves.

kW = Total system power
Amps = Outdoor unit amps (compressor + fan)

IDB	AIRFLOW	OUTDOOR AMBIENT TEMPERATURE																								
		65°F				75°F				85°F				95°F				105°F				115°F				
		59	63	67	71	59	63	67	71	59	63	67	71	59	63	67	71	59	63	67	71	59	63	67	71	
80	870	MBh	29.0	29.4	30.3	31.6	28.8	29.2	30.0	31.3	28.0	28.4	29.3	30.6	26.7	27.1	28.0	29.3	25.2	25.6	26.4	27.7	23.8	24.2	25.0	26.3
		S/T	0.90	0.82	0.69	0.55	1.00	0.83	0.70	0.56	1.00	0.85	0.72	0.58	1.00	0.87	0.74	0.60	1.00	0.89	0.76	0.62	1.00	1.00	0.81	0.67
		ΔT	27	25	22	18	27	25	22	18	27	26	22	18	27	25	22	18	27	25	22	18	28	26	23	19
		kW	1.73	1.73	1.72	1.74	1.92	1.92	1.91	1.93	2.13	2.13	2.12	2.14	2.36	2.35	2.35	2.36	2.61	2.61	2.60	2.62	2.91	2.91	2.90	2.92
		Amps	6.6	6.6	6.6	6.7	7.5	7.5	7.5	7.5	8.5	8.4	8.4	8.5	9.5	9.5	9.5	9.5	10.7	10.7	10.6	10.7	12.0	12.0	12.0	12.1
	Hi PR	242	243	245	249	280	281	283	287	320	321	323	327	362	363	365	369	408	409	411	415	458	459	460	464	
	LO PR	118	120	123	128	125	127	130	135	132	133	136	141	137	138	141	146	142	143	146	151	148	150	153	158	
	1000	MBh	29.6	30.0	30.8	32.1	29.3	29.7	30.6	31.9	28.6	29.0	29.8	31.1	27.3	27.7	28.5	29.8	25.7	26.1	27.0	28.3	24.3	24.7	25.6	26.9
		S/T	0.93	0.86	0.73	0.59	1.00	0.86	0.73	0.59	1.00	0.89	0.76	0.62	1.00	0.91	0.78	0.64	1.00	1.00	0.80	0.66	1.00	1.00	0.85	0.71
		ΔT	26	24	21	17	26	24	21	17	26	24	21	17	26	24	21	17	26	24	20	17	27	25	22	18
kW		1.74	1.74	1.73	1.75	1.93	1.92	1.92	1.94	2.14	2.14	2.13	2.15	2.36	2.36	2.36	2.37	2.62	2.62	2.61	2.63	2.92	2.92	2.91	2.93	
Amps		6.7	6.7	6.7	6.7	7.5	7.5	7.5	7.6	8.5	8.5	8.5	8.5	9.5	9.5	9.5	9.6	10.7	10.7	10.7	10.8	12.1	12.1	12.1	12.1	
Hi PR	245	246	247	252	283	284	285	289	322	323	325	329	365	366	368	372	411	412	414	418	460	461	463	467		
LO PR	121	122	125	130	128	129	132	137	134	135	138	143	139	141	144	149	144	146	149	154	151	152	155	160		
1125	MBh	30.2	30.6	31.5	32.8	30.0	30.4	31.2	32.5	29.2	29.6	30.5	31.8	27.9	28.3	29.2	30.5	26.4	26.8	27.6	28.9	25.0	25.4	26.2	27.5	
	S/T	1.00	0.86	0.73	0.59	1.00	0.87	0.74	0.60	1.00	0.90	0.76	0.62	1.00	0.91	0.78	0.64	1.00	1.00	0.80	0.66	1.00	1.00	0.85	0.71	
	ΔT	25	23	20	16	25	23	20	16	25	24	20	16	25	23	20	16	25	23	20	16	26	24	21	17	
	kW	1.75	1.74	1.74	1.76	1.93	1.93	1.93	1.94	2.15	2.14	2.14	2.15	2.37	2.37	2.37	2.38	2.63	2.63	2.62	2.64	2.93	2.92	2.92	2.94	
	Amps	6.7	6.7	6.7	6.8	7.6	7.6	7.6	7.6	8.5	8.5	8.5	8.6	9.6	9.6	9.6	9.6	10.7	10.7	10.7	10.8	12.1	12.1	12.1	12.2	
Hi PR	247	248	250	254	285	286	288	292	325	326	327	331	367	368	370	374	413	414	416	420	462	463	465	469		
LO PR	123	125	128	133	130	132	135	140	137	138	141	146	142	143	146	151	147	148	151	156	153	155	158	163		

870	MBh	29.5	29.9	30.8	32.1	29.3	29.7	30.5	31.8	28.5	28.9	29.8	31.1	27.2	27.6	28.5	29.8	25.7	26.1	26.9	28.2	24.2	24.6	25.5	26.8
	S/T	1.00	0.92	0.79	0.65	1.00	0.93	0.79	0.66	1.00	0.95	0.82	0.68	1.00	1.00	0.84	0.70	1.00	1.00	0.86	0.72	1.00	1.00	0.91	0.77
	ΔT	31	29	26	22	31	29	25	22	31	29	26	22	31	29	25	22	31	29	25	22	32	30	26	23
	kW	1.73	1.73	1.73	1.74	1.92	1.92	1.92	1.93	2.13	2.13	2.13	2.14	2.36	2.36	2.35	2.37	2.61	2.61	2.61	2.62	2.91	2.91	2.91	2.92
	Amps	6.6	6.6	6.6	6.7	7.5	7.5	7.5	7.6	8.5	8.5	8.4	8.5	9.5	9.5	9.5	9.6	10.7	10.7	10.7	10.7	12.0	12.0	12.0	12.1
Hi PR	243	245	246	250	281	282	284	288	321	322	324	328	364	365	366	370	410	411	412	416	459	460	461	466	
LO PR	120	122	125	129	127	129	132	137	133	135	138	143	139	140	143	148	144	145	148	153	150	152	155	160	
1000	MBh	30.1	30.5	31.3	32.6	29.8	30.2	31.1	32.4	29.1	29.5	30.3	31.6	27.8	28.2	29.0	30.3	26.2	26.6	27.5	28.8	24.8	25.2	26.0	27.3
	S/T	1.00	0.96	0.83	0.69	1.00	0.96	0.83	0.69	1.00	1.00	0.86	0.72	1.00	1.00	0.87	0.74	1.00	1.00	0.90	0.76	1.00	1.00	0.95	0.81
	ΔT	30	28	24	21	30	28	24	21	30	28	25	21	30	28	24	21	29	28	24	21	31	29	25	22
	kW	1.74	1.74	1.74	1.75	1.93	1.93	1.93	1.94	2.14	2.14	2.14	2.15	2.37	2.37	2.36	2.38	2.62	2.62	2.62	2.63	2.92	2.92	2.92	2.93
	Amps	6.7	6.7	6.7	6.7	7.6	7.5	7.5	7.6	8.5	8.5	8.5	8.6	9.6	9.6	9.5	9.6	10.7	10.7	10.7	10.8	12.1	12.1	12.1	12.1
Hi PR	246	247	249	253	284	285	286	291	323	324	326	330	366	367	369	373	412	413	415	419	461	462	464	468	
LO PR	122	124	127	132	130	131	134	139	136	137	140	145	141	142	145	150	146	148	150	155	153	154	157	162	
1125	MBh	30.7	31.1	32.0	33.3	30.4	30.9	31.7	33.0	29.7	30.1	31.0	32.3	28.4	28.8	29.7	31.0	26.9	27.3	28.1	29.4	25.4	25.8	26.7	28.0
	S/T	1.00	0.96	0.83	0.69	1.00	0.97	0.84	0.70	1.00	1.00	0.86	0.72	1.00	1.00	0.88	0.74	1.00	1.00	0.90	0.76	1.00	1.00	1.00	0.81
	ΔT	29	27	23	20	29	27	23	20	29	27	24	20	29	27	23	20	29	27	23	20	30	28	24	21
	kW	1.75	1.75	1.74	1.76	1.94	1.94	1.93	1.95	2.15	2.15	2.14	2.16	2.38	2.37	2.37	2.39	2.63	2.63	2.63	2.64	2.93	2.93	2.92	2.94
	Amps	6.7	6.7	6.7	6.8	7.6	7.6	7.6	7.6	8.6	8.5	8.5	8.6	9.6	9.6	9.6	9.6	10.8	10.8	10.7	10.8	12.1	12.1	12.1	12.2
Hi PR	248	249	251	255	286	287	289	293	326	327	328	333	368	369	371	375	414	415	417	421	463	464	466	470	
LO PR	125	126	129	134	132	134	136	141	138	140	143	148	144	145	148	153	149	150	153	158	155	157	159	164	

IDB: Entering Indoor Dry Bulb Temperature

Shaded area reflects AHRI Rating Conditions.

High and low pressures are measured at the liquid and suction service valves.

kW = Total system power

Amps = Outdoor unit amps (compressor + fan)

EXPANDED COOLING DATA — GSZ140361L* + ARUF37C14** + TXV (CONT.)

		OUTDOOR AMBIENT TEMPERATURE																
		65°F					75°F					85°F						
		ENTERING INDOOR WET BULB TEMPERATURE																
80	1050	MBh	59	63	67	71	59	63	67	71	59	63	67	71	59	63	67	71
		S/T	33.6	34.1	35.0	36.5	33.3	33.8	34.7	36.2	32.4	32.9	33.9	35.4	30.9	31.4	32.4	33.9
		ΔT	1.00	0.85	0.71	0.57	1.00	0.85	0.72	0.57	1.00	0.88	0.74	0.60	1.00	0.90	0.76	0.62
	1200	KW	2.06	2.06	2.06	2.07	2.30	2.30	2.29	2.31	2.56	2.56	2.55	2.57	2.84	2.84	2.84	2.86
		Amps	7.7	7.7	7.7	7.7	8.8	8.8	8.7	8.8	10.0	10.0	9.9	10.0	11.3	11.3	11.2	11.3
		HI PR	266	267	269	274	308	309	311	315	351	353	354	359	398	399	401	406
1350	1050	MBh	123	125	128	133	131	132	135	140	137	139	142	147	143	144	147	152
		S/T	34.2	34.7	35.6	37.1	33.9	34.4	35.3	36.8	33.0	33.5	34.5	36.0	31.6	32.0	33.0	34.5
		ΔT	2.07	2.07	2.07	2.09	2.31	2.31	2.30	2.32	2.57	2.57	2.57	2.58	2.86	2.85	2.85	2.87
	1200	KW	2.07	2.07	2.07	2.09	2.31	2.31	2.30	2.32	2.57	2.57	2.57	2.58	2.86	2.85	2.85	2.87
		Amps	7.7	7.7	7.7	7.8	8.8	8.8	8.8	8.9	10.0	10.0	10.0	10.1	11.3	11.3	11.3	11.4
		HI PR	269	270	272	276	310	311	313	318	354	355	357	361	401	402	404	408
1350	MBh	126	127	130	135	133	135	138	143	139	141	144	149	145	146	149	155	
	S/T	34.9	35.4	36.4	37.9	34.6	35.1	36.1	37.6	33.8	34.2	35.2	36.7	32.3	32.8	33.7	35.2	
	ΔT	2.08	2.08	2.08	2.10	2.32	2.32	2.31	2.33	2.58	2.58	2.58	2.59	2.87	2.86	2.86	2.88	

		OUTDOOR AMBIENT TEMPERATURE																
		65°F					75°F					85°F						
		ENTERING INDOOR WET BULB TEMPERATURE																
85	1050	MBh	59	63	67	71	59	63	67	71	59	63	67	71	59	63	67	71
		S/T	34.1	34.6	35.6	37.1	33.8	34.3	35.3	36.8	33.0	33.5	34.4	35.9	31.5	32.0	33.0	34.5
		ΔT	1.00	0.95	0.81	0.67	1.00	0.96	0.82	0.68	1.00	1.00	0.84	0.70	1.00	1.00	0.86	0.72
	1200	KW	2.07	2.06	2.06	2.08	2.30	2.30	2.30	2.31	2.56	2.56	2.56	2.58	2.85	2.85	2.84	2.86
		Amps	7.7	7.7	7.7	7.8	8.8	8.8	8.8	8.8	10.0	10.0	10.0	10.1	11.3	11.3	11.3	11.4
		HI PR	268	269	271	275	309	310	312	317	353	354	356	360	400	401	403	407
1350	1050	MBh	125	127	130	135	133	134	137	142	139	141	144	149	144	146	149	154
		S/T	34.7	35.2	36.2	37.7	34.4	34.9	35.9	37.4	33.6	34.1	35.0	36.5	32.1	32.6	33.6	35.1
		ΔT	1.00	0.99	0.85	0.71	1.00	1.00	0.86	0.71	1.00	1.00	0.88	0.74	1.00	1.00	0.90	0.76
	1200	KW	2.08	2.08	2.07	2.09	2.31	2.31	2.31	2.33	2.58	2.57	2.57	2.59	2.86	2.86	2.85	2.87
		Amps	7.8	7.7	7.7	7.8	8.8	8.8	8.8	8.9	10.0	10.0	10.0	10.1	11.3	11.3	11.3	11.4
		HI PR	270	271	273	278	312	313	315	319	355	356	358	363	402	403	405	410
1350	MBh	127	129	132	137	135	136	139	144	141	143	146	151	147	148	151	156	
	S/T	35.5	36.0	36.9	38.4	35.2	35.7	36.6	38.1	34.3	34.8	35.8	37.3	32.8	33.3	34.3	35.8	
	ΔT	1.00	0.99	0.86	0.71	1.00	1.00	0.86	0.72	1.00	1.00	0.89	0.75	1.00	1.00	0.91	0.77	

Shaded area reflects AHRI Rating Conditions.

IDB: Entering Indoor Dry Bulb Temperature
High and low pressures are measured at the liquid and suction service valves.

kW = Total system power
Amps = Outdoor unit amps (compressor + fan)

IDB	AIRFLOW	OUTDOOR AMBIENT TEMPERATURE												ENTERING INDOOR WET BULB TEMPERATURE												
		65°F				75°F				85°F				95°F				105°F				115°F				
		59	63	67	71	59	63	67	71	59	63	67	71	59	63	67	71	59	63	67	71	59	63	67	71	
70	985	MBh	34.0	34.5	35.5	-	33.7	34.2	35.2	-	32.8	33.3	34.3	-	31.3	31.8	32.8	-	29.5	30.0	31.0	-	27.8	28.3	29.3	-
		S/T	0.64	0.56	0.43	-	0.64	0.57	0.44	-	0.67	0.59	0.46	-	0.69	0.61	0.48	-	1.00	0.63	0.50	-	1.00	0.68	0.55	-
		ΔT	20	18	14	-	20	18	14	-	20	18	14	-	20	18	14	-	19	17	14	-	21	19	15	-
		kW	2.03	2.03	2.02	-	2.25	2.25	2.25	-	2.50	2.50	2.50	-	2.78	2.77	2.77	-	3.08	3.08	3.07	-	3.44	3.44	3.43	-
		Amps	7.6	7.6	7.6	-	8.7	8.7	8.6	-	9.8	9.8	9.8	-	11.1	11.1	11.0	-	12.5	12.4	12.4	-	14.1	14.1	14.1	-
	Hi PR	250	251	253	-	289	290	292	-	330	331	333	-	374	375	377	-	421	422	424	-	472	473	475	-	
	Lo PR	121	123	126	-	129	130	133	-	135	136	139	-	140	142	145	-	146	147	150	-	152	154	157	-	
	1200	MBh	35.0	35.5	36.5	-	34.7	35.2	36.2	-	33.8	34.3	35.3	-	32.3	32.8	33.8	-	30.5	31.0	32.0	-	28.8	29.3	30.3	-
		S/T	0.68	0.61	0.48	-	0.69	0.61	0.48	-	0.71	0.64	0.51	-	1.00	0.66	0.53	-	1.00	0.68	0.55	-	1.00	0.73	0.60	-
		ΔT	18	16	13	-	18	16	12	-	18	16	13	-	18	16	12	-	18	16	12	-	19	17	13	-
kW		2.04	2.04	2.04	-	2.27	2.27	2.26	-	2.52	2.52	2.51	-	2.79	2.79	2.79	-	3.10	3.10	3.09	-	3.45	3.45	3.45	-	
Amps		7.7	7.7	7.7	-	8.7	8.7	8.7	-	9.9	9.9	9.9	-	11.1	11.1	11.1	-	12.5	12.5	12.5	-	14.2	14.2	14.1	-	
Hi PR	253	254	256	-	292	294	295	-	333	334	336	-	377	379	380	-	425	426	428	-	476	477	479	-		
Lo PR	125	126	129	-	132	134	137	-	138	140	143	-	144	145	148	-	149	151	154	-	156	157	160	-		
75	985	MBh	34.0	34.5	35.5	37.0	33.7	34.2	35.2	36.7	32.9	33.3	34.3	35.9	31.3	31.8	32.8	34.4	29.5	30.0	31.0	32.5	27.8	28.3	29.3	30.8
		S/T	0.76	0.69	0.56	0.42	0.77	0.69	0.56	0.43	1.00	0.72	0.59	0.45	1.00	0.74	0.61	0.47	1.00	0.76	0.63	0.49	1.00	0.81	0.68	0.54
		ΔT	24	22	18	15	24	22	18	15	24	22	19	15	24	22	18	15	24	22	18	14	25	23	19	16
		kW	2.03	2.02	2.02	2.04	2.25	2.25	2.25	2.26	2.50	2.50	2.50	2.51	2.77	2.77	2.77	2.79	3.08	3.08	3.07	3.09	3.44	3.43	3.43	3.45
		Amps	7.6	7.6	7.6	7.7	8.7	8.6	8.6	8.7	9.8	9.8	9.8	9.9	11.1	11.0	11.0	11.1	12.4	12.4	12.4	12.5	14.1	14.1	14.1	14.1
	Hi PR	250	251	253	257	289	290	292	296	330	331	333	337	374	375	377	381	422	423	424	429	472	473	475	479	
	Lo PR	121	123	126	131	129	130	133	138	135	136	139	145	140	142	145	150	146	147	150	155	152	154	157	162	
	1200	MBh	35.0	35.5	36.5	38.0	34.7	35.2	36.2	37.7	33.9	34.3	35.3	36.9	32.3	32.8	33.8	35.4	30.5	31.0	32.0	33.5	28.8	29.3	30.3	31.8
		S/T	0.80	0.73	0.60	0.46	0.81	0.74	0.61	0.47	1.00	0.76	0.63	0.49	1.00	0.78	0.65	0.51	1.00	0.80	0.67	0.53	1.00	1.00	0.72	0.58
		ΔT	22	20	17	13	22	20	17	13	22	21	17	13	22	20	17	13	22	20	16	13	23	21	18	14
kW		2.04	2.04	2.04	2.05	2.27	2.27	2.26	2.28	2.52	2.52	2.51	2.53	2.79	2.79	2.79	2.80	3.10	3.09	3.09	3.11	3.45	3.45	3.45	3.46	
Amps		7.7	7.7	7.7	7.8	8.7	8.7	8.7	8.8	9.9	9.9	9.9	9.9	11.1	11.1	11.1	11.2	12.5	12.5	12.5	12.6	14.2	14.1	14.1	14.2	
Hi PR	254	255	256	261	293	294	295	300	334	335	336	341	378	379	380	385	425	426	428	432	476	477	479	483		
Lo PR	125	126	129	134	132	134	137	142	138	140	143	148	144	145	148	153	149	151	154	159	156	157	160	165		
1350	MBh	35.9	36.4	37.4	38.9	35.6	36.1	37.1	38.6	34.8	35.2	36.2	37.8	33.2	33.7	34.7	36.3	31.4	31.9	32.9	34.4	29.7	30.2	31.2	32.7	
	S/T	0.80	0.72	0.59	0.46	1.00	0.73	0.60	0.46	1.00	0.75	0.62	0.49	1.00	0.77	0.64	0.51	1.00	0.79	0.66	0.53	1.00	1.00	0.71	0.58	
	ΔT	21	19	16	12	21	19	16	12	21	20	16	12	21	19	16	12	21	19	15	12	22	20	17	13	
	kW	2.05	2.05	2.05	2.06	2.28	2.28	2.27	2.29	2.53	2.53	2.52	2.54	2.80	2.80	2.80	2.81	3.11	3.10	3.10	3.12	3.46	3.46	3.46	3.47	
	Amps	7.7	7.7	7.7	7.8	8.8	8.8	8.7	8.8	9.9	9.9	9.9	10.0	11.2	11.2	11.1	11.2	12.6	12.6	12.5	12.6	14.2	14.2	14.2	14.3	
Hi PR	256	257	259	263	295	296	298	302	336	337	339	343	380	381	383	387	428	429	431	435	479	480	481	486		
Lo PR	128	129	132	138	135	137	140	145	142	143	146	151	147	148	151	157	152	154	157	162	159	160	163	168		

IDB: Entering Indoor Dry Bulb Temperature
 High and low pressures are measured at the liquid and suction service valves.
 Shaded area reflects ACCA (TVA) Rating Conditions.
 kW = Total system power
 Amps = Outdoor unit amps (compressor + fan)

EXPANDED COOLING DATA — GSZ140371A* / ARUF37C14A*+TXV (CONT.)

IDB	AIRFLOW	OUTDOOR AMBIENT TEMPERATURE												ENTERING INDOOR WET BULB TEMPERATURE											
		65°F				75°F				85°F				95°F				105°F				115°F			
		59	63	67	71	59	63	67	71	59	63	67	71	59	63	67	71	59	63	67	71	59	63	67	71
80	MBh	34.2	34.7	35.7	37.2	33.9	34.4	35.4	36.9	33.0	33.5	34.5	36.0	31.5	32.0	33.0	34.5	29.7	30.2	31.2	32.7	28.0	28.5	29.5	31.0
	S/T	0.88	0.81	0.68	0.54	1.00	0.81	0.68	0.55	1.00	0.84	0.71	0.57	1.00	0.86	0.73	0.59	1.00	1.00	0.75	0.61	1.00	1.00	0.80	0.66
	ΔT	28	26	23	19	28	26	23	19	28	26	23	19	28	26	23	19	28	26	22	19	29	27	24	20
	kW	2.03	2.02	2.02	2.04	2.25	2.25	2.25	2.26	2.50	2.50	2.50	2.52	2.78	2.77	2.77	2.79	3.08	3.08	3.07	3.09	3.44	3.44	3.43	3.45
	Amps	7.6	7.6	7.6	7.7	8.7	8.7	8.6	8.7	9.8	9.8	9.8	9.9	11.1	11.0	11.0	11.1	12.4	12.4	12.4	12.5	14.1	14.1	14.1	14.1
	Hi PR	250	252	253	258	290	291	292	297	330	332	333	338	375	376	377	382	422	423	425	429	473	474	476	480
Lo PR	122	123	126	131	129	131	134	139	135	137	140	145	141	142	145	150	146	148	151	156	153	154	157	162	
80	MBh	35.2	35.7	36.7	38.2	34.9	35.4	36.4	37.9	34.0	34.5	35.5	37.0	32.5	33.0	34.0	35.5	30.7	31.1	32.1	33.7	29.0	29.5	30.5	32.0
	S/T	1.00	0.85	0.72	0.58	1.00	0.86	0.73	0.59	1.00	0.88	0.75	0.61	1.00	1.00	0.77	0.63	1.00	1.00	0.79	0.65	1.00	1.00	0.84	0.70
	ΔT	27	25	21	17	26	25	21	17	27	25	21	17	26	25	21	17	26	24	21	17	27	25	22	18
	kW	2.04	2.04	2.04	2.05	2.27	2.27	2.26	2.28	2.52	2.52	2.51	2.53	2.79	2.79	2.79	2.80	3.10	3.09	3.09	3.11	3.45	3.45	3.45	3.47
	Amps	7.7	7.7	7.7	7.8	8.7	8.7	8.7	8.8	9.9	9.9	9.9	9.9	11.1	11.1	11.1	11.2	12.5	12.5	12.5	12.6	14.2	14.1	14.1	14.2
	Hi PR	254	255	257	261	293	294	296	300	334	335	337	341	378	379	381	385	426	427	428	433	476	477	479	484
Lo PR	125	127	130	135	133	134	137	142	139	141	144	149	144	146	149	154	150	151	154	159	156	158	161	166	
1350	MBh	36.1	36.6	37.6	39.1	35.8	36.3	37.3	38.8	34.9	35.4	36.4	37.9	33.4	33.9	34.9	36.4	31.6	32.0	33.1	34.6	29.9	30.4	31.4	32.9
	S/T	1.00	0.84	0.71	0.58	1.00	0.85	0.72	0.58	1.00	0.87	0.74	0.61	1.00	1.00	0.76	0.63	1.00	1.00	0.78	0.65	1.00	1.00	0.83	0.70
	ΔT	26	24	20	16	25	24	20	16	26	24	20	17	25	24	20	16	25	23	20	16	26	24	21	17
	kW	2.05	2.05	2.05	2.06	2.28	2.28	2.27	2.29	2.53	2.53	2.52	2.54	2.80	2.80	2.80	2.81	3.11	3.10	3.10	3.12	3.46	3.46	3.46	3.47
	Amps	7.7	7.7	7.7	7.8	8.8	8.8	8.8	8.8	9.9	9.9	9.9	10.0	11.2	11.2	11.2	11.2	12.6	12.6	12.5	12.6	14.2	14.2	14.2	14.3
	Hi PR	257	258	260	264	296	297	299	303	337	338	340	344	381	382	384	388	428	429	431	435	479	480	482	486
Lo PR	128	130	133	138	136	137	140	145	142	144	147	152	147	149	152	157	153	154	157	162	159	161	164	169	

85	MBh	34.8	35.2	36.3	37.8	34.5	34.9	36.0	37.5	33.6	34.1	35.1	36.6	32.1	32.6	33.6	35.1	30.2	30.7	31.7	33.3	28.6	29.0	30.0	31.6
	S/T	1.00	0.91	0.78	0.64	1.00	0.91	0.78	0.64	1.00	1.00	0.81	0.67	1.00	1.00	0.82	0.69	1.00	1.00	0.85	0.71	1.00	1.00	1.00	0.76
	ΔT	32	30	26	23	32	30	26	23	32	30	27	23	32	30	26	23	32	30	26	22	33	31	27	24
	kW	2.03	2.03	2.03	2.04	2.26	2.25	2.25	2.27	2.51	2.51	2.50	2.52	2.78	2.78	2.77	2.79	3.08	3.08	3.08	3.10	3.44	3.44	3.44	3.45
	Amps	7.6	7.6	7.6	7.7	8.7	8.7	8.7	8.7	9.8	9.8	9.8	9.9	11.1	11.1	11.1	11.1	12.5	12.5	12.4	12.5	14.1	14.1	14.1	14.2
	Hi PR	252	253	254	259	291	292	293	298	332	333	334	339	376	377	379	383	423	424	426	430	474	475	477	481
Lo PR	124	125	128	133	131	132	135	140	137	139	142	147	143	144	147	152	148	149	152	158	155	156	159	164	
1200	MBh	35.8	36.2	37.2	38.8	35.5	35.9	36.9	38.5	34.6	35.1	36.1	37.6	33.1	33.6	34.6	36.1	31.2	31.7	32.7	34.2	29.6	30.0	31.0	32.6
	S/T	1.00	0.95	0.82	0.68	1.00	1.00	0.82	0.69	1.00	1.00	0.85	0.71	1.00	1.00	0.87	0.73	1.00	1.00	0.89	0.75	1.00	1.00	1.00	0.80
	ΔT	30	28	25	21	30	28	25	21	31	29	25	21	30	28	25	21	30	28	24	21	31	29	26	22
	kW	2.05	2.05	2.04	2.06	2.27	2.27	2.27	2.28	2.52	2.52	2.52	2.54	2.80	2.79	2.79	2.81	3.10	3.10	3.10	3.11	3.46	3.46	3.45	3.47
	Amps	7.7	7.7	7.7	7.8	8.8	8.7	8.7	8.8	9.9	9.9	9.9	10.0	11.2	11.1	11.1	11.2	12.5	12.5	12.5	12.6	14.2	14.2	14.2	14.2
	Hi PR	255	256	258	262	294	295	297	301	335	336	338	342	379	380	382	386	427	428	430	434	478	479	480	485
Lo PR	127	129	132	137	134	136	139	144	141	142	145	150	146	148	151	156	151	153	156	161	158	160	163	168	
1350	MBh	36.7	37.1	38.1	39.7	36.4	36.8	37.8	39.4	35.5	36.0	37.0	38.5	34.0	34.5	35.5	37.0	32.1	32.6	33.6	35.1	30.5	30.9	31.9	33.5
	S/T	1.00	0.94	0.81	0.67	1.00	1.00	0.82	0.68	1.00	1.00	0.84	0.70	1.00	1.00	0.86	0.72	1.00	1.00	0.90	0.74	1.00	1.00	1.00	0.79
	ΔT	29	27	24	20	29	27	24	20	30	28	24	20	29	27	24	20	29	27	23	20	30	28	25	21
	kW	2.06	2.06	2.05	2.07	2.28	2.28	2.28	2.29	2.53	2.53	2.53	2.55	2.81	2.80	2.80	2.82	3.11	3.11	3.11	3.12	3.47	3.47	3.46	3.48
	Amps	7.8	7.8	7.7	7.8	8.8	8.8	8.8	8.9	10.0	9.9	9.9	10.0	11.2	11.2	11.2	11.2	12.6	12.6	12.6	12.6	14.2	14.2	14.2	14.3
	Hi PR	258	259	261	265	297	298	300	304	338	339	341	345	382	383	385	389	430	431	432	437	480	481	483	487
Lo PR	130	132	135	140	137	139	142	147	144	145	148	153	149	151	154	159	155	156	159	164	161	163	166	171	

IDB: Entering Indoor Dry Bulb Temperature
 High and low pressures are measured at the liquid and suction service valves.
 Shaded area reflects AHRI Rating Conditions.
 kW = Total system power
 Amps = Outdoor unit amps (compressor + fan)

EXPANDED COOLING DATA — GSZ140421K* + ARUF43C14** + TXV

IDB	AIRFLOW	OUTDOOR AMBIENT TEMPERATURE												115°F											
		65°F				75°F				85°F					95°F				105°F						
		59	63	67	71	59	63	67	71	59	63	67	71		59	63	67	71	59	63	67	71	59	63	67
ENTERING INDOOR WET BULB TEMPERATURE																									
1300	MBh	40.2	40.8	41.9	-	39.8	40.4	41.6	-	38.8	39.4	40.6	-	37.0	37.6	38.8	-	34.8	35.4	36.6	-	32.9	33.4	34.6	-
	S/T	0.66	0.59	0.45	-	0.67	0.59	0.46	-	0.69	0.62	0.48	-	1.00	0.64	0.50	-	1.00	0.66	0.52	-	1.00	0.71	0.58	-
	ΔT	18	17	13	-	18	16	13	-	19	17	13	-	18	16	13	-	18	16	13	-	19	17	14	-
	kW	2.44	2.44	2.44	-	2.72	2.72	2.72	-	3.03	3.03	3.03	-	3.37	3.37	3.36	-	3.74	3.74	3.73	-	4.18	4.18	4.17	-
	Amps	9.0	9.0	8.9	-	10.2	10.2	10.2	-	11.7	11.6	11.6	-	13.2	13.2	13.2	-	14.9	14.9	14.9	-	16.9	16.9	16.9	-
	HI PR	254	255	257	-	294	295	297	-	335	337	338	-	380	381	383	-	429	430	431	-	480	481	483	-
	LO PR	124	125	129	-	131	133	136	-	138	139	143	-	143	145	148	-	149	150	153	-	156	157	160	-
	MBh	40.6	41.1	42.3	-	40.2	40.8	42.0	-	39.2	39.7	40.9	-	37.4	38.0	39.1	-	35.2	35.8	37.0	-	33.2	33.8	35.0	-
	S/T	0.69	0.61	0.48	-	0.69	0.62	0.48	-	0.72	0.64	0.51	-	1.00	0.66	0.53	-	1.00	0.68	0.55	-	1.00	0.73	0.60	-
1400	ΔT	18	16	13	-	18	16	13	-	18	16	13	-	18	16	13	-	17	16	12	-	17	16	13	-
	kW	2.45	2.45	2.45	-	2.73	2.73	2.72	-	3.04	3.04	3.03	-	3.37	3.37	3.37	-	3.75	3.75	3.74	-	4.19	4.19	4.18	-
	Amps	9.0	9.0	9.0	-	10.3	10.3	10.2	-	11.7	11.7	11.7	-	13.2	13.2	13.2	-	14.9	14.9	14.9	-	17.0	16.9	16.9	-
	HI PR	255	256	258	-	295	296	298	-	337	338	340	-	382	383	384	-	430	431	433	-	481	483	484	-
	LO PR	125	127	130	-	133	134	137	-	139	141	144	-	145	146	149	-	150	152	155	-	157	158	161	-
	MBh	41.3	41.9	43.1	-	41.0	41.5	42.7	-	39.9	40.5	41.7	-	38.2	38.7	39.9	-	36.0	36.5	37.7	-	34.0	34.6	35.7	-
	S/T	0.71	0.63	0.50	-	0.71	0.64	0.50	-	0.74	0.66	0.53	-	1.00	0.68	0.55	-	1.00	0.70	0.57	-	1.00	0.75	0.62	-
	ΔT	17	15	12	-	17	15	12	-	17	15	12	-	17	15	12	-	17	15	11	-	18	16	13	-
	kW	2.46	2.46	2.46	-	2.74	2.74	2.74	-	3.05	3.05	3.04	-	3.39	3.38	3.38	-	3.76	3.76	3.75	-	4.20	4.20	4.19	-
1575	Amps	9.1	9.0	9.0	-	10.3	10.3	10.3	-	11.7	11.7	11.7	-	13.3	13.3	13.2	-	15.0	15.0	15.0	-	17.0	17.0	17.0	-
	HI PR	258	259	260	-	297	298	300	-	339	340	342	-	384	385	387	-	432	433	435	-	484	485	487	-
	LO PR	127	129	132	-	135	136	140	-	141	143	146	-	147	148	152	-	152	154	157	-	159	161	164	-
	MBh	40.2	40.8	42.0	43.8	39.9	40.4	41.6	43.4	38.8	39.4	40.6	42.4	37.0	37.6	38.8	40.6	34.9	35.4	36.6	38.4	32.9	33.4	34.6	36.4
	S/T	0.79	0.72	0.58	0.44	0.80	0.72	0.59	0.44	1.00	0.75	0.61	0.47	1.00	0.77	0.63	0.49	1.00	0.79	0.65	0.51	1.00	1.00	0.70	0.56
	ΔT	22	20	17	14	22	20	17	14	22	21	17	14	22	20	17	14	22	20	17	13	23	21	18	14
	kW	2.44	2.44	2.44	2.46	2.72	2.72	2.71	2.73	3.03	3.03	3.02	3.04	3.37	3.36	3.36	3.38	3.74	3.74	3.73	3.75	4.18	4.18	4.17	4.19
	Amps	9.0	9.0	8.9	9.0	10.2	10.2	10.2	10.3	11.6	11.6	11.6	11.7	13.2	13.2	13.2	13.2	14.9	14.9	14.9	15.0	16.9	16.9	16.9	17.0
	HI PR	254	255	257	261	294	295	297	301	336	337	338	343	380	382	383	388	429	430	432	436	480	481	483	488
LO PR	124	126	129	134	131	133	136	141	138	139	143	148	143	145	148	153	149	150	153	159	156	157	160	165	
75	MBh	40.6	41.2	42.3	44.2	40.2	40.8	42.0	43.8	39.2	39.8	40.9	42.8	37.4	38.0	39.2	41.0	35.2	35.8	37.0	38.8	33.3	33.8	35.0	36.8
	S/T	0.82	0.74	0.60	0.46	0.82	0.75	0.61	0.47	1.00	0.77	0.64	0.49	1.00	0.79	0.65	0.51	1.00	0.81	0.68	0.53	1.00	1.00	0.73	0.59
	ΔT	22	20	17	13	22	20	16	13	22	20	17	13	22	20	16	13	21	20	16	13	22	21	17	14
	kW	2.45	2.45	2.44	2.47	2.73	2.73	2.72	2.74	3.04	3.04	3.03	3.05	3.37	3.37	3.37	3.39	3.75	3.75	3.74	3.76	4.19	4.18	4.18	4.20
	Amps	9.0	9.0	9.0	9.1	10.3	10.3	10.2	10.3	11.7	11.7	11.7	11.7	13.2	13.2	13.2	13.3	14.9	14.9	14.9	15.0	16.9	16.9	16.9	17.0
	HI PR	256	257	258	263	295	296	298	303	337	338	340	344	382	383	385	389	430	431	433	437	482	483	485	489
	LO PR	125	127	130	135	133	134	137	142	139	141	144	149	145	146	149	154	150	152	155	160	157	158	161	167
	MBh	41.4	41.9	43.1	44.9	41.0	41.6	42.7	44.6	40.0	40.5	41.7	43.5	38.2	38.7	39.9	41.7	36.0	36.6	37.7	39.6	34.0	34.6	35.8	37.6
	S/T	0.84	0.76	0.62	0.48	1.00	0.77	0.63	0.49	1.00	0.79	0.66	0.51	1.00	0.81	0.68	0.53	1.00	0.83	0.70	0.55	1.00	1.00	0.75	0.61
ΔT	21	19	16	12	21	19	16	12	21	19	16	12	21	19	16	12	20	19	15	12	22	20	16	13	
kW	2.46	2.46	2.46	2.48	2.74	2.74	2.73	2.75	3.05	3.05	3.04	3.06	3.39	3.38	3.38	3.40	3.76	3.76	3.75	3.77	4.20	4.20	4.19	4.21	
Amps	9.1	9.0	9.0	9.1	10.3	10.3	10.3	10.4	11.7	11.7	11.7	11.8	13.3	13.2	13.2	13.3	15.0	15.0	15.0	15.1	17.0	17.0	17.0	17.1	
HI PR	258	259	261	265	298	299	300	305	339	340	342	346	384	385	387	391	432	433	435	440	484	485	487	491	
LO PR	128	129	132	137	135	136	140	145	141	143	146	151	147	148	152	157	152	154	157	162	159	161	164	169	

IDB: Entering Indoor Dry Bulb Temperature
 High and low pressures are measured at the liquid and suction service valves.
 Shaded area reflects ACCA (TVA) Rating Conditions.
 kW = Total system power
 Amps = Outdoor unit amps (compressor + fan)

IDB		OUTDOOR AMBIENT TEMPERATURE																																																																							
		65°F												75°F												85°F												95°F												105°F												115°F											
		59	63	67	71	59	63	67	71	59	63	67	71	59	63	67	71	59	63	67	71	59	63	67	71	59	63	67	71	59	63	67	71	59	63	67	71																																				
1400		MBh	45.9	46.5	47.9	-	45.5	46.1	47.5	-	44.3	44.9	46.3	-	42.2	42.9	44.2	-	39.7	40.4	41.7	-	37.4	38.1	39.4	-	35.7	36.4	37.7	-	34.4	35.1	36.4	-	32.1	32.8	34.1	-	29.8	30.5	31.8	-																															
		S/T	0.64	0.56	0.42	-	0.65	0.57	0.43	-	0.67	0.59	0.45	-	0.69	0.61	0.47	-	1.00	0.64	0.50	-	1.00	0.69	0.55	-	1.00	0.69	0.54	-	1.00	0.69	0.54	-	1.00	0.64	0.50	-	1.00	0.69	0.55	-																															
1560		ΔT	19	17	14	-	19	17	14	-	19	17	14	-	19	17	14	-	19	17	14	-	19	17	14	-	19	17	14	-	19	17	14	-	19	17	14	-	20	18	15	-																															
		kW	2.79	2.78	2.78	-	3.11	3.10	3.10	-	3.46	3.46	3.46	-	3.85	3.85	3.84	-	4.28	4.28	4.28	-	4.79	4.79	4.78	-	5.18	5.18	5.17	-	5.67	5.67	5.66	-	6.16	6.16	6.15	-	6.65	6.65	6.64	-																															
1800		Amps	10.2	10.2	10.2	-	11.7	11.7	11.6	-	13.3	13.3	13.3	-	15.1	15.1	15.0	-	17.1	17.0	17.0	-	19.4	19.4	19.3	-	21.7	21.7	21.7	-	24.0	24.0	24.0	-	26.3	26.3	26.3	-	28.6	28.6	28.6	-																															
		HI PR	256	257	259	-	296	297	299	-	338	339	341	-	384	385	387	-	433	434	436	-	485	486	488	-	532	533	535	-	583	584	586	-	633	634	636	-	686	687	689	-																															
70		LO PR	122	124	127	-	130	131	134	-	136	138	141	-	142	143	146	-	147	149	152	-	154	156	159	-	157	159	162	-	165	167	170	-	172	174	177	-	179	181	184	-																															
		MBh	46.4	47.0	48.4	-	46.0	46.6	48.0	-	44.8	45.4	46.8	-	42.7	43.4	44.7	-	40.2	40.9	42.2	-	37.9	38.6	39.9	-	35.6	36.3	37.6	-	33.3	34.0	35.3	-	31.0	31.7	33.0	-	28.7	29.4	30.7	-																															
1800		S/T	0.69	0.61	0.47	-	0.69	0.62	0.48	-	0.72	0.64	0.50	-	1.00	0.66	0.52	-	1.00	0.69	0.54	-	1.00	0.74	0.60	-	1.00	0.69	0.54	-	1.00	0.69	0.54	-	1.00	0.69	0.54	-	1.00	0.74	0.60	-																															
		ΔT	18	16	13	-	18	16	13	-	18	16	13	-	18	16	13	-	18	16	13	-	18	16	13	-	18	16	13	-	18	16	13	-	18	16	13	-	18	16	13	-																															
75		kW	2.82	2.81	2.81	-	3.14	3.14	3.13	-	3.50	3.49	3.49	-	3.88	3.88	3.87	-	4.31	4.31	4.31	-	4.82	4.82	4.81	-	5.24	5.24	5.23	-	5.75	5.75	5.74	-	6.26	6.26	6.25	-	6.77	6.77	6.76	-																															
		Amps	10.3	10.3	10.3	-	11.8	11.8	11.8	-	13.4	13.4	13.4	-	15.2	15.2	15.2	-	17.2	17.2	17.2	-	19.5	19.5	19.5	-	21.8	21.8	21.8	-	24.1	24.1	24.1	-	26.4	26.4	26.4	-	28.7	28.7	28.7	-																															
1400		HI PR	260	261	263	-	300	302	303	-	343	344	346	-	388	389	391	-	437	438	440	-	489	491	492	-	540	541	543	-	591	592	594	-	644	645	647	-	697	698	700	-																															
		LO PR	126	128	131	-	134	135	138	-	140	142	145	-	146	147	150	-	151	153	156	-	158	159	163	-	165	166	170	-	171	173	177	-	178	180	184	-	189	191	195	-																															
1560		MBh	45.9	46.6	47.9	50.0	45.5	46.1	47.5	49.6	44.3	44.9	46.3	48.4	42.2	42.9	44.3	46.4	43.7	44.4	45.8	48.9	42.7	43.4	44.7	47.0	40.2	40.9	42.2	44.3	37.9	38.6	40.0	42.0	35.6	36.3	37.6	40.2	31.0	31.7	33.0	35.6																															
		S/T	0.77	0.69	0.55	0.41	0.78	0.70	0.56	0.41	0.46	1.00	0.73	0.59	0.44	1.00	0.75	0.61	0.46	1.00	0.82	0.68	0.53	1.00	0.75	0.61	0.46	1.00	0.82	0.68	0.53	1.00	0.82	0.68	0.53	1.00	0.82	0.68	0.53	1.00	0.75	0.61	0.46																														
1800		ΔT	23	21	18	14	23	21	18	14	23	21	18	14	23	21	18	14	23	21	18	14	23	21	18	14	23	21	18	14	23	21	18	14	23	21	18	14	23	21	18	14																															
		kW	2.79	2.78	2.78	2.80	3.11	3.10	3.10	3.12	3.14	3.48	3.46	3.45	3.48	3.85	3.85	3.84	3.87	4.30	4.28	4.27	4.30	4.79	4.79	4.78	4.81	5.24	5.24	5.23	5.26	5.75	5.75	5.74	5.77	6.26	6.26	6.25	6.28	6.77	6.77	6.76	6.79																														
75		Amps	10.2	10.2	10.2	10.3	11.7	11.6	11.7	11.8	13.3	13.3	13.3	13.4	15.1	15.1	15.0	15.1	17.1	17.1	17.1	17.2	19.4	19.4	19.3	19.4	21.7	21.7	21.7	21.7	24.0	24.0	24.0	24.0	26.3	26.3	26.3	26.3	28.6	28.6	28.6	28.6																															
		HI PR	256	257	259	263	296	297	299	304	305	340	340	341	346	384	385	387	391	433	434	436	440	485	486	488	493	532	533	535	535	583	584	586	586	633	634	636	636	686	687	689	689																														
1400		LO PR	122	124	127	132	130	131	134	140	136	138	141	146	142	143	146	152	157	156	157	160	154	156	159	164	165	166	170	171	173	177	178	180	184	189	191	195	195	200	200	203	203																														
		MBh	46.4	47.1	48.4	50.5	46.0	46.6	48.0	50.1	44.8	45.5	46.8	48.9	42.7	43.4	44.8	46.9	43.7	44.4	45.8	48.9	42.7	43.4	44.7	47.0	40.2	40.9	42.2	44.3	37.9	38.6	40.0	42.0	35.6	36.3	37.6	40.2	31.0	31.7	33.0	35.6																															
1560		S/T	0.82	0.74	0.60	0.46	0.83	0.75	0.61	0.46	1.00	0.78	0.64	0.49	1.00	0.80	0.66	0.51	1.00	0.86	0.72	0.57	1.00	0.80	0.66	0.51	1.00	0.86	0.72	0.57	1.00	0.86	0.72	0.57	1.00	0.86	0.72	0.57	1.00	0.80	0.66	0.51																															
		ΔT	22	20	17	13	22	20	17	13	22	20	17	14	22	20	17	13	22	20	17	13	22	20	17	13	22	20	17	13	22	20	17	13	22	20	17	13	22	20	17	13																															
1800		kW	2.80	2.80	2.79	2.81	3.12	3.12	3.11	3.14	3.48	3.47	3.47	3.49	3.86	3.86	3.86	3.88	4.31	4.29	4.29	4.31	4.80	4.80	4.79	4.82	5.24	5.24	5.23	5.26	5.75	5.75	5.74	5.77	6.26	6.26	6.25	6.28	6.77	6.77	6.76	6.79																															
		Amps	10.3	10.2	10.2	10.3	11.7	11.7	11.6	11.7	11.8	13.3	13.3	13.3	13.4	15.1	15.1	15.0	15.1	17.1	17.1	17.1	17.2	19.4	19.4	19.4	19.5	21.7	21.7	21.7	21.7	24.0	24.0	24.0	24.0	26.3	26.3	26.3	26.3	28.6	28.6	28.6	28.6																														
75		HI PR	258	259	261	265	298	299	301	305	340	341	343	348	386	387	389	393	435	436	438	442	487	488	490	494	533	534	536	536	584	585	587	587	635	636	638	638	687	688	690	690																															
		LO PR	124	125	129	134	131	133	136	141	148	138	139	142	148	143	145	150	156	155	156	159	163	154	156	159	165	166	170	171	173	177	178	180	184	189	191	195	195	200	200	203	203																														
1400		MBh	47.3	48.0	49.3	51.4	46.9	47.6	48.9	51.0	45.7	46.4	47.7	49.8	43.7	44.4	45.8	47.8	44.1	44.8	46.2	48.3	42.7	43.4	44.7	47.0	40.2	40.9	42.2	44.3	38.8	39.5	40.9	43.0	35.6	36.3	37.6	40.2	31.0	31.7	33.0	35.6																															
		S/T	0.86	0.78	0.64	0.50	1.00	0.79	0.65	0.50	0.46	1.00	0.82	0.68	0.53	1.00	0.84	0.70	0.55	1.00	0.86	0.72	0.57	1.00	0.80	0.66	0.51	1.00	0.86	0.72	0.57	1.00	0.86	0.72	0.57	1.00	0.86	0.72	0.57	1.00	0.80	0.66	0.51																														
1560		ΔT	21	19	16	12	21	19	16	12	21	19	16	13	21	19	16	12	21	19	16	12	21	19	16	13	21	19	16	12	21	19	16	12	21	19	16	12	21	19	16	12																															
		kW	2.82	2.81	2.81	2.83	3.14	3.13	3.13	3.15	3.18	3.49	3.49	3.49	3.51	3.88	3.88	3.87	3.90	4.31	4.30	4.30	4.33	4.82	4.82	4.81	4.84	5.24	5.24	5.23	5.26	5.75	5.75	5.74	5.77	6.26	6.26	6.25	6.28	6.77	6.77	6.76	6.79																														
1800		Amps	10.3	10.3	10.3	10.4	11.8	11.8	11.8	11.9	13.4	13.4	13.4	13.5	15.2	15.2	15.2	15.3	17.2	17.2	17.2	17.3	19.5	19.5	19.5	19.6	21.7	21.7	21.7	21.7	24.0	24.0	24.0	24.0	26.3	26.3	26.3	26.3	28.6	28.6	28.6	28.6																															
		HI PR	260	261	263	268	301	302	304	308	314	343	344	346	350	388	389	391	396	437	438	440	445	490	491	493	497	536	537	539	539	587	588	590	590	639	640	642	642	691	692	694	694																														
75		LO PR	126																																																																						

EXPANDED COOLING DATA — GSZ140481K* + ARUF61D14** + TXV (CONT.)

		OUTDOOR AMBIENT TEMPERATURE												95°F												105°F												115°F											
		65°F				75°F				85°F				ENTERING INDOOR WET BULB TEMPERATURE												105°F				115°F																			
IDB	AIRFLOW	59	63	67	71	59	63	67	71	59	63	67	71	59	63	67	71	59	63	67	71	59	63	67	71	59	63	67	71	59	63	67	71																
80	MBh	46.1	46.8	48.2	50.2	45.7	46.4	47.8	49.8	44.5	45.2	46.6	48.6	42.5	43.1	44.5	46.6	40.0	40.6	42.0	44.1	37.7	38.3	39.7	41.8	37.7	38.3	39.7	41.8	37.7	38.3	39.7	41.8																
	S/T	1.00	0.82	0.68	0.54	1.00	0.83	0.69	0.54	1.00	0.86	0.72	0.57	1.00	0.88	0.74	0.59	1.00	1.00	0.76	0.61	1.00	1.00	0.81	0.66	1.00	1.00	0.81	0.66	1.00	1.00	0.81	0.66																
	Delta T	27	25	22	18	27	25	22	18	27	25	22	18	27	25	22	18	26	25	21	18	27	26	22	19	27	26	22	19	27	26	22	19																
	KW	2.79	2.78	2.78	2.80	3.11	3.10	3.10	3.12	3.46	3.46	3.46	3.48	3.85	3.85	3.85	3.84	4.28	4.28	4.28	4.30	4.79	4.79	4.79	4.81	4.79	4.79	4.79	4.81	4.79	4.79	4.79	4.81																
	AMPS	10.2	10.2	10.2	10.3	11.7	11.7	11.6	11.7	13.3	13.3	13.3	13.4	15.1	15.1	15.0	15.1	17.1	17.0	17.0	17.1	19.4	19.4	19.4	19.4	19.4	19.4	19.4	19.4	19.4	19.4	19.4	19.4																
	HI PR	256	258	259	264	297	298	300	304	339	340	342	346	384	386	387	392	433	435	436	441	486	487	487	489	486	487	487	489	486	487	487	489																
	LO PR	123	124	128	133	130	132	135	140	137	138	142	147	142	144	147	152	148	149	152	158	155	156	159	164	155	156	159	164	155	156	159	164																
	MBh	46.6	47.3	48.7	50.8	46.2	46.9	48.3	50.3	45.0	45.7	47.1	49.1	43.0	43.6	45.0	47.1	40.5	41.1	42.5	44.6	38.2	38.8	40.2	42.3	38.2	38.8	40.2	42.3	38.2	38.8	40.2	42.3																
	S/T	1.00	0.87	0.73	0.59	1.00	0.88	0.74	0.59	1.00	0.91	0.77	0.62	1.00	1.00	0.79	0.64	1.00	1.00	0.81	0.66	1.00	1.00	0.86	0.71	1.00	1.00	0.86	0.71	1.00	1.00	0.86	0.71																
	Delta T	26	24	21	17	26	24	21	17	26	24	21	18	26	24	21	17	26	24	20	17	27	25	22	18	27	25	22	18	27	25	22	18																
KW	2.80	2.80	2.79	2.82	3.12	3.12	3.11	3.14	3.48	3.48	3.47	3.49	3.86	3.86	3.86	3.88	4.30	4.29	4.29	4.31	4.80	4.80	4.80	4.82	4.80	4.80	4.80	4.82	4.80	4.80	4.80	4.82																	
AMPS	10.3	10.2	10.2	10.3	11.7	11.7	11.7	11.8	13.4	13.4	13.3	13.4	15.1	15.1	15.1	15.2	17.1	17.1	17.1	17.2	19.4	19.4	19.4	19.5	19.4	19.4	19.4	19.5	19.4	19.4	19.4	19.5																	
HI PR	258	259	261	266	299	300	301	306	341	342	344	348	386	387	388	394	435	436	438	443	488	489	489	490	488	489	489	490	488	489	489	490																	
LO PR	124	126	129	134	132	133	136	142	138	140	143	148	144	145	149	154	149	151	154	159	156	158	161	166	156	158	161	166	156	158	161	166																	
MBh	47.6	48.2	49.6	51.7	47.1	47.8	49.2	51.2	46.0	46.6	48.0	50.1	43.9	44.5	45.9	48.0	41.4	42.0	43.4	45.5	39.1	39.7	41.1	43.2	39.1	39.7	41.1	43.2	39.1	39.7	41.1	43.2																	
S/T	1.00	0.91	0.77	0.62	1.00	0.92	0.78	0.63	1.00	0.95	0.80	0.66	1.00	1.00	0.82	0.68	1.00	1.00	0.85	0.70	1.00	1.00	0.90	0.75	1.00	1.00	0.90	0.75	1.00	1.00	0.90	0.75																	
Delta T	25	23	20	16	25	23	20	16	25	23	20	16	25	23	20	16	24	23	19	16	26	24	20	17	26	24	20	17	26	24	20	17																	
KW	2.82	2.81	2.81	2.83	3.14	3.13	3.13	3.15	3.49	3.49	3.49	3.51	3.88	3.88	3.87	3.90	4.31	4.31	4.31	4.33	4.82	4.82	4.82	4.84	4.82	4.82	4.82	4.84	4.82	4.82	4.82	4.84																	
AMPS	10.3	10.3	10.3	10.4	11.8	11.8	11.8	11.9	13.4	13.4	13.4	13.5	15.2	15.2	15.2	15.3	17.2	17.2	17.2	17.3	19.5	19.5	19.5	19.6	19.5	19.5	19.5	19.6	19.5	19.5	19.5	19.6																	
HI PR	261	262	264	268	301	302	304	308	343	344	346	351	389	390	392	396	438	439	441	445	490	491	491	493	490	491	491	493	490	491	491	493																	
LO PR	127	128	132	137	134	136	139	144	141	142	145	151	146	148	151	156	152	153	156	162	159	160	163	168	159	160	163	168	159	160	163	168																	

1400	MBh	46.9	47.6	48.9	51.0	46.5	47.2	48.5	50.6	45.3	46.0	47.3	49.4	43.3	43.9	45.3	47.4	40.7	41.4	42.8	44.8	38.4	39.1	40.5	42.6	38.4	39.1	40.5	42.6
	S/T	1.00	0.93	0.79	0.64	1.00	0.94	0.80	0.65	1.00	1.00	0.82	0.67	1.00	1.00	0.84	0.69	1.00	1.00	0.86	0.72	1.00	1.00	0.90	0.77	1.00	1.00	0.90	0.77
	Delta T	30	28	25	22	30	28	25	22	30	29	25	22	30	28	25	22	30	28	25	21	31	29	26	22	31	29	26	22
	KW	2.79	2.79	2.78	2.81	3.11	3.11	3.11	3.13	3.47	3.47	3.46	3.49	3.86	3.86	3.85	3.87	4.29	4.29	4.28	4.31	4.80	4.79	4.79	4.81	4.80	4.79	4.79	4.81
	AMPS	10.2	10.2	10.2	10.3	11.7	11.7	11.7	11.8	13.3	13.3	13.3	13.4	15.1	15.1	15.1	15.2	17.1	17.1	17.0	17.2	19.4	19.4	19.4	19.5	19.4	19.4	19.4	19.5
	HI PR	258	259	261	265	298	299	301	305	340	341	343	348	386	387	389	393	435	436	438	442	487	488	488	490	487	488	488	490
	LO PR	125	126	129	135	132	134	137	142	139	140	143	149	144	146	149	154	150	151	154	159	156	158	161	166	156	158	161	166
	MBh	47.4	48.1	49.4	51.5	47.0	47.7	49.0	51.1	45.8	46.5	47.8	49.9	43.8	44.4	45.8	47.9	41.2	41.9	43.3	45.3	38.9	39.6	41.0	43.1	38.9	39.6	41.0	43.1
	S/T	1.00	0.98	0.84	0.69	1.00	0.98	0.84	0.70	1.00	1.00	0.87	0.72	1.00	1.00	0.89	0.74	1.00	1.00	0.91	0.77	1.00	1.00	0.90	0.82	1.00	1.00	0.90	0.82
	Delta T	29	28	24	21	29	27	24	21	30	28	24	21	29	27	24	21	29	27	24	21	30	28	25	22	30	28	25	22
KW	2.81	2.80	2.80	2.82	3.13	3.12	3.12	3.14	3.48	3.48	3.48	3.50	3.87	3.87	3.86	3.89	4.30	4.30	4.30	4.32	4.81	4.81	4.80	4.83	4.81	4.81	4.80	4.83	
AMPS	10.3	10.3	10.3	10.4	11.8	11.7	11.7	11.8	13.4	13.4	13.4	13.5	15.2	15.2	15.1	15.2	17.1	17.1	17.1	17.2	19.5	19.5	19.5	19.6	19.5	19.5	19.5	19.6	
HI PR	259	261	262	267	300	301	303	307	342	343	345	349	387	389	390	395	436	438	439	444	489	490	492	496	489	490	492	496	
LO PR	126	128	131	136	134	135	138	144	140	142	145	150	146	147	150	156	151	153	156	161	158	159	162	168	158	159	162	168	
MBh	48.3	49.0	50.3	52.4	47.9	48.6	49.9	52.0	46.7	47.4	48.7	50.8	44.7	45.3	46.7	48.8	42.2	42.8	44.2	46.3	39.9	40.5	41.9	44.0	39.9	40.5	41.9	44.0	
S/T	1.00	1.00	0.88	0.73	1.00	1.00	0.88	0.74	1.00	1.00	0.91	0.76	1.00	1.00	0.93	0.78	1.00	1.00	0.95	0.80	1.00	1.00	0.90	0.86	1.00	1.00	0.90	0.86	
Delta T	28	26	23	20	28	26	23	20	28	27	23	20	28	26	23	20	28	26	23	19	29	27	24	21	29	27	24	21	
KW	2.82	2.82	2.82	2.84	3.14	3.14	3.14	3.16	3.50	3.50	3.49	3.52	3.89	3.89	3.88	3.90	4.32	4.32	4.32	4.34	4.83	4.82	4.82	4.84	4.83	4.82	4.82	4.84	
AMPS	10.4	10.4	10.3	10.4	11.8	11.8	11.8	11.9	13.5	13.5	13.4	13.5	15.2	15.2	15.2	15.3	17.2	17.2	17.2	17.3	19.5	19.5	19.5	19.6	19.5	19.5	19.5	19.6	
HI PR	262	263	265	269	302	303	305	310	345	346	347	352	390	391	393	397	439	440	442	446	491	492	494	499	491	492	494	499	
LO PR	129	130	133	139	136	138	141	146	143	144	147	153	148	150	153	158	154	155	158	163	160	162	165	170	160	162	165	170	

IDB: Entering Indoor Dry Bulb Temperature
 High and low pressures are measured at the liquid and suction service valves.

Shaded area reflects AHRI Rating Conditions.
 kW = Total system power
 Amps = Outdoor unit amps (compressor + fan)

IDB	AIRFLOW	OUTDOOR AMBIENT TEMPERATURE																																																																																																																																																																																																																																																																																																																																																																																																																																																																																																																																																																																																																																																																																																																																																																																																																																																																																																																																																																																																																																																																																																																																																																																																																																																																																																																																																																																																																																				
		65°F						75°F						85°F						95°F						105°F						115°F																																																																																																																																																																																																																																																																																																																																																																																																																																																																																																																																																																																																																																																																																																																																																																																																																																																																																																																																																																																																																																																																																																																																																																																																																																																																																																																																																																																																						
		59	63	67	71	59	63	67	71	59	63	67	71	59	63	67	71	59	63	67	71	59	63	67	71	59	63	67	71																																																																																																																																																																																																																																																																																																																																																																																																																																																																																																																																																																																																																																																																																																																																																																																																																																																																																																																																																																																																																																																																																																																																																																																																																																																																																																																																																																																																									
70	1400	MBh	45.9	46.5	47.9	-	45.5	46.1	47.5	-	44.3	44.9	46.3	-	42.2	42.9	44.2	-	39.8	40.4	41.8	-	37.5	38.1	39.5	-	35.2	35.8	37.2	-	31.9	32.5	33.9	-	28.6	29.2	30.6	-	24.3	24.9	26.3	-	19.0	19.6	21.0	-	14.7	15.3	16.7	-	10.4	11.0	12.4	-	6.1	6.7	8.1	-	1.8	2.4	3.8	-	-0.5	0.1	1.5	-	-3.2	-2.6	-1.2	-	-5.9	-5.3	-3.9	-	-8.6	-8.0	-6.6	-	-11.3	-10.7	-9.3	-	-14.0	-13.4	-12.0	-	-16.7	-16.1	-14.7	-	-19.4	-18.8	-17.4	-	-22.1	-21.5	-20.1	-	-24.8	-24.2	-22.8	-	-27.5	-26.9	-25.5	-	-30.2	-29.6	-28.2	-	-32.9	-32.3	-30.9	-	-35.6	-35.0	-33.6	-	-38.3	-37.7	-36.3	-	-41.0	-40.4	-39.0	-	-43.7	-43.1	-41.7	-	-46.4	-45.8	-44.4	-	-49.1	-48.5	-47.1	-	-51.8	-51.2	-49.8	-	-54.5	-53.9	-52.5	-	-57.2	-56.6	-55.2	-	-59.9	-59.3	-57.9	-	-62.6	-62.0	-60.6	-	-65.3	-64.7	-63.3	-	-68.0	-67.4	-66.0	-	-70.7	-70.1	-68.7	-	-73.4	-72.8	-71.4	-	-76.1	-75.5	-74.1	-	-78.8	-78.2	-76.8	-	-81.5	-80.9	-79.5	-	-84.2	-83.6	-82.2	-	-86.9	-86.3	-84.9	-	-89.6	-89.0	-87.6	-	-92.3	-91.7	-90.3	-	-95.0	-94.4	-93.0	-	-97.7	-97.1	-95.7	-	-100.4	-99.8	-98.4	-	-103.1	-102.5	-101.1	-	-105.8	-105.2	-103.8	-	-108.5	-107.9	-106.5	-	-111.2	-110.6	-109.2	-	-113.9	-113.3	-111.9	-	-116.6	-116.0	-114.6	-	-119.3	-118.7	-117.3	-	-122.0	-121.4	-120.0	-	-124.7	-124.1	-122.7	-	-127.4	-126.8	-125.4	-	-130.1	-129.5	-128.1	-	-132.8	-132.2	-130.8	-	-135.5	-134.9	-133.5	-	-138.2	-137.6	-136.2	-	-140.9	-140.3	-138.9	-	-143.6	-143.0	-141.6	-	-146.3	-145.7	-144.3	-	-149.0	-148.4	-147.0	-	-151.7	-151.1	-149.7	-	-154.4	-153.8	-152.4	-	-157.1	-156.5	-155.1	-	-159.8	-159.2	-157.8	-	-162.5	-161.9	-160.5	-	-165.2	-164.6	-163.2	-	-167.9	-167.3	-165.9	-	-170.6	-170.0	-168.6	-	-173.3	-172.7	-171.3	-	-176.0	-175.4	-174.0	-	-178.7	-178.1	-176.7	-	-181.4	-180.8	-179.4	-	-184.1	-183.5	-182.1	-	-186.8	-186.2	-184.8	-	-189.5	-188.9	-187.5	-	-192.2	-191.6	-190.2	-	-194.9	-194.3	-192.9	-	-197.6	-197.0	-195.6	-	-200.3	-199.7	-198.3	-	-203.0	-202.4	-201.0	-	-205.7	-205.1	-203.7	-	-208.4	-207.8	-206.4	-	-211.1	-210.5	-209.1	-	-213.8	-213.2	-211.8	-	-216.5	-215.9	-214.5	-	-219.2	-218.6	-217.2	-	-221.9	-221.3	-219.9	-	-224.6	-224.0	-222.6	-	-227.3	-226.7	-225.3	-	-230.0	-229.4	-228.0	-	-232.7	-232.1	-230.7	-	-235.4	-234.8	-233.4	-	-238.1	-237.5	-236.1	-	-240.8	-240.2	-238.8	-	-243.5	-242.9	-241.5	-	-246.2	-245.6	-244.2	-	-248.9	-248.3	-246.9	-	-251.6	-251.0	-249.6	-	-254.3	-253.7	-252.3	-	-257.0	-256.4	-255.0	-	-259.7	-259.1	-257.7	-	-262.4	-261.8	-260.4	-	-265.1	-264.5	-263.1	-	-267.8	-267.2	-265.8	-	-270.5	-269.9	-268.5	-	-273.2	-272.6	-271.2	-	-275.9	-275.3	-273.9	-	-278.6	-278.0	-276.6	-	-281.3	-280.7	-279.3	-	-284.0	-283.4	-282.0	-	-286.7	-286.1	-284.7	-	-289.4	-288.8	-287.4	-	-292.1	-291.5	-290.1	-	-294.8	-294.2	-292.8	-	-297.5	-296.9	-295.5	-	-300.2	-299.6	-298.2	-	-302.9	-302.3	-300.9	-	-305.6	-305.0	-303.6	-	-308.3	-307.7	-306.3	-	-311.0	-310.4	-309.0	-	-313.7	-313.1	-311.7	-	-316.4	-315.8	-314.4	-	-319.1	-318.5	-317.1	-	-321.8	-321.2	-319.8	-	-324.5	-323.9	-322.5	-	-327.2	-326.6	-325.2	-	-329.9	-329.3	-327.9	-	-332.6	-332.0	-330.6	-	-335.3	-334.7	-333.3	-	-338.0	-337.4	-336.0	-	-340.7	-340.1	-338.7	-	-343.4	-342.8	-341.4	-	-346.1	-345.5	-344.1	-	-348.8	-348.2	-346.8	-	-351.5	-350.9	-349.5	-	-354.2	-353.6	-352.2	-	-356.9	-356.3	-354.9	-	-359.6	-359.0	-357.6	-	-362.3	-361.7	-360.3	-	-365.0	-364.4	-363.0	-	-367.7	-367.1	-365.7	-	-370.4	-369.8	-368.4	-	-373.1	-372.5	-371.1	-	-375.8	-375.2	-373.8	-	-378.5	-377.9	-376.5	-	-381.2	-380.6	-379.2	-	-383.9	-383.3	-381.9	-	-386.6	-386.0	-384.6	-	-389.3	-388.7	-387.3	-	-392.0	-391.4	-390.0	-	-394.7	-394.1	-392.7	-	-397.4	-396.8	-395.4	-	-400.1	-399.5	-398.1	-	-402.8	-402.2	-400.8	-	-405.5	-404.9	-403.5	-	-408.2	-407.6	-406.2	-	-410.9	-410.3	-408.9	-	-413.6	-413.0	-411.6	-	-416.3	-415.7	-414.3	-	-419.0	-418.4	-417.0	-	-421.7	-421.1	-419.7	-	-424.4	-423.8	-422.4	-	-427.1	-426.5	-425.1	-	-429.8	-429.2	-427.8	-	-432.5	-431.9	-430.5	-	-435.2	-434.6	-433.2	-	-437.9	-437.3	-435.9	-	-440.6	-440.0	-438.6	-	-443.3	-442.7	-441.3	-	-446.0	-445.4	-444.0	-	-448.7	-448.1	-446.7	-	-451.4	-450.8	-449.4	-	-454.1	-453.5	-452.1	-	-456.8	-456.2	-454.8	-	-459.5	-458.9	-457.5	-	-462.2	-461.6	-460.2	-	-464.9	-464.3	-462.9	-	-467.6	-467.0	-465.6	-	-470.3	-469.7	-468.3	-	-473.0	-472.4	-471.0	-	-475.7	-475.1	-473.7	-	-478.4	-477.8	-476.4	-	-481.1	-480.5	-479.1	-	-483.8	-483.2	-481.8	-	-486.5	-485.9	-484.5	-	-489.2	-488.6	-487.2	-	-491.9	-491.3	-489.9	-	-494.6	-494.0	-492.6	-	-497.3	-496.7	-495.3	-	-500.0	-499.4	-498.0	-	-502.7	-502.1	-500.7	-	-505.4	-504.8	-503.4	-	-508.1	-507.5	-506.1	-	-510.8	-510.2	-508.8	-	-513.5	-512.9	-511.5	-	-516.2	-515.6	-514.2	-	-518.9	-518.3	-516.9	-	-521.6	-521.0	-519.6	-	-524.3	-523.7	-522.3	-	-527.0	-526.4	-525.0	-	-529.7	-529.1	-527.7	-	-532.4	-531.8	-530.4	-	-535.1	-534.5	-533.1	-	-537.8	-537.2	-535.8	-	-540.5	-539.9	-538.5	-	-543.2	-542.6	-541.2	-	-545.9	-545.3	-543.9	-	-548.6	-548.0	-546.6	-	-551.3	-550.7	-549.3	-	-554.0	-553.4	-552.0	-	-556.7	-556.1	-554.7	-	-559.4	-558.8	-557.4	-	-562.1	-561.5	-560.1	-	-564.8	-564.2	-562.8	-	-567.5	-566.9	-565.5	-	-570.2	-569.6	-568.2	-	-572.9	-572.3	-570.9	-	-575.6	-575.0	-573.6	-	-578.3	-577.7	-576.3	-	-581.0	-580.4	-579.0	-	-583.7	-583.1	-581.7	-	-586.4	-585.8	-584.4	-	-589.1	-588.5	-587.1	-	-591.8	-591.2	-589.8	-	-594.5	-593.9	-592.5	-	-597.2	-596.6	-595.2	-	-600.0	-599.4	-598.0	-	-602.7	-602.1	-600.7	-	-605.4	-604.8	-603.4	-	-608.1	-607.5	-606.1	-	-610.8	-610.2	-608.8	-	-613.5	-612.9	-611.5	-	-616.2	-615.6	-614.2	-	-618.9	-618.3	-616.9	-	-621.6	-621.0	-619.6	-	-624.3	-623.7	-622.3	-	-627.0	-626.4	-625.0	-	-629.7	-629.1	-627.7	-	-632.4	-631.8	-630.4	-	-635.1	-634.5	-633.1	-	-637.8	-637.2	-635.8	-	-640.5	-639.9	-638.5	-	-643.2	-642.6	-641.2	-	-645.9	-645.3	-643.9	-	-648.6	-648.0	-646.6	-	-651.3	-650.7	-649.3	-	-654.0	-653.4	-652.0	-	-656.7	-656.1	-654.7	-	-659.4	-658.8	-657.4	-	-662.1	-661.5	-660.1	-	-664.8	-664.2	-662.8	-	-667.5	-666.9	-665.5	-	-670.2	-669.6	-668.2	-	-672.9	-672.3	-670.9	-	-675.6	-675.0	-673.6	-	-678.3	-677.7	-676.3	-	-681.0	-680.4	-679.0	-	-683.7	-683.1	-681.7	-	-686.4	-685.8	-684.4	-	-689.1	-688.5	-687.1	-	-691.8	-691.2	-689.8	-	-694.5	-693.9	-692.5	-	-697.2	-696.6	-695.2	-	-700.0	-699.4	-698.0	-	-702.7	-702.1	-700.7	-	-705.4	-704.8	-703.4	-	-708.1	-707.5	-706.1	-	-710.8	-710.2	-708.8	-	-713.5	-712.9	-711.5	-	-716.2	-715.6	-714.2	-	-718.9	-718.3	-716.9	-	-721.6	-721.0	-719.6	-	-724.3	-723.7	-722.3	-	-727.0	-726.4	-725.0	-	-729.7	-729.1	-727.7	-	-732.4	-731.8	-730.4	-	-735.1	-734.5	-733.1	-	-737.8	-737.2	-735.8	-	-740.5	-739.9	-738.5	-	-743.2	-742.6	-741.2	-	-745.9	-745.3	-743.9	-	-748.6	-748.0	-746.6	-	-751.3	-750.7	-749.3	-	-754.0	-753.4	-752.0	-	-756.7	-756.1	-754.7	-	-759.4	-758.8	-757.4	-	-762.1	-761.5	-760.1	-	-764.8	-764.2	-762.8	-	-767.5	-766.9	-765.5	-	-770.2	-769.6	-768.2	-	-772.9	-772.3	-770.9	-	-775.6	-775.0	-773.6	-	-778.3	-777.7	-776.3	-	-781.0	-780.4	-779.0	-	-783.7	-783.1	-781.7	-	-786.4	-785.8	-784.4	-	-789.1	-788.5	-787.1	-	-791.8	-791.2	-789.8	-	-794.5	-793.9	-792.5	-	-797.2	-796.6	-795.2	-	-800.0	-799.4	-798.0	-	-802.7	-802.1	-800.7	-	-805.4	-804.8	-803.4	-	-808.1	-807.5	-806.1	-	-810.8	-810.2	-808.8	-	-813.5	-812.9	-811.5	-	-816.2	-815.6	-814.2	-	-818.9	-818.3	-816.9	-	-821.6	-821.0	-819.6	-	-824.3	-823.7	-822.3	-	-827.0	-826.4	-825.0	-	-829.7	-829.1	-827.7	-	-832.4	-831.8	-830.4	-	-835.1	-834.5	-833.1	-	-837.8	-837.2	-835.8	-	-840.5	-839.9	-838.5	-	-843.2	-842.6	-841.2	-	-845.9	-845.3	-843.9	-	-848.6	-848.0	-846.6	-	-851.3	-850.7	-849.3	-	-854.0	-853.4	-852.0	-	-856.7	-856.1	-854.7	-	-859.4	-858.8	-857.4	-	-862.1	-861.5	-860.1	-	-864.8	-864.2	-862.8	-	-867.5	-866.9	-865.5	-	-870.2	-869.6	-868.2	-	-872.9	-872.3	-870.9	-	-875.6	-875.0	-873.6	-	-878.3	-877.7	-876.3	-	-881.0	-880.4	-879.0	-	-883.7	-883.1	-881.7	-	-886.4	-885.8	-884.4	-	-889.1	-888.5	-887.1	-</

EXPANDED COOLING DATA — GSZ140491K* + ARUF49C14 + TXV (CONT.)**

IDB	AIRFLOW	OUTDOOR AMBIENT TEMPERATURE																								
		65°F					75°F					85°F														
		59	63	67	71	75	59	63	67	71	75	59	63	67	71	75										
1400	MBh	46.1	46.8	48.1	50.2	45.7	46.4	47.7	49.8	44.5	45.2	46.5	48.6	42.5	43.1	44.5	46.6	40.0	40.7	42.0	44.1	37.8	38.4	39.7	41.8	
	S/T	0.91	0.84	0.70	0.56	1.00	0.84	0.71	0.57	1.00	0.87	0.73	0.59	1.00	0.89	0.75	0.61	1.00	1.00	1.00	0.78	0.63	1.00	1.00	0.83	0.69
	ΔT	27	25	22	18	27	25	22	18	27	26	22	19	27	25	22	18	27	25	22	18	28	26	23	19	
	kW	2.69	2.69	2.69	2.71	3.01	3.01	3.00	3.02	3.02	3.36	3.36	3.35	3.37	3.74	3.74	3.73	3.75	4.16	4.16	4.15	4.18	4.66	4.66	4.65	4.68
	Amps	9.9	9.9	9.8	9.9	11.3	11.3	11.3	11.4	11.4	12.9	12.9	12.9	13.0	14.7	14.6	14.6	14.7	16.6	16.6	16.6	16.7	18.9	18.9	18.8	18.9
	Hi PR	249	250	252	257	288	289	291	295	295	329	330	332	336	373	374	376	380	420	421	423	427	471	472	474	478
	Lo PR	121	123	126	131	128	130	133	138	138	135	136	139	144	140	142	145	150	145	147	150	155	152	153	156	162
	80	MBh	47.0	47.6	48.9	51.0	46.6	47.2	48.5	50.6	45.4	46.0	47.4	49.4	43.3	44.0	45.3	47.4	40.8	41.5	42.8	44.9	38.6	39.2	40.6	42.6
		S/T	1.00	0.88	0.74	0.60	1.00	0.88	0.75	0.60	1.00	0.91	0.77	0.63	1.00	0.93	0.79	0.65	1.00	1.00	0.81	0.67	1.00	1.00	0.86	0.72
		ΔT	26	24	21	17	26	24	21	17	26	25	21	17	26	24	21	17	26	24	21	17	27	25	22	18
kW		2.71	2.71	2.70	2.72	3.02	3.02	3.02	3.04	3.04	3.37	3.37	3.37	3.39	3.75	3.75	3.75	3.77	4.18	4.18	4.17	4.19	4.68	4.67	4.67	4.69
Amps		9.9	9.9	9.9	10.0	11.4	11.4	11.3	11.5	11.5	13.0	13.0	13.0	13.1	14.7	14.7	14.7	14.8	16.7	16.7	16.6	16.7	18.9	18.9	18.9	19.0
Hi PR		252	253	255	259	291	292	293	298	298	331	333	334	339	375	376	378	382	423	424	426	430	473	474	476	480
Lo PR		123	125	128	133	131	132	135	140	140	137	138	142	147	142	144	147	152	148	149	152	157	154	156	159	164
1800		MBh	48.0	48.6	50.0	52.0	47.6	48.2	49.6	51.6	46.4	47.0	48.4	50.4	44.4	45.0	46.3	48.4	41.9	42.5	43.9	45.9	39.6	40.2	41.6	43.7
		S/T	1.00	0.88	0.75	0.61	1.00	0.89	0.75	0.61	1.00	0.91	0.78	0.64	1.00	1.00	0.80	0.66	1.00	1.00	0.82	0.68	1.00	1.00	0.87	0.73
		ΔT	25	23	20	16	25	23	20	16	25	24	20	17	25	23	20	16	25	23	20	16	26	24	21	17
	kW	2.72	2.72	2.71	2.74	3.04	3.03	3.03	3.05	3.05	3.39	3.39	3.38	3.40	3.77	3.76	3.76	3.78	4.19	4.19	4.18	4.21	4.69	4.69	4.68	4.71
	Amps	10.0	10.0	10.0	10.1	11.4	11.4	11.4	11.5	11.5	13.1	13.0	13.0	13.1	14.8	14.8	14.8	14.9	16.7	16.7	16.7	16.8	19.0	19.0	19.0	19.1
	Hi PR	254	255	257	261	293	294	296	300	300	334	335	337	341	378	379	381	385	425	426	428	432	476	477	478	483
	Lo PR	126	128	131	136	133	135	138	143	143	140	141	144	149	145	146	149	155	150	152	155	160	157	158	161	166

IDB	AIRFLOW	OUTDOOR AMBIENT TEMPERATURE																								
		65°F					75°F					85°F														
		59	63	67	71	75	59	63	67	71	75	59	63	67	71	75										
1400	MBh	46.9	47.5	48.9	50.9	46.5	47.1	48.5	50.5	45.3	45.9	47.3	49.4	43.3	43.9	45.3	47.3	40.8	41.4	42.8	44.8	38.5	39.2	40.5	42.6	
	S/T	1.00	0.94	0.80	0.66	1.00	0.95	0.81	0.67	1.00	1.00	0.84	0.69	1.00	1.00	0.85	0.71	1.00	1.00	0.88	0.73	1.00	1.00	0.93	0.79	
	ΔT	31	29	26	22	31	29	26	22	31	29	26	22	31	29	26	22	31	29	25	22	32	30	26	23	
	kW	2.70	2.70	2.69	2.72	3.01	3.01	3.01	3.03	3.03	3.36	3.36	3.36	3.38	3.74	3.74	3.74	3.76	4.17	4.17	4.16	4.18	4.67	4.66	4.66	4.68
	Amps	9.9	9.9	9.9	10.0	11.3	11.3	11.3	11.4	11.4	12.9	12.9	12.9	13.0	14.7	14.7	14.6	14.8	16.6	16.6	16.6	16.7	18.9	18.9	18.9	19.0
	Hi PR	251	252	253	258	290	291	292	297	297	330	331	333	337	374	375	377	381	422	423	424	429	472	473	475	479
	Lo PR	123	124	128	133	130	132	135	140	140	137	138	141	146	142	143	146	151	147	149	152	157	154	155	158	163
	1600	MBh	47.7	48.4	49.7	51.8	47.3	48.0	49.3	51.4	46.1	46.8	48.1	50.2	44.1	44.7	46.1	48.2	41.6	42.3	43.6	45.7	39.3	40.0	41.3	43.4
		S/T	1.00	0.98	0.84	0.70	1.00	0.98	0.85	0.71	1.00	1.00	0.87	0.73	1.00	1.00	0.89	0.75	1.00	1.00	0.91	0.77	1.00	1.00	1.00	0.82
		ΔT	30	28	25	21	30	28	24	21	30	28	25	21	30	28	24	21	30	28	24	21	31	29	25	22
kW		2.71	2.71	2.71	2.73	3.03	3.03	3.02	3.05	3.05	3.38	3.38	3.37	3.40	3.76	3.76	3.75	3.78	4.18	4.18	4.18	4.20	4.68	4.68	4.67	4.70
Amps		10.0	10.0	9.9	10.0	11.4	11.4	11.4	11.5	11.5	13.0	13.0	13.0	13.1	14.8	14.7	14.7	14.8	16.7	16.7	16.7	16.8	19.0	19.0	18.9	19.0
Hi PR		253	254	256	260	292	293	295	299	299	333	334	335	340	377	378	379	384	424	425	427	431	474	475	477	481
Lo PR		125	127	130	135	132	134	137	142	142	139	140	143	148	144	146	149	154	149	151	154	159	156	157	161	166
1800		MBh	48.7	49.4	50.7	52.8	48.3	49.0	50.3	52.4	47.2	47.8	49.1	51.2	45.1	45.8	47.1	49.2	42.6	43.3	44.6	46.7	40.4	41.0	42.4	44.4
		S/T	1.00	0.98	0.85	0.71	1.00	1.00	0.85	0.71	1.00	1.00	0.88	0.74	1.00	1.00	0.90	0.76	1.00	1.00	0.92	0.78	1.00	1.00	1.00	0.83
		ΔT	29	27	24	20	29	27	24	20	29	27	24	20	29	27	23	20	29	27	23	20	30	28	24	21
	kW	2.73	2.73	2.72	2.74	3.04	3.04	3.03	3.06	3.06	3.39	3.39	3.39	3.41	3.77	3.77	3.77	3.79	4.20	4.19	4.19	4.21	4.70	4.69	4.69	4.71
	Amps	10.0	10.0	10.0	10.1	11.5	11.5	11.4	11.5	11.5	13.1	13.1	13.0	13.2	14.8	14.8	14.8	14.9	16.8	16.7	16.7	16.8	19.0	19.0	19.0	19.1
	Hi PR	255	256	258	262	294	295	297	301	301	335	336	338	342	379	380	382	386	426	427	429	433	477	478	480	484
	Lo PR	128	129	132	137	135	137	140	145	145	141	143	146	151	147	148	151	156	152	153	157	162	159	160	163	168

IDB: Entering Indoor Dry Bulb Temperature
High and low pressures are measured at the liquid and suction service valves.

kW = Total system power
Amps = Outdoor unit amps (compressor + fan)

Shaded area reflects AHRI Rating Conditions.

IDB	OUTDOOR AMBIENT TEMPERATURE																																																								
	65°F							75°F							85°F							95°F							105°F							115°F																					
	59	63	67	71	59	63	67	71	59	63	67	71	59	63	67	71	59	63	67	71	59	63	67	71	59	63	67	71	59	63	67	71																									
1790	MBh	58.2	59.0	60.8	-	57.7	58.5	60.3	-	56.2	57.0	58.8	-	53.6	54.5	56.2	-	50.5	51.3	53.0	-	47.6	48.4	50.1	-	50.5	51.3	53.0	-	47.6	48.4	50.1	-	50.5	51.3	53.0	-	47.6	48.4	50.1	-	50.5	51.3	53.0	-	47.6	48.4	50.1	-	50.5	51.3	53.0	-	47.6	48.4	50.1	-
	S/T	0.67	0.59	0.46	-	0.67	0.60	0.46	-	0.70	0.62	0.49	-	0.72	0.64	0.51	-	0.74	0.67	0.53	-	1.00	0.72	0.58	-	0.74	0.67	0.53	-	1.00	0.72	0.58	-	0.74	0.67	0.53	-	1.00	0.72	0.58	-	0.74	0.67	0.53	-	1.00	0.72	0.58	-	0.74	0.67	0.53	-	1.00	0.72	0.58	-
	ΔT	19	17	14	-	19	17	14	-	19	17	14	-	19	17	14	-	19	17	13	-	20	18	14	-	19	17	13	-	20	18	14	-	19	17	13	-	20	18	14	-	19	17	13	-	20	18	14	-	19	17	13	-	20	18	14	-
	KW	3.35	3.35	3.34	-	3.78	3.78	3.77	-	4.25	4.25	4.24	-	4.76	4.76	4.75	-	5.34	5.33	5.33	-	6.01	6.00	6.00	-	5.34	5.33	5.33	-	6.01	6.00	6.00	-	5.34	5.33	5.33	-	6.01	6.00	6.00	-	5.34	5.33	5.33	-	6.01	6.00	6.00	-	5.34	5.33	5.33	-	6.01	6.00	6.00	-
	Amps	13.2	13.2	13.1	-	15.1	15.1	15.1	-	17.3	17.3	17.2	-	19.6	19.6	19.6	-	22.2	22.2	22.2	-	25.3	25.3	25.3	-	17.3	17.3	17.2	-	22.2	22.2	22.2	-	17.3	17.3	17.2	-	22.2	22.2	22.2	-	17.3	17.3	17.2	-	22.2	22.2	22.2	-	17.3	17.3	17.2	-	22.2	22.2	22.2	-
	HI/PR	258	259	261	-	298	299	301	-	340	341	343	-	386	387	389	-	435	436	438	-	487	488	490	-	340	341	343	-	435	436	438	-	340	341	343	-	435	436	438	-	340	341	343	-	435	436	438	-	340	341	343	-	435	436	438	-
LO/PR	116	118	121	-	123	125	128	-	130	131	134	-	135	136	139	-	140	141	144	-	146	148	150	-	130	131	134	-	140	141	144	-	130	131	134	-	140	141	144	-	130	131	134	-	140	141	144	-	130	131	134	-	140	141	144	-	

IDB	OUTDOOR AMBIENT TEMPERATURE																																																								
	65°F							75°F							85°F							95°F							105°F							115°F																					
	59	63	67	71	59	63	67	71	59	63	67	71	59	63	67	71	59	63	67	71	59	63	67	71	59	63	67	71	59	63	67	71																									
1790	MBh	58.3	59.1	60.8	63.4	57.8	58.6	60.3	62.9	56.3	57.1	58.8	61.4	53.7	54.5	56.2	58.8	50.5	51.3	53.0	55.7	47.6	48.4	50.2	52.8	50.5	51.3	53.0	55.7	47.6	48.4	50.2	52.8	50.5	51.3	53.0	55.7	47.6	48.4	50.2	52.8	50.5	51.3	53.0	55.7	47.6	48.4	50.2	52.8	50.5	51.3	53.0	55.7	47.6	48.4	50.2	52.8
	S/T	0.80	0.72	0.59	0.44	0.80	0.73	0.59	0.45	0.83	0.75	0.62	0.47	1.00	0.77	0.64	0.49	1.00	0.79	0.66	0.52	1.00	0.85	0.71	0.57	0.83	0.75	0.62	0.47	1.00	0.77	0.64	0.49	0.83	0.75	0.62	0.47	1.00	0.79	0.66	0.52	0.83	0.75	0.62	0.47	1.00	0.79	0.66	0.52								
	ΔT	23	21	18	14	23	21	18	14	23	21	18	14	23	21	18	14	23	21	17	13	24	22	19	15	23	21	18	14	23	21	18	14	23	21	18	14	23	21	18	14	23	21	18	14	23	21	18	14								
	KW	3.35	3.35	3.34	3.37	3.78	3.77	3.77	3.80	4.25	4.25	4.24	4.27	4.76	4.76	4.75	4.78	5.33	5.33	5.32	5.36	6.01	6.00	5.99	6.03	4.25	4.25	4.24	4.27	4.76	4.75	4.78	5.33	4.25	4.25	4.24	4.27	4.76	4.75	4.78	5.33	4.25	4.25	4.24	4.27	4.76	4.75	4.78	5.33								
	Amps	13.2	13.1	13.1	13.3	15.1	15.1	15.0	15.2	17.3	17.3	17.2	17.4	19.6	19.6	19.6	19.7	22.2	22.2	22.2	22.3	25.3	25.3	25.2	25.4	17.3	17.3	17.2	17.4	19.6	19.6	19.7	22.2	17.3	17.3	17.2	17.4	19.6	19.6	19.7	22.2	17.3	17.3	17.2	17.4	19.6	19.6	19.7	22.2								
	HI/PR	258	259	261	265	298	299	301	306	340	341	343	348	386	387	389	393	435	436	438	442	487	488	490	495	340	341	343	348	386	387	389	393	340	341	343	348	386	387	389	393	340	341	343	348	386	387	389	393								
LO/PR	116	118	121	126	123	125	128	133	130	131	134	139	135	136	139	144	140	141	144	149	146	148	150	155	130	131	134	139	135	136	139	144	130	131	134	139	135	136	139	144	130	131	134	139	135	136	139	144									

IDB: Entering Indoor Dry Bulb Temperature
 High and low pressures are measured at the liquid and suction service valves.
 Shaded area reflects ACCA (TVA) Rating Conditions.
 kW = Total system power
 Amps = Outdoor unit amps (compressor + fan)

EXPANDED COOLING DATA — GSZ140601K* + ASPT61D14** + TXV (CONT.)

IDB	AIRFLOW	OUTDOOR AMBIENT TEMPERATURE																									
		65°F				75°F				85°F				95°F				105°F				115°F					
		59	63	67	71	59	63	67	71	59	63	67	71	59	63	67	71	59	63	67	71	59	63	67	71		
80	1790	MBh	58.6	59.4	61.1	63.7	58.1	58.9	60.6	63.2	56.6	57.4	59.1	61.7	54.0	54.8	56.5	59.1	50.8	51.6	53.3	56.0	47.9	48.7	50.5	53.1	
		S/T	0.92	0.85	0.71	0.57	1.00	0.85	0.72	0.57	1.00	0.88	0.74	0.60	1.00	0.90	0.76	0.62	1.00	0.92	0.78	0.64	1.00	1.00	1.00	0.84	0.69
		ΔT	27	25	22	18	27	25	22	18	27	25	22	18	27	25	22	18	27	25	21	18	28	26	23	19	
	2000	KW	3.35	3.35	3.34	3.38	3.78	3.78	3.77	3.80	4.25	4.25	4.24	4.27	4.76	4.76	4.75	4.79	5.34	5.33	5.33	5.36	6.01	6.00	6.00	6.03	
		Amps	13.2	13.1	13.1	13.3	15.1	15.1	15.1	15.2	17.3	17.3	17.2	17.4	19.6	19.6	19.6	19.7	22.2	22.2	22.2	22.3	25.3	25.3	25.3	25.4	
		HI/PR	258	259	261	266	299	300	302	306	341	342	344	348	386	387	389	394	435	436	438	443	488	489	491	495	
2250	1790	LOPR	117	118	121	126	124	125	128	133	130	131	134	139	135	137	140	144	140	142	145	150	147	148	151	156	
		MBh	59.4	60.2	61.9	64.6	58.9	59.7	61.4	64.1	57.4	58.2	59.9	62.6	54.8	55.6	57.3	60.0	51.7	52.5	54.2	56.8	48.8	49.6	51.3	53.9	
		S/T	0.96	0.88	0.74	0.60	1.00	0.89	0.75	0.61	1.00	0.91	0.78	0.63	1.00	0.93	0.79	0.65	1.00	0.95	0.82	0.67	1.00	1.00	1.00	0.87	0.73
	2000	ΔT	26	24	21	17	26	24	21	17	26	25	21	18	26	24	21	17	26	24	21	17	27	25	22	18	
		KW	3.37	3.37	3.36	3.39	3.80	3.79	3.79	3.82	4.27	4.27	4.26	4.29	4.78	4.78	4.77	4.80	5.35	5.35	5.34	5.38	6.02	6.02	6.01	6.05	
		Amps	13.2	13.2	13.2	13.3	15.2	15.2	15.1	15.3	17.4	17.3	17.3	17.5	19.7	19.7	19.6	19.8	22.3	22.3	22.3	22.4	25.4	25.4	25.3	25.5	
2250	1790	HI/PR	260	261	263	268	301	302	304	308	343	344	346	350	388	389	391	396	437	438	440	445	490	491	493	497	
		LOPR	119	120	123	128	126	127	130	135	132	133	136	141	137	138	141	146	142	143	146	151	148	150	153	158	
		MBh	60.6	61.4	63.2	65.8	60.1	60.9	62.6	65.3	58.6	59.4	61.1	63.8	56.0	56.8	58.6	61.2	52.9	53.7	55.4	58.0	50.0	50.8	52.5	55.1	
	2000	S/T	0.97	0.89	0.76	0.61	1.00	0.90	0.76	0.62	1.00	0.92	0.79	0.64	1.00	0.94	0.81	0.66	1.00	1.00	0.83	0.69	1.00	1.00	1.00	0.88	0.74
		ΔT	25	23	20	16	25	23	20	16	25	24	20	17	25	23	20	16	25	23	20	16	26	24	21	17	
		KW	3.39	3.39	3.38	3.41	3.81	3.81	3.80	3.84	4.29	4.28	4.28	4.31	4.80	4.80	4.79	4.82	5.37	5.37	5.36	5.39	6.04	6.04	6.03	6.06	
85	1790	Amps	13.3	13.3	13.3	13.4	15.3	15.3	15.2	15.4	17.4	17.4	17.4	17.5	19.8	19.8	19.7	19.9	22.4	22.4	22.3	22.5	25.5	25.5	25.4	25.6	
		HI/PR	263	264	266	270	303	304	306	310	345	346	348	353	391	392	394	398	440	441	443	447	492	493	495	499	
		LOPR	121	123	125	130	128	129	132	137	134	136	139	143	139	141	144	149	144	146	149	154	151	152	155	160	
	2000	MBh	59.5	60.3	62.1	64.7	59.0	59.8	61.6	64.2	57.5	58.3	60.1	62.7	54.9	55.8	57.5	60.1	51.8	52.6	54.3	56.9	48.9	49.7	51.4	54.1	
		S/T	1.00	0.95	0.81	0.67	1.00	0.96	0.82	0.68	1.00	0.98	0.84	0.70	1.00	1.00	0.86	0.72	1.00	1.00	0.89	0.74	1.00	1.00	1.00	0.94	0.79
		ΔT	31	29	25	22	31	29	25	22	31	29	26	22	31	29	25	22	30	29	25	22	32	30	26	23	
2250	1790	KW	3.36	3.36	3.35	3.38	3.79	3.78	3.78	3.81	4.26	4.26	4.25	4.28	4.77	4.77	4.76	4.79	5.34	5.34	5.33	5.37	6.02	6.01	6.00	6.04	
		Amps	13.2	13.2	13.2	13.3	15.1	15.1	15.1	15.2	17.3	17.3	17.3	17.4	19.7	19.6	19.6	19.8	22.3	22.3	22.2	22.4	25.3	25.3	25.3	25.4	
		HI/PR	260	261	262	267	300	301	303	307	342	343	345	349	388	389	390	395	437	438	439	444	489	490	492	496	
	2000	LOPR	119	120	123	128	126	127	130	135	132	133	136	141	137	138	141	146	142	143	146	151	148	150	153	158	
		MBh	60.4	61.2	62.9	65.5	59.9	60.7	62.4	65.0	58.4	59.2	60.9	63.5	55.8	56.6	58.3	60.9	52.6	53.4	55.2	57.8	49.7	50.6	52.3	54.9	
		S/T	1.00	0.98	0.85	0.70	1.00	0.99	0.85	0.71	1.00	1.00	0.88	0.73	1.00	1.00	0.90	0.75	1.00	1.00	0.92	0.78	1.00	1.00	1.00	0.97	0.83
2250	1790	ΔT	30	28	25	21	30	28	24	21	30	28	25	21	30	28	24	21	30	28	24	21	31	29	25	22	
		KW	3.38	3.38	3.37	3.40	3.80	3.80	3.79	3.83	4.28	4.27	4.27	4.30	4.79	4.79	4.78	4.81	5.36	5.36	5.35	5.38	6.03	6.03	6.02	6.05	
		Amps	13.3	13.3	13.2	13.4	15.2	15.2	15.2	15.3	17.4	17.4	17.3	17.5	19.7	19.7	19.7	19.8	22.4	22.3	22.3	22.5	25.4	25.4	25.4	25.5	
	2000	HI/PR	261	263	264	269	302	303	305	309	344	345	347	351	390	391	392	397	439	440	441	446	491	492	494	498	
		LOPR	120	122	125	130	127	129	132	137	134	135	138	143	139	140	143	148	144	145	148	153	150	152	154	159	
		MBh	61.6	62.4	64.1	66.8	61.1	61.9	63.6	66.2	59.6	60.4	62.1	64.7	57.0	57.8	59.5	62.2	53.8	54.7	56.4	59.0	51.0	51.8	53.5	56.1	
85	2000	S/T	1.00	0.99	0.86	0.71	1.00	1.00	0.86	0.72	1.00	1.00	0.89	0.75	1.00	1.00	0.91	0.77	1.00	1.00	0.93	0.79	1.00	1.00	1.00	0.98	0.84
		ΔT	29	27	24	20	29	27	24	20	29	27	24	20	29	27	24	20	29	27	23	20	30	28	24	21	
		KW	3.40	3.39	3.39	3.42	3.82	3.82	3.81	3.84	4.30	4.29	4.28	4.32	4.81	4.80	4.80	4.83	5.38	5.38	5.37	5.40	6.05	6.05	6.04	6.07	
	2250	Amps	13.4	13.3	13.3	13.5	15.3	15.3	15.3	15.4	17.5	17.5	17.4	17.6	19.8	19.8	19.8	19.9	22.4	22.4	22.4	22.5	25.5	25.5	25.5	25.6	
		HI/PR	264	265	267	271	304	305	307	312	346	348	349	354	392	393	395	399	441	442	444	448	493	494	496	501	
		LOPR	123	124	127	132	130	131	134	139	136	137	140	145	141	142	145	150	146	148	150	155	153	154	157	162	

IDB: Entering Indoor Dry Bulb Temperature
 High and low pressures are measured at the liquid and suction service valves.
 Shaded area reflects AHRI Rating Conditions.
 kW = Total system power
 Amps = Outdoor unit amps (compressor + fan)

GSZ140181L* - ARUF25B14A*+TXV

	OUTDOOR AMBIENT TEMPERATURE																
	65	60	55	50	47	45	40	35	30	25	20	17	15	10	5	0	-5
MBh	23.71	22.11	20.54	18.99	18.00	17.25	15.37	13.65	12.25	11.21	10.42	10.00	9.47	8.13	6.80	5.47	4.13
T/R	35.99	33.56	31.17	28.82	27.32	26.18	23.33	20.72	18.60	17.01	15.82	15.18	14.37	12.35	10.32	8.30	6.27
kW	1.51	1.48	1.45	1.42	1.40	1.39	1.36	1.33	1.30	1.27	1.24	1.22	1.21	1.18	1.15	1.12	1.09
Amps	7.2	6.6	6.1	5.7	5.5	5.3	5.0	4.7	4.4	4.2	4.0	3.8	3.8	3.5	3.3	3.0	2.7
COP	4.60	4.37	4.15	3.92	3.76	3.63	3.31	3.01	2.76	2.59	2.46	2.40	2.29	2.02	1.74	1.43	1.11

GSZ140191A* - ARUF25B14*+TXV

	OUTDOOR AMBIENT TEMPERATURE																
	65	60	55	50	47	45	40	35	30	25	20	17	15	10	5	0	-5
MBh	23.71	22.11	20.54	18.99	18.00	17.25	15.37	13.65	12.25	11.21	10.42	10.00	9.47	8.13	6.80	5.47	4.13
T/R	35.99	33.56	31.17	28.82	27.32	26.18	23.33	20.72	18.60	17.01	15.82	15.18	14.37	12.35	10.32	8.30	6.27
kW	1.63	1.57	1.50	1.44	1.40	1.37	1.30	1.24	1.17	1.11	1.04	1.00	0.98	0.91	0.85	0.78	0.71
Amps	7.1	6.6	6.1	5.7	5.4	5.3	5.0	4.7	4.4	4.2	4.0	3.8	3.7	3.5	3.3	3.0	2.7
COP	4.26	4.13	4.01	3.88	3.78	3.69	3.45	3.23	3.06	2.96	2.93	2.92	2.84	2.62	2.36	2.05	1.70

GSZ140241K* / ARUF25B14A*+TXV

	OUTDOOR AMBIENT TEMPERATURE																
	65	60	55	50	47	45	40	35	30	25	20	17	15	10	5	0	-5
MBh	30.74	28.63	26.55	24.50	23.20	22.20	19.70	17.43	15.59	14.20	13.16	12.60	11.89	10.13	8.36	6.59	4.83
T/R	32.7	30.5	28.3	26.1	24.7	23.6	21.0	18.6	16.6	15.1	14.0	13.4	12.7	10.8	8.9	7.0	5.1
kW	1.97	1.93	1.88	1.84	1.81	1.79	1.75	1.70	1.66	1.61	1.57	1.54	1.52	1.48	1.43	1.39	1.34
Amps	9.1	8.4	7.8	7.2	6.9	6.7	6.3	5.9	5.6	5.3	5.0	4.8	4.7	4.4	4.1	3.7	3.3
COP	4.57	4.36	4.14	3.91	3.76	3.63	3.31	3.00	2.76	2.58	2.46	2.40	2.29	2.01	1.71	1.39	1.05

GSZ140241L* / ARUF25B14A*+TXV

	OUTDOOR AMBIENT TEMPERATURE																
	65	60	55	50	47	45	40	35	30	25	20	17	15	10	5	0	-5
MBh	30.41	28.33	26.29	24.28	23.00	22.02	19.57	17.34	15.53	14.17	13.15	12.60	11.91	10.17	8.44	6.71	4.97
T/R	31.5	29.6	27.8	25.9	24.8	23.7	21.1	18.7	16.7	15.3	14.2	13.6	12.8	11.0	9.1	7.2	5.4
kW	2.03	1.97	1.91	1.86	1.82	1.80	1.74	1.68	1.63	1.57	1.51	1.48	1.45	1.40	1.34	1.28	1.22
Amps	7.5	7.2	7.0	6.7	6.6	6.5	6.2	6.0	5.7	5.5	5.2	5.1	5.0	4.7	4.5	4.2	4.0
COP	4.39	4.21	4.03	3.83	3.70	3.59	3.29	3.02	2.80	2.65	2.55	2.50	2.40	2.13	1.85	1.53	1.19

GSZ140251A* - ARUF25B14*+TXV

	OUTDOOR AMBIENT TEMPERATURE																
	65	60	55	50	47	45	40	35	30	25	20	17	15	10	5	0	-5
MBh	29.87	28.00	26.17	24.36	23.20	22.36	20.21	18.21	16.57	15.36	14.48	14.00	13.39	11.85	10.32	8.79	7.25
T/R	32.16	30.15	28.17	26.23	24.98	24.07	21.76	19.60	17.84	16.54	15.58	15.07	14.41	12.76	11.11	9.46	7.81
kW	1.85	1.82	1.79	1.75	1.74	1.72	1.69	1.66	1.63	1.59	1.56	1.54	1.53	1.50	1.46	1.43	1.40
Amps	8.7	8.0	7.4	6.9	6.6	6.4	6.0	5.6	5.3	5.0	4.7	4.6	4.5	4.2	3.9	3.5	3.2
COP	4.73	4.51	4.29	4.07	3.92	3.80	3.50	3.22	2.99	2.83	2.72	2.66	2.57	2.32	2.07	1.80	1.52

Calculations are based on nominal CFM and 70°F indoor dry bulb.

Amps = Outdoor unit amps (comp.+fan)

Note: Shaded area is AHRI Rating Conditions at 47°F outdoor ambient temperature.

kW = Total system power

EXPANDED HEATING DATA (CONT.)

GSZ140301K* / ARUF29B14** + TXV

	OUTDOOR AMBIENT TEMPERATURE																
	65	60	55	50	47	45	40	35	30	25	20	17	15	10	5	0	-5
MBh	37.15	34.70	32.29	29.92	28.40	27.27	24.40	21.77	19.62	18.03	16.84	16.20	15.39	13.35	11.32	9.29	7.25
T/R	39.5	36.9	34.4	31.8	30.2	29.0	26.0	23.2	20.9	19.2	17.9	17.2	16.4	14.2	12.0	9.9	7.7
kW	2.48	2.42	2.37	2.31	2.27	2.25	2.19	2.14	2.08	2.02	1.96	1.93	1.91	1.85	1.79	1.74	1.68
Amps	11.9	10.9	10.1	9.4	9.0	8.8	8.3	7.8	7.4	7.0	6.6	6.4	6.2	5.8	5.4	5.0	4.5
COP	4.39	4.20	4.00	3.80	3.66	3.55	3.26	2.99	2.77	2.61	2.51	2.46	2.36	2.12	1.85	1.57	1.27

GSZ140311A* - ARUF29B14**+TXV

	OUTDOOR AMBIENT TEMPERATURE																
	65	60	55	50	47	45	40	35	30	25	20	17	15	10	5	0	-5
MBh	39.73	37.29	34.88	32.52	31.00	29.90	27.11	24.49	22.34	20.77	19.62	19.00	18.20	16.20	14.20	12.20	10.20
T/R	42.28	39.68	37.13	34.61	32.99	31.82	28.85	26.06	23.78	22.10	20.88	20.22	19.37	17.24	15.11	12.98	10.86
kW	3.01	2.92	2.83	2.74	2.69	2.65	2.56	2.47	2.39	2.30	2.21	2.15	2.12	2.03	1.94	1.85	1.76
Amps	14.3	13.2	12.2	11.4	10.9	10.6	10.0	9.4	8.9	8.5	8.0	7.7	7.6	7.1	6.6	6.1	5.5
COP	3.87	3.74	3.61	3.47	3.38	3.30	3.10	2.90	2.75	2.65	2.61	2.59	2.52	2.34	2.15	1.93	1.70

GSZ140361K* / ARUF37C14** + TXV

	OUTDOOR AMBIENT TEMPERATURE																
	65	60	55	50	47	45	40	35	30	25	20	17	15	10	5	0	-5
MBh	42.72	39.94	37.21	34.52	32.80	31.52	28.28	25.30	22.87	21.06	19.72	19.00	18.08	15.78	13.48	11.18	8.88
T/R	37.0	34.6	32.2	29.9	28.4	27.3	24.5	21.9	19.8	18.2	17.1	16.4	15.6	13.7	11.7	9.7	7.7
kW	2.81	2.76	2.71	2.66	2.63	2.61	2.56	2.50	2.45	2.40	2.35	2.32	2.30	2.25	2.20	2.15	2.10
Amps	13.6	12.5	11.6	10.8	10.3	10.0	9.4	8.9	8.4	7.9	7.5	7.3	7.1	6.6	6.2	5.7	5.1
COP	4.46	4.24	4.03	3.81	3.66	3.55	3.24	2.96	2.73	2.57	2.46	2.40	2.30	2.06	1.80	1.53	1.24

GSZ140361L* / ARUF37C14** + TXV

	OUTDOOR AMBIENT TEMPERATURE																
	65	60	55	50	47	45	40	35	30	25	20	17	15	10	5	0	-5
MBh	42.06	39.35	36.69	34.08	32.40	31.17	28.02	25.12	22.75	21.00	19.70	19.00	18.11	15.87	13.64	11.41	9.17
T/R	35.7	33.7	31.7	29.8	28.6	27.5	24.7	22.2	20.1	18.5	17.4	16.8	16.0	14.0	12.0	10.1	8.1
kW	2.88	2.80	2.72	2.65	2.60	2.57	2.49	2.42	2.34	2.26	2.19	2.14	2.11	2.03	1.96	1.88	1.80
Amps	10.8	10.5	10.2	9.8	9.6	9.5	9.2	8.8	8.5	8.2	7.8	7.6	7.5	7.2	6.8	6.5	6.2
COP	4.28	4.12	3.95	3.77	3.65	3.55	3.29	3.05	2.85	2.72	2.64	2.60	2.51	2.29	2.04	1.78	1.49

GSZ140371A* - ARUF37C14**+TXV

	OUTDOOR AMBIENT TEMPERATURE																
	65	60	55	50	47	45	40	35	30	25	20	17	15	10	5	0	-5
MBh	42.85	40.38	37.94	35.55	34.00	32.87	30.16	27.45	25.32	23.73	22.61	22.00	21.20	19.20	17.20	15.20	13.20
T/R	40.28	37.95	35.67	33.42	31.96	30.90	28.35	25.80	23.80	22.31	21.25	20.68	19.93	18.05	16.17	14.29	12.41
kW	2.75	2.71	2.67	2.64	2.61	2.60	2.56	2.52	2.48	2.44	2.40	2.38	2.37	2.33	2.29	2.25	2.21
Amps	13.7	12.6	11.6	10.8	10.4	10.1	9.5	9.0	8.5	8.0	7.6	7.3	7.2	6.7	6.3	5.8	5.2
COP	4.57	4.36	4.16	3.95	3.82	3.71	3.45	3.19	2.99	2.85	2.76	2.71	2.63	2.42	2.20	1.98	1.75

Calculations are based on nominal CFM and 70°F indoor dry bulb.

Amps = Outdoor unit amps (comp.+fan)

Note: Shaded area is AHRI Rating Conditions at 47°F outdoor ambient temperature.

kW = Total system power

GSZ140421K* - ARUF43D14A*+TXV

	OUTDOOR AMBIENT TEMPERATURE																
	65	60	55	50	47	45	40	35	30	25	20	17	15	10	5	0	-5
MBh	51.58	48.34	45.15	42.02	40.00	38.54	34.80	31.31	28.47	26.37	24.83	24.00	22.93	20.27	17.60	14.93	12.27
T/R	37.9	35.5	33.2	30.9	29.4	28.3	25.6	23.0	20.9	19.4	18.2	17.6	16.9	14.9	12.9	11.0	9.0
kW	3.41	3.34	3.27	3.21	3.17	3.14	3.08	3.01	2.94	2.88	2.81	2.77	2.74	2.68	2.61	2.54	2.48
Amps	16.5	15.2	14.0	13.0	12.5	12.2	11.4	10.7	10.2	9.6	9.1	8.8	8.6	8.0	7.5	6.8	6.1
COP	4.44	4.24	4.04	3.84	3.70	3.60	3.32	3.05	2.84	2.69	2.59	2.54	2.45	2.22	1.98	1.72	1.45

GSZ140481K* - ARUF61D14A*+TXV

	OUTDOOR AMBIENT TEMPERATURE																
	65	60	55	50	47	45	40	35	30	25	20	17	15	10	5	0	-5
MBh	56.58	53.20	49.88	46.61	44.50	42.97	39.18	35.56	32.58	30.41	28.84	28.00	26.90	24.15	21.40	18.65	15.90
T/R	33.7	31.7	29.7	27.8	26.5	25.6	23.3	21.2	19.4	18.1	17.2	16.7	16.0	14.4	12.7	11.1	9.5
kW	3.51	3.48	3.44	3.40	3.38	3.36	3.33	3.29	3.25	3.22	3.18	3.16	3.14	3.10	3.07	3.03	2.99
Amps	17.2	15.8	14.6	13.6	13.0	12.6	11.8	11.1	10.5	9.9	9.4	9.0	8.8	8.2	7.6	7.0	6.2
COP	4.72	4.49	4.25	4.02	3.86	3.74	3.45	3.17	2.94	2.77	2.66	2.60	2.51	2.28	2.04	1.80	1.56

GSZ140491K* - ARUF49C14A*+TXV

	OUTDOOR AMBIENT TEMPERATURE																
	65	60	55	50	47	45	40	35	30	25	20	17	15	10	5	0	-5
MBh	59.32	55.59	51.92	48.32	46.00	44.32	40.01	36.01	32.74	30.32	28.55	27.60	26.37	23.31	20.24	17.17	14.11
T/R	39.2	36.8	34.3	32.0	30.4	29.3	26.5	23.8	21.7	20.1	18.9	18.3	17.4	15.4	13.4	11.4	9.3
kW	3.96	3.87	3.79	3.70	3.64	3.61	3.52	3.43	3.34	3.25	3.16	3.11	3.08	2.99	2.90	2.81	2.72
Amps	19.1	17.5	16.2	15.1	14.5	14.1	13.2	12.4	11.7	11.1	10.5	10.1	9.9	9.3	8.6	7.9	7.1
COP	4.39	4.21	4.02	3.83	3.70	3.60	3.33	3.08	2.87	2.73	2.64	2.60	2.51	2.29	2.05	1.79	1.52

GSZ140601K* - ASPT61D14A*

	OUTDOOR AMBIENT TEMPERATURE																
	65	60	55	50	47	45	40	35	30	25	20	17	15	10	5	0	-5
MBh	75.71	71.04	66.44	61.91	59.00	56.89	51.54	46.52	42.41	39.39	37.18	36.00	34.47	30.63	26.80	22.97	19.13
T/R	38.9	36.5	34.2	31.8	30.3	29.3	26.5	23.9	21.8	20.3	19.1	18.5	17.7	15.8	13.8	11.8	9.8
kW	4.91	4.79	4.67	4.55	4.48	4.43	4.31	4.20	4.08	3.96	3.84	3.77	3.72	3.60	3.48	3.36	3.25
Amps	23.4	21.5	19.8	18.4	17.6	17.2	16.1	15.1	14.3	13.5	12.8	12.3	12.0	11.2	10.4	9.5	8.5
COP	4.52	4.35	4.17	3.99	3.86	3.76	3.50	3.25	3.05	2.92	2.84	2.80	2.71	2.49	2.25	2.00	1.73

Calculations are based on nominal CFM and 70°F indoor dry bulb.

Amps = Outdoor unit amps (comp.+fan)

Note: Shaded area is AHRI Rating Conditions at 47°F outdoor ambient temperature.

kW = Total system power

GSZ140181L* + ARUF25B14** + TXV				
Conditions: 80 °F IBD, 67 °F IWB @ 610 CFM				
OUTDOOR TEM. ° F.	TOTAL BTU/H	SENSIBLE BTU/H	LATENT BTU/H	TOTAL WATTS
75	18,700	14,230	4,452	1,146
80	18,500	14,337	4,157	1,205
85	18,200	14,359	3,854	1,265
90	17,850	14,267	3,577	1,328
95	17,400	14,082	3,322	1,394
100	16,900	13,857	3,060	1,463
105	16,400	13,668	2,747	1,538
110	15,930	13,605	2,328	1,618
115	15,500	13,767	1,745	1,706
TVA CONDITIONS @ 95° OD DB, 75° ID DB 63° ID WB				
95°	16,800	13,853	3,020	1,395

GSZ140191A* + ARUF25B14** + TXV				
Conditions: 80 °F IBD, 67 °F IWB @ 614 CFM				
OUTDOOR TEM. ° F.	TOTAL BTU/H	SENSIBLE BTU/H	LATENT BTU/H	TOTAL WATTS
75	18,650	13,962	4,688	1,250
80	18,450	14,033	4,392	1,315
85	18,200	14,103	4,097	1,380
90	17,800	13,970	3,830	1,450
95	17,400	13,838	3,562	1,525
100	16,900	13,650	3,275	1,605
105	16,450	13,463	2,987	1,685
110	16,000	13,514	2,486	1,780
115	15,550	13,564	1,986	1,870
TVA CONDITIONS @ 95° OD DB, 75° ID DB 63° ID WB				
95°	16,800	13,550	3,250	1,525

GSZ140241K* + ARUF25B14** + TXV				
Conditions: 80 °F IBD, 67 °F IWB @ 870 CFM				
OUTDOOR TEM. ° F.	TOTAL BTU/H	SENSIBLE BTU/H	LATENT BTU/H	TOTAL WATTS
75	25,100	19,076	6,024	1,580
80	25,400	19,093	6,307	1,675
85	24,500	19,110	5,390	1,770
90	24,550	18,915	5,635	1,870
95	23,400	18,720	4,680	1,970
100	23,350	18,532	4,819	2,080
105	22,100	18,343	3,757	2,190
110	22,050	18,368	3,683	2,385
115	20,900	18,392	2,508	2,450
TVA CONDITIONS @ 95° OD DB, 75° ID DB 63° ID WB				
95°	22,600	18,532	4,068	1,970

GSZ140241L* + ARUF25B14** + TXV				
Conditions: 80 °F IBD, 67 °F IWB @ 870 CFM				
OUTDOOR TEM. ° F.	TOTAL BTU/H	SENSIBLE BTU/H	LATENT BTU/H	TOTAL WATTS
75	24,700	19,350	5,350	1,525
80	24,450	19,500	4,950	1,640
85	24,050	19,550	4,500	1,760
90	23,600	19,400	4,200	1,885
95	23,000	19,150	3,850	2,020
100	22,350	18,850	3,500	2,160
105	21,700	18,600	3,100	2,310
110	21,050	18,500	2,550	2,470
115	20,500	18,750	1,750	2,645
TVA CONDITIONS @ 95° OD DB, 75° ID DB 63° ID WB				
95°	22,150	18,700	3,450	2,020

GSZ140251A* + ARUF25B14** + TXV				
Conditions: 80 °F IBD, 67 °F IWB @ 614 CFM				
OUTDOOR TEM. ° F.	TOTAL BTU/H	SENSIBLE BTU/H	LATENT BTU/H	TOTAL WATTS
75	24,500	17,976	6,524	1,625
80	24,200	18,076	6,124	1,720
85	23,900	18,176	5,724	1,810
90	23,350	18,015	5,360	1,910
95	22,850	17,853	4,997	2,010
100	22,200	17,600	4,600	2,120
105	21,550	17,347	4,203	2,235
110	20,950	17,424	3,526	2,365
115	20,350	17,501	2,849	2,495
TVA Conditions @ 95° OD DB, 75° ID DB 63° ID WB				
95°	22,000	17,450	4,550	2,010

GSZ140301K* + ARUF29B14** + TXV				
Conditions: 80 °F IBD, 67 °F IWB @ 870 CFM				
OUTDOOR TEM. ° F.	TOTAL BTU/H	SENSIBLE BTU/H	LATENT BTU/H	TOTAL WATTS
75	29,600	20,720	8,880	1,880
80	29,250	20,764	8,486	1,995
85	28,900	20,808	8,092	2,110
90	28,250	20,616	7,634	2,230
95	27,600	20,424	7,176	2,350
100	26,850	20,130	6,720	2,490
105	26,100	19,836	6,264	2,630
110	25,400	19,922	5,479	2,790
115	24,700	20,007	4,693	2,950
TVA CONDITIONS @ 95° OD DB, 75° ID DB 63° ID WB				
95°	26,600	19,950	6,650	2,360

GSZ140311A* + ARUF29B14** + TXV				
Conditions: 80 °F IBD, 67 °F IWB @ 614 CFM				
OUTDOOR TEM. ° F.	TOTAL BTU/H	SENSIBLE BTU/H	LATENT BTU/H	TOTAL WATTS
75	30,550	22,385	8,165	1,920
80	30,200	22,492	7,708	2,025
85	29,850	22,600	7,250	2,130
90	29,200	22,378	6,822	2,245
95	28,550	22,156	6,394	2,360
100	27,750	21,845	5,930	2,485
105	27,000	21,534	5,466	2,615
110	26,250	21,596	4,679	2,765
115	25,550	21,658	3,892	2,915
TVA CONDITIONS @ 95° OD DB, 75° ID DB 63° ID WB				
95°	27,550	21,650	5,900	2,360

GSZ140361K* + ARUF37C14** + TXV				
Conditions: 80 °F IBD, 67 °F IWB @ 1070 CFM				
OUTDOOR TEM. ° F.	TOTAL BTU/H	SENSIBLE BTU/H	LATENT BTU/H	TOTAL WATTS
75	37,700	26,390	11,310	2,430
80	37,250	26,443	10,807	2,575
85	36,800	26,496	10,304	2,720
90	36,000	26,272	9,728	2,880
95	35,200	26,048	9,152	3,040
100	34,200	25,640	8,560	3,220
105	33,200	25,232	7,968	3,400
110	32,300	25,333	6,967	3,610
115	31,400	25,434	5,966	3,820
TVA CONDITIONS @ 95° OD DB, 75° ID DB 63° ID WB				
95°	33,900	25,425	8,475	3,050

GSZ140361L* + ARUF37C14** + TXV				
Conditions: 80 °F IBD, 67 °F IWB @ 1070 CFM				
OUTDOOR TEM. ° F.	TOTAL BTU/H	SENSIBLE BTU/H	LATENT BTU/H	TOTAL WATTS
75	34,800	25,589	9,200	2,145
80	34,450	25,781	8,657	2,310
85	33,900	25,819	8,094	2,480
90	33,250	25,654	7,572	2,660
95	32,400	25,321	7,085	2,845
100	31,500	24,917	6,583	3,040
105	30,550	24,578	5,988	3,250
110	29,650	24,464	5,205	3,480
115	28,900	24,756	4,129	3,730
TVA CONDITIONS @ 95° OD DB, 75° ID DB 63° ID WB				
95°	31,250	24,730	6,502	2,850

GSZ140371A* + ARUF37C14** + TXV				
Conditions: 80 °F IBD, 67 °F IWB @ 614 CFM				
OUTDOOR TEM. ° F.	TOTAL BTU/H	SENSIBLE BTU/H	LATENT BTU/H	TOTAL WATTS
75	36,400	26,466	9,934	2,265
80	35,950	26,564	9,386	2,390
85	35,500	26,663	8,837	2,515
90	34,750	26,417	8,333	2,650
95	34,000	26,170	7,830	2,785
100	33,050	25,798	7,277	2,940
105	32,150	25,427	6,723	3,090
110	31,300	25,505	5,795	3,270
115	30,450	25,582	4,868	3,450
TVA CONDITIONS @ 95° OD DB, 75° ID DB 63° ID WB				
95°	32,800	25,550	7,250	2,790

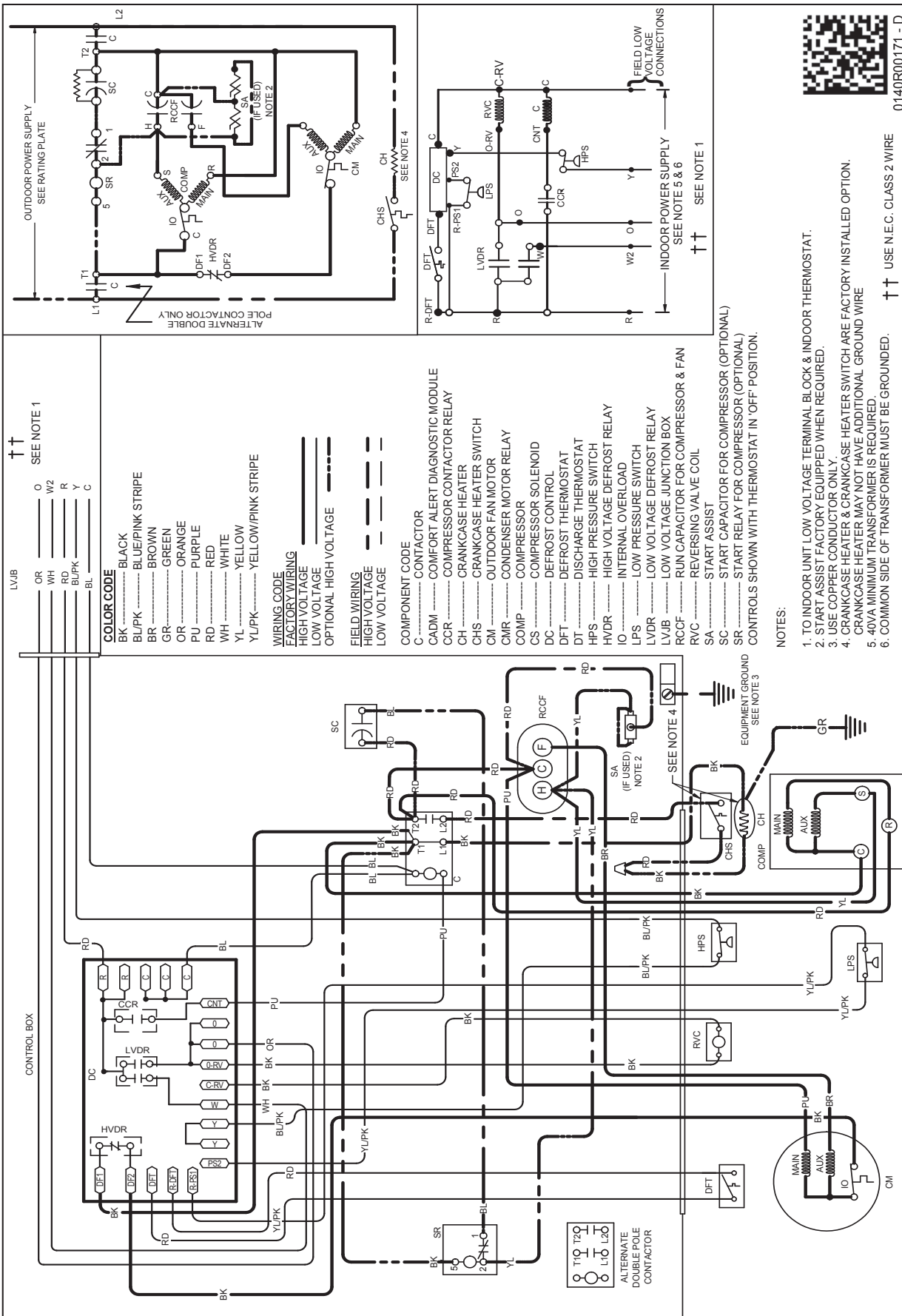
GSZ140421K* + ARUF43C14** + TXV				
Conditions: 80 °F IBD, 67 °F IWB @ 1300 CFM				
OUTDOOR TEM. ° F.	TOTAL BTU/H	SENSIBLE BTU/H	LATENT BTU/H	TOTAL WATTS
75	41,800	29,678	12,122	2,720
80	41,300	29,935	11,365	2,870
85	40,800	30,192	10,608	3,020
90	39,900	29,916	9,984	3,190
95	39,000	29,640	9,360	3,360
100	37,900	29,172	8,728	3,545
105	36,800	28,704	8,096	3,730
110	35,800	28,794	7,006	3,950
115	34,800	28,884	5,916	4,170
TVA CONDITIONS @ 95° OD DB, 75° ID DB 63° ID WB				
95°	37,600	28,952	8,648	3,360

GSZ140481K + ARUF61D14** + TXV				
Conditions: 80 °F IBD, 67 °F IWB @ 1560 CFM				
OUTDOOR TEM. ° F.	TOTAL BTU/H	SENSIBLE BTU/H	LATENT BTU/H	TOTAL WATTS
75	48,300	35,742	12,558	3,110
80	47,700	36,005	11,696	3,290
85	47,100	36,267	10,833	3,470
90	46,550	35,909	10,642	3,665
95	45,000	35,550	9,450	3,860
100	43,750	34,988	8,763	4,075
105	42,500	34,425	8,075	4,290
110	41,350	34,499	6,852	4,545
115	40,200	34,572	5,628	4,800
TVA CONDITIONS @ 95° OD DB, 75° ID DB 63° ID WB				
95°	43,400	34,720	8,680	3,860

PERFORMANCE DATA (CONT.)

GSZ140491K* + ARUF49C14** + TXV				
Conditions: 80 °F IBD, 67 °F IWB @ 1400 CFM				
OUTDOOR TEM. ° F.	TOTAL BTU/H	SENSIBLE BTU/H	LATENT BTU/H	TOTAL WATTS
75	47,700	33,867	13,833	3,000
80	47,100	33,906	13,194	3,175
85	46,500	33,945	12,555	3,350
90	45,500	33,660	11,840	3,540
95	44,500	33,375	11,125	3,730
100	43,250	33,068	10,183	3,940
105	42,000	32,760	9,240	4,150
110	40,850	32,856	7,995	4,400
115	39,700	32,951	6,749	4,650
TVA CONDITIONS @ 95° OD DB, 75° ID DB 63° ID WB				
95°	42,900	32,604	10,296	3,730

GSZ140601K* + ASPT61D14** + TXV				
Conditions: 80 °F IBD, 67 °F IWB @ 1790 CFM				
OUTDOOR TEM. ° F.	TOTAL BTU/H	SENSIBLE BTU/H	LATENT BTU/H	TOTAL WATTS
75	60,600	42,420	18,180	3,770
80	59,850	42,782	17,069	4,010
85	59,100	43,143	15,957	4,250
90	57,800	42,759	15,041	4,505
95	56,500	42,375	14,125	4,760
100	54,900	41,708	13,192	5,045
105	53,300	41,041	12,259	5,330
110	51,900	41,226	10,675	5,670
115	50,500	41,410	9,090	6,010
TVA CONDITIONS @ 95° OD DB, 75° ID DB 63° ID WB				
95°	54,500	41,420	13,080	4,770



0140R00171 - D

Wiring is subject to change. Always refer to the wiring diagram or the unit for the most up-to-date wiring.

WARNING

High Voltage: Disconnect all power before servicing or installing this unit. Multiple power sources may be present. Failure to do so may cause property damage, personal injury, or death.

MODEL #	DESCRIPTION	GSZ140 181L*	GSZ140 191**	GSZ140 241K*/251**	GSZ14 241L*	GSZ140 301**	GSZ140 311**
ABK-20	Anchor Bracket Kit ⁰	X	X	X	X	X	
ASC-01	Anti-Short Cycle Kit	X	X	X	X	X	X
AFE18-60A	All-fuel Kit	X	X	X	X	X	
OT/EHR18-60	Emergency Heat Relay kit	X	X	X	X	X	
FSK01A ¹	Freeze Protection Kit	X	X	X	X	X	X
CSR-U-1	Hard-start Kit	X*	X	X	X*	X	X
CSR-U-2	Hard-start Kit						
CSR-U-3	Hard-start Kit						
LAKT01A	Low-Ambient Kit	X	X	X	X	X	X
O130R00000S	Low-Pressure Switch Kit	X	X	X	X	X	
OT18-60A ²	Outdoor Thermostat	X	X	X	X	X	X
TX2N4A ³	TXV Kit	X	X	X	X		
TX3N4 ³	TXV Kit					X	X
TX5N4 ³	TXV Kit						

⁰ Contains 20 brackets; four brackets needed to anchor unit to pad

¹ Installed on indoor coil

² Required for heat pump applications where ambient temperatures fall below 0°F with 50% or higher relative humidity.

³ Condensing units and heat pumps with reciprocating or rotary compressors require the use of start-assist components when used in conjunction with an indoor coil using a non-bleed thermal expansion valve refrigerant metering device or liquid line solenoid kit. The TXV should always be sized based on the tonnage of the outdoor unit.

* These units come with factory installed Hard-start kit.

MODEL #	DESCRIPTION	GSZ140 361**	GSZ14 0371**	GSZ14 0421**	GSZ14 0481/491**	GSZ14 0601**
ABK-20	Anchor Bracket Kit ⁰	X		X	X	X
ASC-01	Anti-Short Cycle Kit	X	X	X	X	X
AFE18-60A	All-fuel Kit	X		X	X	X
OT/EHR18-60	Emergency Heat Relay kit	X		X	X	X
FSK01A ¹	Freeze Protection Kit	X	X	X	X	X
CSR-U-1	Hard-start Kit	X	X			
CSR-U-2	Hard-start Kit			X	X	X
CSR-U-3	Hard-start Kit				X	X
LAKT01A	Low-Ambient Kit	X	X	X	X	X
O130R00000S	Low-Pressure Switch Kit	X		X	X	X
OT18-60A ²	Outdoor Thermostat	X	X	X	X	X
TX2N4A ³	TXV Kit					
TX3N4 ³	TXV Kit	X	X			
TX5N4 ³	TXV Kit			X	X	X

⁰ Contains 20 brackets; four brackets needed to anchor unit to pad

¹ Installed on indoor coil

² Required for heat pump applications where ambient temperatures fall below 0°F with 50% or higher relative humidity.

³ Condensing units and heat pumps with reciprocating or rotary compressors require the use of start-assist components when used in conjunction with an indoor coil using a non-bleed thermal expansion valve refrigerant metering device or liquid line solenoid kit. The TXV should always be sized based on the tonnage of the outdoor unit.

* These units come with factory installed Hard-start kit.

All AHRI system ratings are accessible in the System Configurator tool via PartnerLink.

