

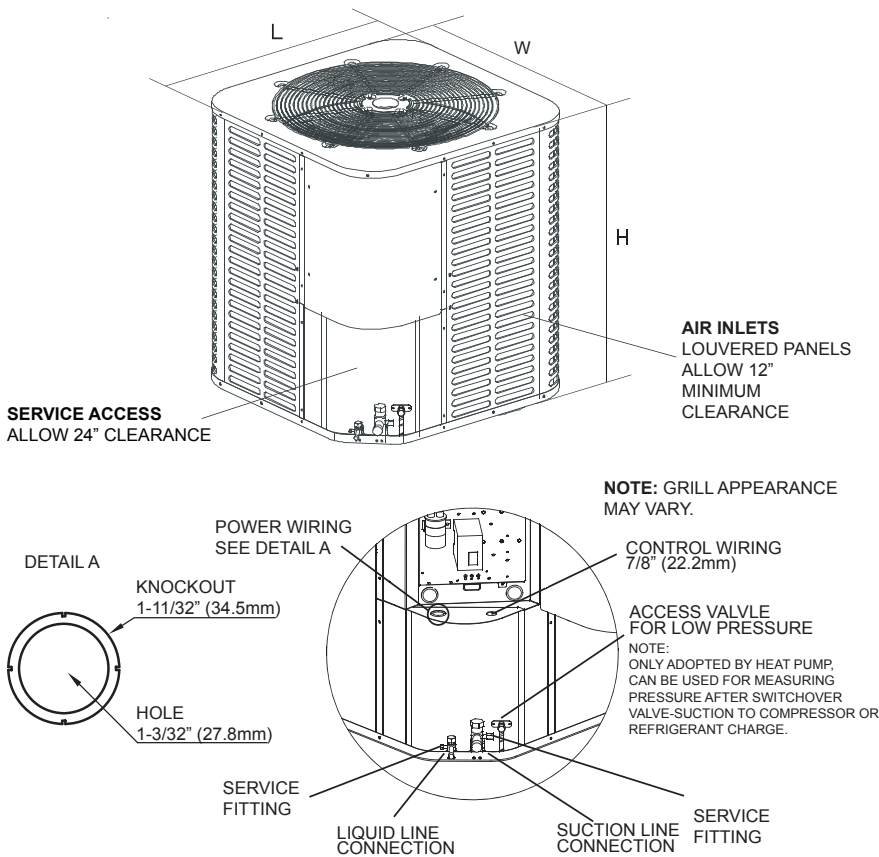
TAG: _____

SUBMITTAL

1.5 Ton Split System Air Conditioner - 1 Phase J4AC6018A1000AA

Product Specifications

OUTDOOR UNIT	J4AC6018A1000AA
POWER CONNS. — V/PH/HZ	208/230/1/60
MIN. BRCH. CIR. AMPACITY	10.4
BR. CIR. PROT. RTG. - MAX. (AMPS)	15
COMPRESSOR	SCROLL
NO. USED - NO. SPEEDS	1 - 1
VOLTS/PH/HZ	208/230/1/60
R.L. AMPS - L.R. AMPS	7.7 - 48.0
FACTORY INSTALLED START COMPONENTS	NO
INSULATION/SOUND BLANKE T	NO
COMPRESSOR HEAT	NO
OUTDOOR FAN	PROPELLER
DIA. (IN.) - NO. USED	18-7/8 - 1
TYPE DRIVE - NO. SPEEDS	DIRECT-1
CFM @ 0.0 IN. W.G.	1800
NO. MOTORS - HP	1 - 1/8
MOTOR SPEED R.P.M.	1075
VOLTS/PH/HZ	208/230/1/60
F.L. AMPS	0.70
OUTDOOR COIL — TYPE	PLATE FIN
ROWS - F.P.I.	2 - 21
FACE AREA (SQ. FT.)	10
TUBE SIZE (IN.)	3/16
REFRIGERANT CONTROL	ORIFICE
REFRIGERANT	
LBS. — R-410 (O.D. UNIT)	5 LBS. - 2 OZ.
FACTORY SUPPLIED	YES
LINE SIZE - IN. O.D. GAS	3/4
LINE SIZE - IN. O.D. LIQ.	3/8
CHARGING SPECIFICATION	
SUBCOOLING	8° F
DIMENSIONS	W X H X D
CRATED (IN.)	24-7/10x30-11/16x24-7/10
WEIGHT	
SHIPPING (LBS.)	152
NET (LBS.)	128



NOTE: All dimensions are in mm/inches.

Model	H	W	L	LIQUID VALVE SIZE	GAS VALVE SIZE
J4AC6018A1000AA	633 (24-15/16)	600 (23-5/8)	600 (23-5/8)	3/8	3/4

Mechanical Specification Options

General

The J4AC60 is fully charged from the factory. This unit is designed to operate at outdoor ambient temperatures as high as 115°F. Cooling capacities are matched with air handlers and furnace coils that are AHRI certified. The unit is certified to ETL. Exterior is designed for outdoor application.

Casing

Unit casing is constructed of heavy gauge, Galvanized steel and painted with a weather-resistant powder paint on all grilles, panels, pre-paint on all other panels. And had 500-hours salt spray tested.

Refrigerant Controls

Refrigeration system controls include condenserfan, compressor contactor.

Scroll Compressor

Features include low vibration and noise.

Condenser Coil

The outdoor coil provides low airflow resistance and efficient heat transfer. The coil is protected on all four sides by grille panels.

Optional accessories

Liquid line drier —

It is used to filter out impurities and water in the system, ensures system clean and dry.



OXBOX has a policy of continuous product and product data improvement and it reserves the right to change design and specifications without notice.

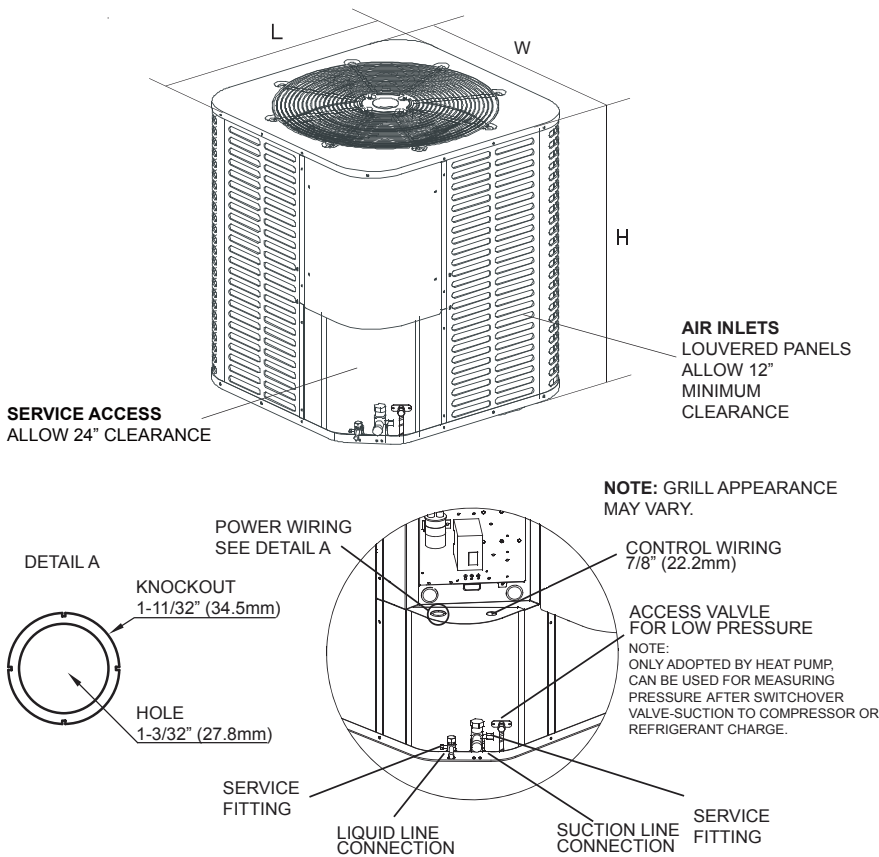
TAG: _____

SUBMITTAL

2.0 Ton Split System Air Conditioner - 1 Phase J4AC6024A1000AA

Product Specifications

OUTDOOR UNIT	J4AC6024A1000AA
POWER CONNS. — V/PH/HZ	208/230/1/60
MIN. BRCH. CIR. AMPACITY	13.7
BR. CIR. PROT. RTG. - MAX. (AMPS)	20
COMPRESSOR	SCROLL
NO. USED - NO. SPEEDS	1 - 1
VOLTS/PH/HZ	208/230/1/60
R.L. AMPS - L.R. AMPS	10.1 - 52
FACTORY INSTALLED START COMPONENTS	NO
INSULATION/SOUND BLANKE T	NO
COMPRESSOR HEAT	NO
OUTDOOR FAN	PROPELLER
DIA. (IN.) - NO. USED	23-1/16 - 1
TYPE DRIVE - NO. SPEEDS	DIRECT-1
CFM @ 0.0 IN. W.G.	2500
NO. MOTORS - HP	1 - 1/6
MOTOR SPEED R.P.M.	825
VOLTS/PH/HZ	208/230/1/60
F.L. AMPS	1
OUTDOOR COIL — TYPE	PLATE FIN
ROWS - F.P.I.	1.7 - 21
FACE AREA (SQ. FT.)	13
TUBE SIZE (IN.)	3/16
REFRIGERANT CONTROL	ORIFICE
REFRIGERANT	
LBS. — R-410 (O.D. UNIT)	6 LBS. - 3 OZ.
FACTORY SUPPLIED	YES
LINE SIZE - IN. O.D. GAS	3/4
LINE SIZE - IN. O.D. LIQ.	3/8
CHARGING SPECIFICATION	
SUBCOOLING	8° F
DIMENSIONS	W X H X D
CRATED (IN.)	29x30-11/16x29
WEIGHT	
SHIPPING (LBS.)	179
NET (LBS.)	148



NOTE: All dimensions are in mm/inches.

Model	H	W	L	LIQUID VALVE SIZE	GAS VALVE SIZE
J4AC6024A1000AA	633 (24-15/16)	710 (28)	710 (28)	3/8	3/4

Mechanical Specification Options

General

The J4AC60 is fully charged from the factory. This unit is designed to operate at outdoor ambient temperatures as high as 115°F. Cooling capacities are matched with air handlers and furnace coils that are AHRI certified. The unit is certified to ETL. Exterior is designed for outdoor application.

Casing

Unit casing is constructed of heavy gauge, Galvanized steel and painted with a weather-resistant powder paint on all grilles, panels, pre-paint on all other panels. And had 500-hours salt spray tested.

Refrigerant Controls

Refrigeration system controls include condenserfan, compressor contactor.

Scroll Compressor

Features include low vibration and noise.

Condenser Coil

The outdoor coil provides low airflow resistance and efficient heat transfer. The coil is protected on all four sides by grille panels.

Optional accessories

Liquid line drier —

It is used to filter out impurities and water in the system, ensures system clean and dry.



OXBOX has a policy of continuous product and product data improvement and it reserves the right to change design and specifications without notice.

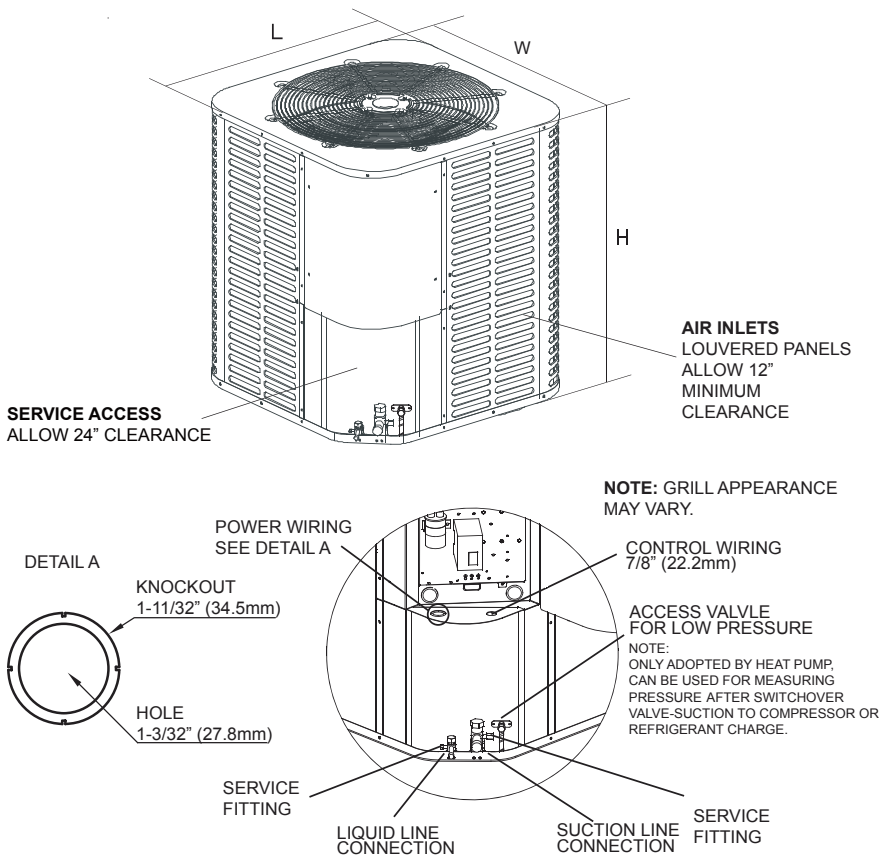
TAG: _____

SUBMITTAL

2.5 Ton Split System Air Conditioner - 1 Phase J4AC6030A1000AA

Product Specifications

OUTDOOR UNIT	J4AC6030A1000AA
POWER CONNS. — V/PH/HZ	208/230/1/60
MIN. BRCH. CIR. AMPACITY	16.5
BR. CIR. PROT. RTG. - MAX. (AMPS)	25
COMPRESSOR	SCROLL
NO. USED - NO. SPEEDS	1 - 1
VOLTS/PH/HZ	208/230/1/60
R.L. AMPS - L.R. AMPS	12.4 - 63
FACTORY INSTALLED START COMPONENTS	NO
INSULATION/SOUND BLANKE T	NO
COMPRESSOR HEAT	NO
OUTDOOR FAN	PROPELLER
DIA. (IN.) - NO. USED	23-5/8 - 1
TYPE DRIVE - NO. SPEEDS	DIRECT-1
CFM @ 0.0 IN. W.G.	2600
NO. MOTORS - HP	1 - 1/6
MOTOR SPEED R.P.M.	825
VOLTS/PH/HZ	208/230/1/60
F.L. AMPS	1.0
OUTDOOR COIL — TYPE	PLATE FIN
ROWS - F.P.I.	2 - 21
FACE AREA (SQ. FT.)	14
TUBE SIZE (IN.)	3/16
REFRIGERANT CONTROL	ORIFICE
REFRIGERANT	
LBS. — R-410 (O.D. UNIT)	5 LBS. - 14 OZ.
FACTORY SUPPLIED	YES
LINE SIZE - IN. O.D. GAS	3/4
LINE SIZE - IN. O.D. LIQ.	3/8
CHARGING SPECIFICATION	
SUBCOOLING	8° F
DIMENSIONS	W X H X D
CRATED (IN.)	30-1/5x30-11/16x30-1/5
WEIGHT	
SHIPPING (LBS.)	187
NET (LBS.)	157



NOTE: All dimensions are in mm/inches.

Model	H	W	L	LIQUID VALVE SIZE	GAS VALVE SIZE
J4AC6030A1000AA	633 (24-15/16)	740 (29-1/8)	740 (29-1/8)	3/8	3/4

Mechanical Specification Options

General

The J4AC60 is fully charged from the factory. This unit is designed to operate at outdoor ambient temperatures as high as 115°F. Cooling capacities are matched with air handlers and furnace coils that are AHRI certified. The unit is certified to ETL. Exterior is designed for outdoor application.

Casing

Unit casing is constructed of heavy gauge, Galvanized steel and painted with a weather-resistant powder paint on all grilles, panels, pre-paint on all other panels. And had 500-hours salt spray tested.

Refrigerant Controls

Refrigeration system controls include condenserfan, compressor contactor.

Scroll Compressor

Features include low vibration and noise.

Condenser Coil

The outdoor coil provides low airflow resistance and efficient heat transfer. The coil is protected on all four sides by grille panels.

Optional accessories

Liquid line drier —

It is used to filter out impurities and water in the system, ensures system clean and dry.



OXBOX has a policy of continuous product and product data improvement and it reserves the right to change design and specifications without notice.

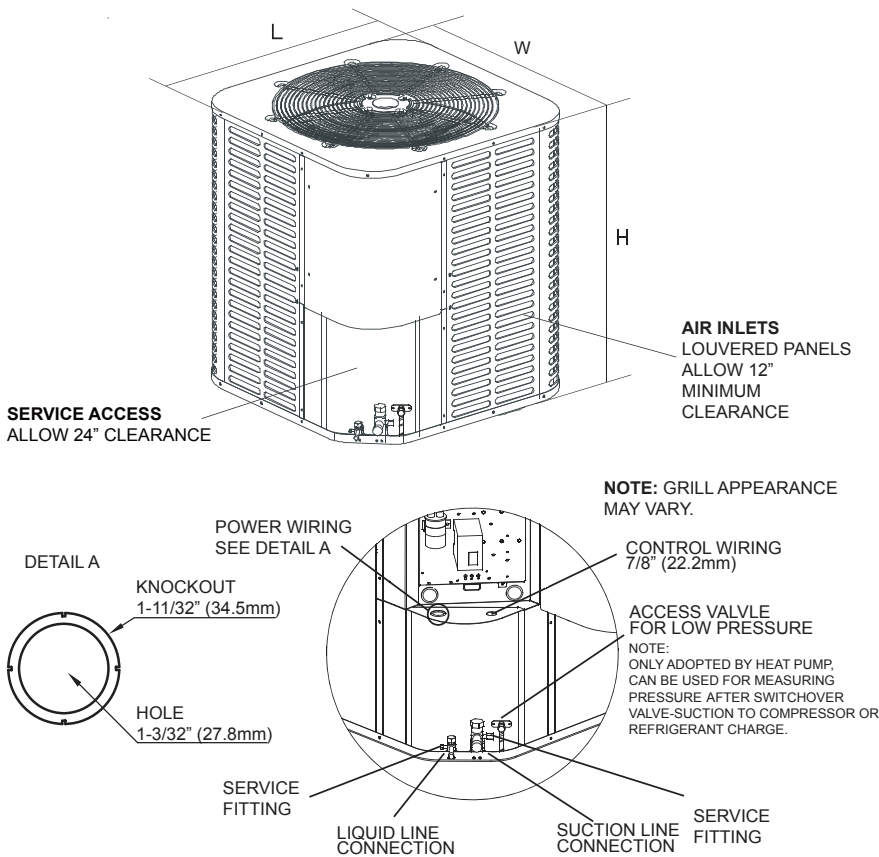
TAG: _____

SUBMITTAL

3.5 Ton Split System Air Conditioner - 1 Phase J4AC6042A1000AA

Product Specifications

OUTDOOR UNIT	J4AC6042A1000AA
POWER CONNS. — V/PH/HZ	208/230/1/60
MIN. BRCH. CIR. AMPACITY	22.5
BR. CIR. PROT. RTG. - MAX. (AMPS)	35
COMPRESSOR	SCROLL
NO. USED - NO. SPEEDS	1 - 1
VOLTS/PH/HZ	208/230/1/60
R.L. AMPS - L.R. AMPS	15.9 - 112.3
FACTORY INSTALLED START COMPONENTS	NO
INSULATION/SOUND BLANKE T	NO
COMPRESSOR HEAT	NO
OUTDOOR FAN	PROPELLER
DIA. (IN.) - NO. USED	23-5/8 - 1
TYPE DRIVE - NO. SPEEDS	DIRECT-1
CFM @ 0.0 IN. W.G.	3500
NO. MOTORS - HP	1 - 1/3
MOTOR SPEED R.P.M.	1050
VOLTS/PH/HZ	208/230/1/60
F.L. AMPS	2.60
OUTDOOR COIL — TYPE	PLATE FIN
ROWS - F.P.I.	2 - 21
FACE AREA (SQ. FT.)	18.4
TUBE SIZE (IN.)	3/16
REFRIGERANT CONTROL	ORIFICE
REFRIGERANT	
LBS. — R-410 (O.D. UNIT)	7 LBS. - 7 OZ.
FACTORY SUPPLIED	YES
LINE SIZE - IN. O.D. GAS	3/4
LINE SIZE - IN. O.D. LIQ.	3/8
CHARGING SPECIFICATION	
SUBCOOLING	8° F
DIMENSIONS	W X H X D
CRATED (IN.)	30-1/5x38-63/64x30-1/5
WEIGHT	
SHIPPING (LBS.)	227
NET (LBS.)	194



NOTE: All dimensions are in mm/inches.

Model	H	W	L	LIQUID VALVE SIZE	GAS VALVE SIZE
J4AC6042A1000AA	843 (33-3/16)	740 (29-1/8)	740 (29-1/8)	3/8	3/4

Mechanical Specification Options

General

The J4AC60 is fully charged from the factory. This unit is designed to operate at outdoor ambient temperatures as high as 115°F. Cooling capacities are matched with air handlers and furnace coils that are AHRI certified. The unit is certified to ETL. Exterior is designed for outdoor application.

Casing

Unit casing is constructed of heavy gauge, Galvanized steel and painted with a weather-resistant powder paint on all grilles, panels, pre-paint on all other panels. And had 500-hours salt spray tested.

Refrigerant Controls

Refrigeration system controls include condenserfan, compressor contactor.

Scroll Compressor

Features include low vibration and noise.

Condenser Coil

The outdoor coil provides low airflow resistance and efficient heat transfer. The coil is protected on all four sides by grille panels.

Optional accessories

Liquid line drier —

It is used to filter out impurities and water in the system, ensures system clean and dry.



OXBOX has a policy of continuous product and product data improvement and it reserves the right to change design and specifications without notice.

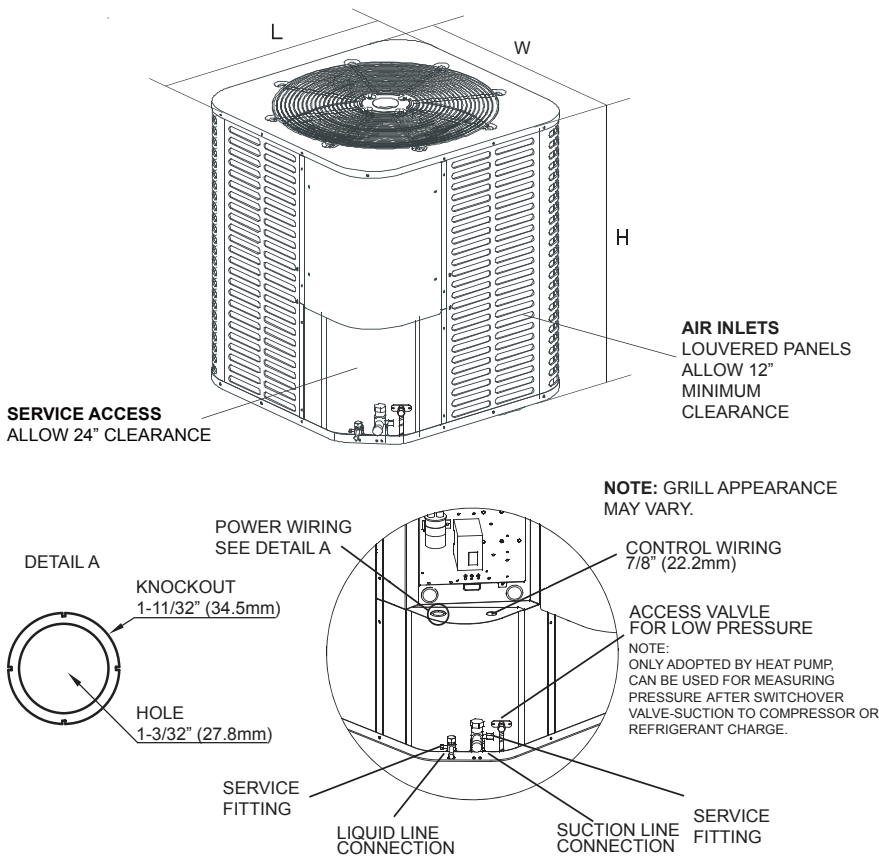
TAG: _____

SUBMITTAL

4.0 Ton Split System Air Conditioner - 1 Phase J4AC6048A1000AA

Product Specifications

OUTDOOR UNIT	J4AC6048A1000AA
POWER CONNS. — V/PH/HZ	208/230/1/60
MIN. BRCH. CIR. AMPACITY	23.8
BR. CIR. PROT. RTG. - MAX. (AMPS)	40
COMPRESSOR	SCROLL
NO. USED - NO. SPEEDS	1 - 1
VOLTS/PH/HZ	208/230/1/60
R.L. AMPS - L.R. AMPS	16.9-94.0
FACTORY INSTALLED START COMPONENTS	NO
INSULATION/SOUND BLANKE T	NO
COMPRESSOR HEAT	NO
OUTDOOR FAN	PROPELLER
DIA. (IN.) - NO. USED	23-5/8 - 1
TYPE DRIVE - NO. SPEEDS	DIRECT-1
CFM @ 0.0 IN. W.G.	3500
NO. MOTORS - HP	1 - 1/3
MOTOR SPEED R.P.M.	1050
VOLTS/PH/HZ	208/230/1/60
F.L. AMPS	2.60
OUTDOOR COIL — TYPE	PLATE FIN
ROWS - F.P.I.	2 - 21
FACE AREA (SQ. FT.)	18.4
TUBE SIZE (IN.)	3/16
REFRIGERANT CONTROL	ORIFICE
REFRIGERANT	
LBS. — R-410 (O.D. UNIT)	8 LBS. - 1 OZ.
FACTORY SUPPLIED	YES
LINE SIZE - IN. O.D. GAS	7/8
LINE SIZE - IN. O.D. LIQ.	3/8
CHARGING SPECIFICATION	
SUBCOOLING	8° F
DIMENSIONS	W X H X D
CRATED (IN.)	30-1/5x38-63/64x30-1/5
WEIGHT	
SHIPPING (LBS.)	227
NET (LBS.)	194



NOTE: All dimensions are in mm/inches.

Model	H	W	L	LIQUID VALVE SIZE	GAS VALVE SIZE
J4AC6048A1000AA	843 (33-3/16)	740 (29-1/8)	740 (29-1/8)	3/8	7/8

Mechanical Specification Options

General

The J4AC60 is fully charged from the factory. This unit is designed to operate at outdoor ambient temperatures as high as 115°F. Cooling capacities are matched with air handlers and furnace coils that are AHRI certified. The unit is certified to ETL. Exterior is designed for outdoor application.

Casing

Unit casing is constructed of heavy gauge, Galvanized steel and painted with a weather-resistant powder paint on all grilles, panels, pre-paint on all other panels. And had 500-hours salt spray tested.

Refrigerant Controls

Refrigeration system controls include condenserfan, compressor contactor.

Scroll Compressor

Features include low vibration and noise.

Condenser Coil

The outdoor coil provides low airflow resistance and efficient heat transfer. The coil is protected on all four sides by grille panels.

Optional accessories

Liquid line drier —

It is used to filter out impurities and water in the system, ensures system clean and dry.



OXBOX has a policy of continuous product and product data improvement and it reserves the right to change design and specifications without notice.



J4AC6060A1000AA

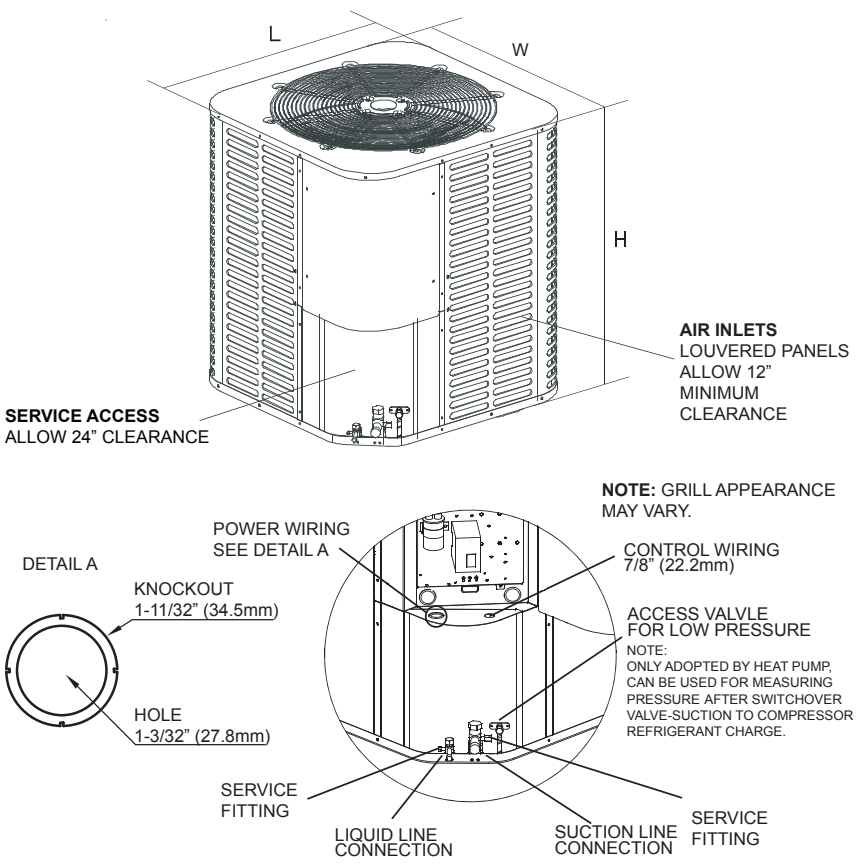
TAG: _____

SUBMITTAL

**5.0 Ton Split System
Air Conditioner - 1 Phase
J4AC6060A1000AA**

Product Specifications

OUTDOOR UNIT	J4AC6060A1000AA
POWER CONNS. — V/PH/HZ	208/230/1/60
MIN. BRCH. CIR. AMPACITY	29.9
BR. CIR. PROT. RTG. - MAX. (AMPS)	50
COMPRESSOR	SCROLL
NO. USED - NO. SPEEDS	1 - 1
VOLTS/PH/HZ	208/230/1/60
R.L. AMPS - L.R. AMPS	21.8-127.1
FACTORY INSTALLED START COMPONENTS	NO
INSULATION/SOUND BLANKE T	NO
COMPRESSOR HEAT	NO
OUTDOOR FAN	PROPELLER
DIA. (IN.) - NO. USED	23-5/8 - 1
TYPE DRIVE - NO. SPEEDS	DIRECT-1
CFM @ 0.0 IN. W.G.	3550
NO. MOTORS - HP	1 - 1/3
MOTOR SPEED R.P.M.	1050
VOLTS/PH/HZ	208/230/1/60
F.L. AMPS	2.60
OUTDOOR COIL — TYPE	MICROCHANNEL
ROWS - F.P.I.	1 - 23
FACE AREA (SQ. FT.)	18.4
REFRIGERANT CONTROL	ORIFICE
REFRIGERANT	
LBS. — R-410 (O.D. UNIT)	6 LBS. - 14 OZ.
FACTORY SUPPLIED	YES
LINE SIZE - IN. O.D. GAS	7/8
LINE SIZE - IN. O.D. LIQ.	3/8
CHARGING SPECIFICATION	See Table
DIMENSIONS	W X H X D
CRATED (IN.)	30-1/5x38-63/64x30-1/5
WEIGHT	
SHIPPING (LBS.)	225
NET (LBS.)	192




NOTE: All dimensions are in mm/inches.

Model	H	W	L	LIQUID VALVE SIZE	GAS VALVE SIZE
J4AC6060A1000AA	843 (33-3/16)	740 (29-1/8)	740 (29-1/8)	3/8	7/8

REFRIGERANT CHARGING CHART

Cooling Mode		16 SEER R410A AC Charge Chart 5 TON								
		Outdoor Ambient Temperature(°F)								
		65	70	75	80	85	90	95	100	105
		Liquid Pressrue at Small Service Value(psig)								
Suction Pressure at Large Service Valve(psig)	165	273	294	317	339	361	383	404	431	458
	161	271	292	314	336	358	381	403	430	457
	157	269	289	311	334	356	379	401	428	455
	153	267	287	308	331	353	377	400	426	453
	149	266	285	306	328	350	374	398	424	451
	145	264	283	304	326	348	373	397	423	450
	141	262	281	302	324	346	371	395	421	448
	137	260	279	300	322	344	369	393	419	446
	133	259	278	298	320	342	367	392	418	443
	129	257	276	296	318	340	365	390	415	440
	125	255	274	294	316	338	363	388	413	438
	121	253	272	292	314	336	361	386	411	435
	117	252	271	291	313	335	360	384	409	433
	113	250	269	290	312	334	358	382	407	431
	109	248	268	289	311	333	357	380	404	428
105	246	266	288	310	331	355	378	402	426	



In order to properly charge the system the following conditions must be met:

- 1) Outdoor temperature above 65° F.
- 2) Indoor temperature between 70°F to 100°F.
- 3) Installation must be complete with brazed joints and drier visually inspected.
- 4) The unit electrical installation must be checked and unit powered for one (1) hour if crank case heat is used or five (5) minutes if no crankcase heater is used.

■ CHARGING BY LIQUID PRESSURE

Follow these steps: 1. Run in cooling mode at least 10 minutes. 2. Measure OUTDOOR AMBIENT TEMPERATURE within 6 inches of coil. 3. Measure SUCTION LINE PRESSURE. 4. Find the TARGET LIQUID PRESSURE at the intersection between the SUCTION LINE PRESSURE and the OUTDOOR AMBIENT TEMPERATURE, if falls between rows or columns then estimate the TARGET LIQUID PRESSURE or SUCTION LINE PRESSURE falls between rows or columns then estimate the TARGET LIQUID PRESSURE between the rows and columns. 5. Compare the measured LIQUID LINE PRESSURE to the TARGET LIQUID PRESSURE, add charge to raise the pressure or recover charge to lower it. 6. After running unit for 10 minutes if the SUCTION LINE PRESSURE changes, go back to step 2 otherwise remove test equipment and cover the valves.

■ CHARGING BY WEIGHT

For a new installation, evacuation of interconnecting tubing and indoor coil is adequate; otherwise, evacuate the entire system. The factory refrigerant charge in the outdoor unit is sufficient for 15 feet of standard size interconnecting liquid line. For tube lengths over 15 ft add the charge as indicated below:

- | | |
|------------------------|-------------------------|
| 1/4" ± .2 oz. per foot | 5/16" ± .4 oz. per foot |
| 3/8" ± .6 oz. per foot | 1/2" ± 1.2 oz. per foot |

With an accurate scale (+/- 1 oz.) adjust charge difference between that shown on the unit data plate and that calculated for the new system Installation. if the entire system has been evacuated, add the total calculated charge.

**THIS IS A CHARGING PROCEDURE TO PREVENT OVERCHARGING.
THIS SYSTEM MUST NOT BE CHARGED BY SUBCOOLING.**

Mechanical Specification Options

General

The J4AC60 is fully charged from the factory. This unit is designed to operate at outdoor ambient temperatures as high as 115°F. Cooling capacities are matched with air handlers and furnace coils that are AHRI certified. The unit is certified to ETL. Exterior is designed for outdoor application.

Casing

Unit casing is constructed of heavy gauge, Galvanized steel and painted with a weather-resistant powder paint on all grilles, panels, pre-paint on all other panels. And had 500-hours salt spray tested.

Refrigerant Controls

Refrigeration system controls include condenserfan, compressor contactor.

Scroll Compressor

Features include low vibration and noise.

Condenser Coil

The outdoor coil provides low airflow resistance and efficient heat transfer. The coil is protected on all four sides by grille panels.

Optional accessories

Liquid line drier —

It is used to filter out impurities and water in the system, ensures system clean and dry.



OXBOX has a policy of continuous product and product data improvement and it reserves the right to change design and specifications without notice.