

Project:
Tag:
Engineer:
Contractor:
Date:

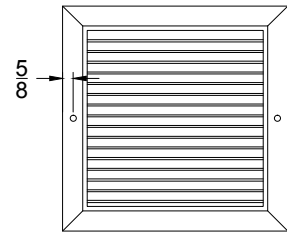
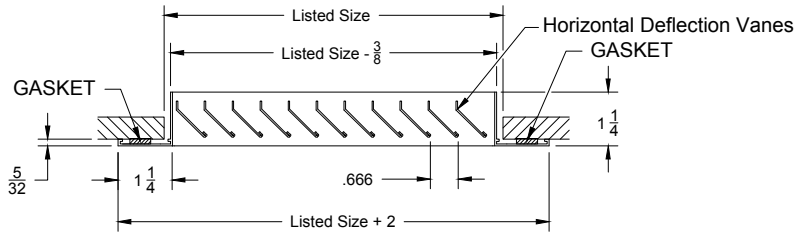
METALAIRE™

Submittal: RH

Return Grilles and Registers Roll Formed - 45° Louvered Face

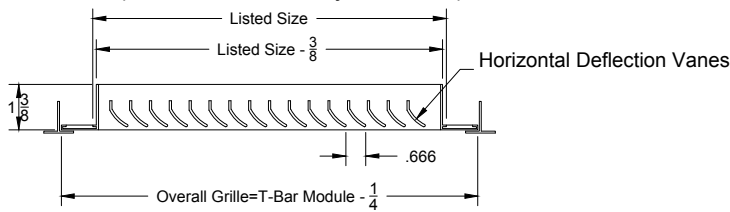
- Models:** **RH-1** Return Grille - Surface Mount
RH-6 Return Grille - Lay in T-bar
RH-7 Return Grille - Concealed Lay in T-bar
RH-8 Return Grille - Tegular Ceiling Lay in

Model: RH-1 (Return Grille - Surface Mount)




Face View (RH-1 Model)

Model: RH-6 (Return Grille - Lay in T-Bar)

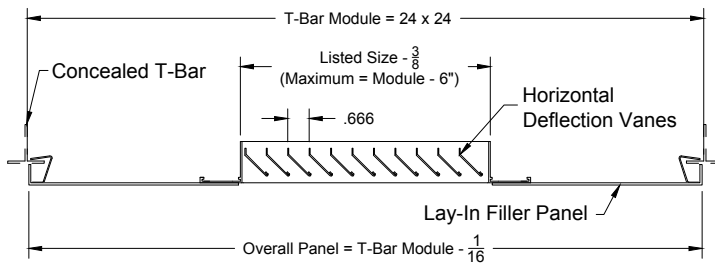


Overall Panel Size =
Module - $\frac{1}{4}$

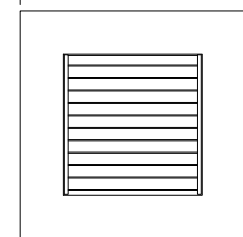


Face View (RH-6 Model)

Model: RH-7 (Return Grille - Concealed T-Bar Lay in)

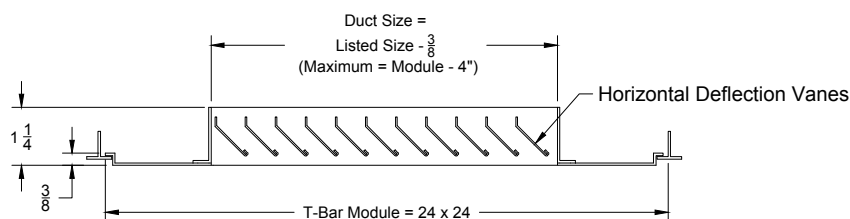


Overall Panel Size =
Module - $\frac{1}{16}$

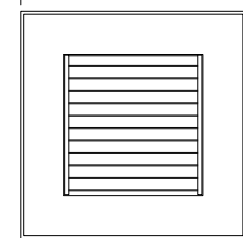


Face View (RH-7 Model)

Model: RH-8 (Return Grille - Tegular Ceiling Lay in)



Overall Panel Size =
Module - $\frac{1}{4}$



Face View (RH-8 Model)

Project:
 Tag:
 Engineer:
 Contractor:
 Date:

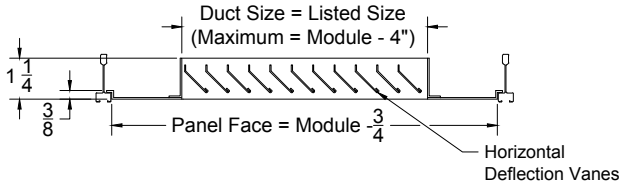
METALAIRE™

Submittal: RH

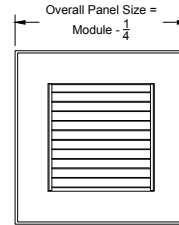
Return Grilles and Registers Extruded Aluminum - 45° Louvered Face

- Models: **RH-9** Return Grille - Donn Finline Lay in
RH-H-1 Return Grille - Surface Mount - Hinged Core
RH-RC-1 Return Grille - Surface Mount - Removeable Core
RH-H-6 Return Grille - T-Bar Mount - Hinged Cover
RH-RC-6 Return Grille - T-Bar Mount - Removeable Cover

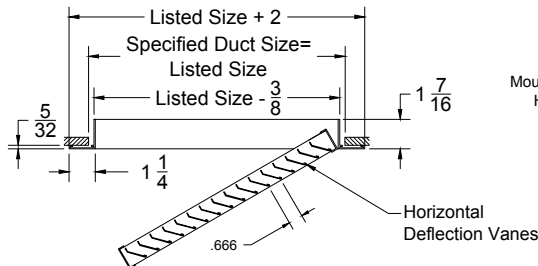
Model: RH-9 (Aluminum Return Grille - Donn Finline Lay-in)



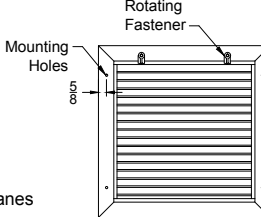
Face View (RH-9 Model)



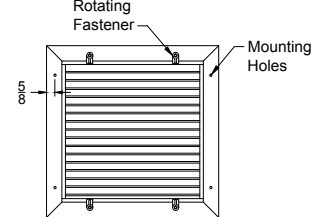
Model: RH-H-1 & RH-RC-1 (Aluminum Return Grille - Surface Mount - Hinged Core & Removeable Core)



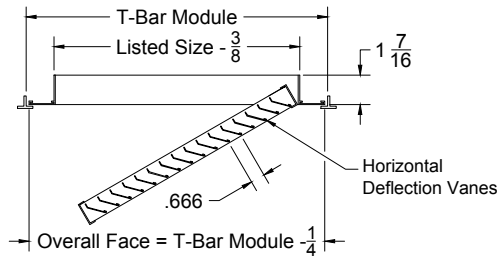
Face View (RH-H-1)



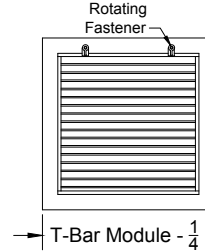
Face View (RH-RC-1)



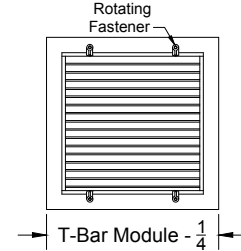
Model: RH-H-6 & RH-RC-6 (Aluminum Return Grille - T-Bar Mount - Hinged Core & Removeable Core)



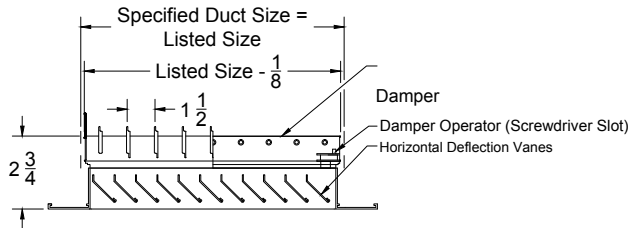
Face View (RH-H-6, Hinged)



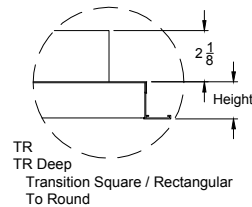
Face View (RH-RC-6, Removeable)



Options:
 OBD and OBDA



See Page 1 For Standard T-Bar Module Size



Notes: (check if provided)

| 1. Available Finishes | 2. Available Accessories | 3. Available Options | 4. Construction Details |
|---|--|--|--|
| Standard Finish: 01 White. Optional Finish (no extra charge): 24 Mill Finish. Optional Finish (additional Charge): 02 Satin Silver 03 Black. 28 Custom Color / Setup Charge | OBD - Steel Opposed Blade Damper OBDA - Aluminum Opposed Blade Damper L9 - Equalizing Grid. PF - Plaster Frame. TBPF - T-Bar Plaster Frame TR - Transition Square / Rectangular to Round; Up To 22x22 listed size TR-Deep Transition Used With Dampers LIPF - Lay-In Plaster Frame | IS - Insect Screen. FGFBP - Factory Installed R6 Insulation On 24x24 Panel Only Removeable Core | <ul style="list-style-type: none"> • Odd / Fractional Sizes Available. • Oversized units made in multiple sections, each with full Flanged Mullion strips provided for joining units in field. • Can be ordered to fit standard T-Bar sizes . |