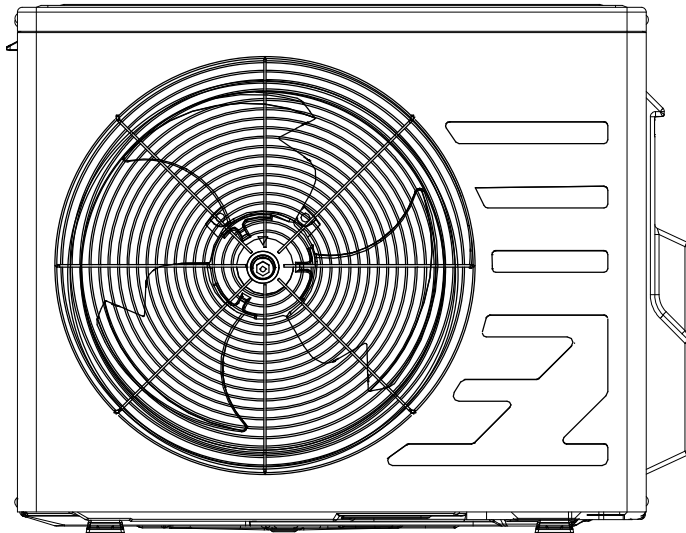
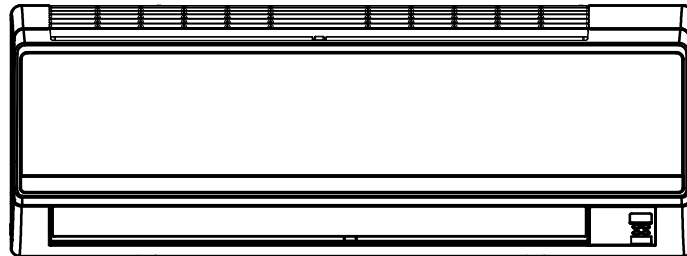




Product Data

**Split System (R-410A, 60Hz)
16 SEER, Inverter System
9,000 to 24,000 BTU/Hr**



Single Split
Cooling Only
Heat Pump

Indoor Unit
4MYW6-A
4MXW6-A

Outdoor Unit
4TYK6-A
4TXK6-A

It's Hard to Stop a Trane.

Split System (R-410A, 60Hz) 16 SEER, Inverter System - 9,000 to 24,000 BTU/Hr

Whatever their specific heating and cooling needs, people trust Trane to provide reliable efficient solutions. Trane Ductless Systems allow you to create a comfortable indoor environment in spaces where adding ductwork might be impractical or too expensive, or not as efficient as a ductless option.

Retrofit a house that doesn't have a ducted system or where the central system is already at capacity. Bring efficient, economical comfort to new room additions. Provide spot heating and cooling that operates independently of the central system. Utilize Ductless efficiency for new construction projects where ductless systems make more sense than a traditional ducted system.

Easy to install Trane Ductless Systems offer flexibility in design and provide efficiency and economy with two simple components - an outdoor unit and one or more stylish, low profile, indoor units. All built with Trane's legendary reliability and innovative thinking.

Introducing the new TRANE Split System Family



**4MYW6 and 4MXW6
Mid-Efficiency Indoor Unit**

Quiet Design

Specially designed air vent efficiently reduces operation noise, as low as 26 dB.

Turbo Function

High speed operation quickly reaches desired temperature.

Sleep Mode Function

Temperature rises/falls automatically to maintain room comfort and save energy while you sleep.

Auto Clean/Triple Filtration

Fan runs when unit is stopped to reduce moisture and inhibit the development of bacteria, and the triple filtration further cleans the air that you breathe.

Anti-cold Design

To prevent blowing cold air directly to the room, air is pre-heated during heating operation.

Timer

Operate the unit automatically only when you want by setting the timer.

Energy Efficiency

Quickly reach the desired temperature without sacrificing your electricity bills with our higher EER/COP levels.

Robust Grill

Prevent damage without impacting airflow with our strong, hot-dip galvanized steel grill.

Intelligent Defrost

Auto defrosting is implemented if necessary. It improves the system's heating efficiency and helps you save power. (Standard on all heat pump models.)

Blue Fin

Increase durability and ensure continued efficiency with our special anti-corrosion coil treatment. (Standard on all heat pump models.)

Twin Rotary DC Compressor

Provides better balance and higher efficiency.

Compressor Protection

Compressor stops or delays operation when there is mode conflict.

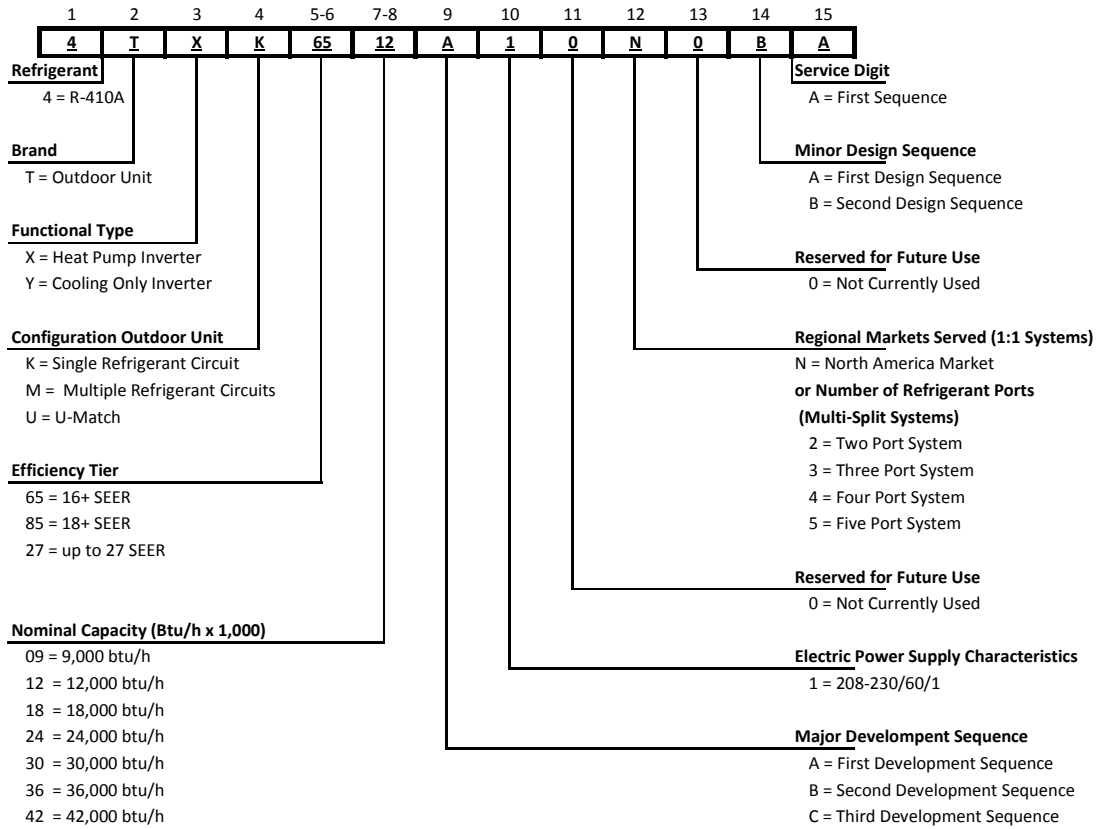


**4TYK6, 4TXK6 and 4TXK8
Outdoor Unit**

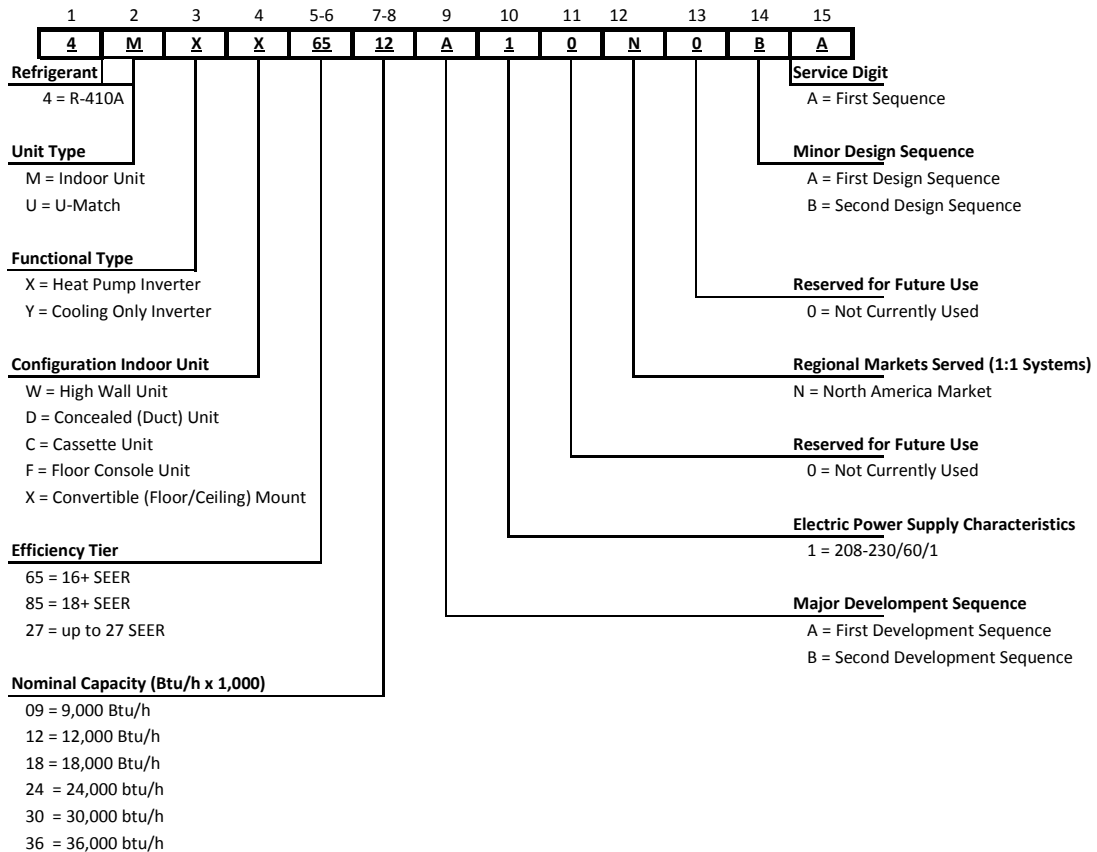
Contents

Model Nomenclature	4
<hr/>	
Optional Equipment	5
<hr/>	
General Data	6-9
<hr/>	
Mechanical Specifications	10
<hr/>	

OUTDOOR UNIT MODEL NOMENCLATURE



INDOOR UNIT MODEL NOMENCLATURE



Optional Equipment

See the Service First Mini-Split Accessory Catalog for the complete accessory list.

Optional outdoor unit accessories

Model Number	Description	4TXK65 Mini-split HP 16 SEER	4TYK65 Mini-split AC 16 SEER
TAYREFLN050	Lineset Kit 1/4x3/8 - 25'	✓	✓
TAYREFLN055	Lineset Kit 1/4x3/8 - 35'	✓	✓
TAYREFLN060	Lineset Kit 1/4x3/8 - 50'	✓	✓
TAYREFLN560	Lineset Kit 1/4x1/2 - 25'	✓	✓
TAYREFLN565	Lineset Kit 1/4x1/2 - 35'	✓	✓
TAYREFLN570	Lineset Kit 1/4x1/2 - 50'	✓	✓
TAYREFLN155	Lineset Kit 1/4x5/8 - 25'	—	—
TAYREFLN160	Lineset Kit 1/4x5/8 - 35'	—	—
TAYREFLN165	Lineset Kit 1/4x5/8 - 50'	—	—

Optional indoor unit accessories

Model Number	Description	4MXW65 Mini-split Indoor 16 SEER	4MYW65 Mini-split Indoor 16 SEER
BAYFTHW01P2A	Active Carbon & Catechin filter for 9 & 12 MBH 16 SEER units	✓	✓
BAYFTHW02P2A	Active Carbon & Catechin filter for 18 & 24 MBH 16 SEER units and 9, 12, 18 & 24 MBH 18 SEER units	✓	✓
BAYFTHW03P2A	Active Carbon & Catechin filter for 36 MBH 18 SEER units	✓	✓
TREMOTE2AHANDAA	Wireless controller	✓	✓

Air Velocity Patterns for High Wall		
Max Horizontal Distance		
Unit: ft. (m)		
Model	Cooling Mode	Heating Mode
4MXW6509	27.8 (8.5)	26.2 (8)
4MXW6512	27.8 (8.5)	26.2 (8)
4MXW6518	26 (8)	21.3 (6.5)
4MXW6524	31 (9.5)	21.3 (6.5)
4MYW6509	27.8 (8.5)	N/A
4MYW6512	27.8 (8.5)	N/A
4MYW6518	26 (8)	N/A
4MYW6524	31 (9.5)	N/A

General Data

MODEL - Cooling Only	4MYW6509A10N0BA / 4TYK6509A10N0BA	4MYW6512A10N0BA / 4TYK6512A10N0BA
RATED Volts/PH	208 / 230 / 1	208 / 230 / 1
Frequency (Hz)	60Hz	60Hz
Rated Cooling Capacity (Btu/h):	9000	12000
Minimum Cooling Capacity (@95F) (Btu/h):	3800	3300
Maximum Cooling Capacity (@95F) (Btu/h):	11500	12500
Total Capacity (W) (High/Standard/Low):	3370 / 2637 / 1114	3663 / 3516 / 967
Rated Power Input (W)	882	1224
Nominal Input Current (A)	4.01	5.56
SEER	16.0	16.0
Air Flow Volume (CFM) (H/M/L)	330 / 300 / 260 / 210	340 / 300 / 260 / 210
Dehumidifying Volume (pt./h)	1.44	2.52
EER (@95F)	10.23	9.8

Indoor Unit	4MYW6509A10N0BA	4MYW6512A10N0BA
Fan Motor Speed (r/min) (SH/H/M/L)	1300 / 1100 / 900 / 700	1350 / 1150 / 950 / 750
Fan Motor RLA(A)	0.19	0.19
Evaporator	Aluminum Fin-copper Tube	Aluminum Fin-copper Tube
Pipe Diameter (inch)	0.276	0.276
Row Fin Gap (inch)	2 – 0.055	2 – 0.055
Coil length (L) x height (H) x coil width (W) (inch)	24.0 x 11.6 x 0.9	24.0 x 11.6 x 0.9
Output of Swing Motor (W)	1.5	1.5
Fuse (A)	3.15	3.15
Sound Power Level dB (A)(SH/H/M/L)	53 / 48 / 42 / 36	54 / 49 / 43 / 38
Sound PRESSURE Level dB (A)(SH/H/M/L) ①	43 / 38 / 32 / 26	44 / 39 / 33 / 28
Uncrated Dimension (W/D/H) (inch)	30.3 x 7.9 x 11.1	30.3 x 7.9 x 11.1
Crated Dimension of Package (W/D/H) (inch)	33.7 x 11.0 x 14.2	33.7 x 11.0 x 14.2
Net Weight /Gross Weight (lbs)	18.7 / 25.4	19.8 / 26.5

Outdoor Unit	4TYK6509A10N0BA	4TYK6512A10N0BA
Compressor Type	Rotary	Rotary
L.R.A. (A)	16.5	16.5
Compressor RLA(A)	7.3	7.3
Compressor Power Input(W)	950	950
Throttling Method	Capillary	Capillary
Working Temp Range (oF)	-0 ~ 110	-0 ~ 110
Condenser	Aluminum Fin-copper Tube	Aluminum Fin-copper Tube
Pipe Diameter (inch)	0.276	0.276
Row Fin Gap (inch)	1 – 0.055	2 – 0.055
Coil length (l) x height (H) x coil width (L) (inch)	25.5 x 20.8 x 0.8	25.5 x 20.8 x 1.5
Fan Motor Speed (rpm)	880±20	880±20
Output of Fan Motor (W)	21	21
Fan Motor RLA (A)	0.25	0.25
Air Flow Volume of Outdoor Unit (CFM)	944	944
Fan Diameter (inch)	14.6	14.6
Defrosting Method	Automatic Defrosting	Automatic Defrosting
Sound Power Level dB (A)	59	62
Sound PRESSURE Level dB (A) ①	49	52
Uncrated Dimension (W/L/H) (inch)	28.0 x 12.5 x 21.7	28.0 x 12.5 x 21.7
Crated Dimension of Package (W/L/H) (inch)	30.5 x 13.8 x 23.9	30.5 x 13.8 x 23.9
Net Weight /Gross Weight (lbs)	63.9 / 72.7	68.3 / 77.1
Refrigerant Charge (oz)	26.1	35.27
MCA	10.0	10.0
MOP	15.0	15.0

Connection Pipe		
Gas additional charge(oz/ft)	0.2	0.2
Outer Diameter Liquid Pipe (inch)	1/4	1/4
Outer Diameter Gas Pipe (inch)	3/8	3/8
Max Height Distance (ft)	65	65
Max Length Distance (ft)	100	100

① Sound PRESSURE Level @ 3.3 ft. dB(A)

General Data

MODEL - Cooling Only	4MYW6518A10NOBA / 4TYK6518A10NOBA	4MYW6524A10NOBA / 4TYK6524A10NOBA
RATED Volts/PH	208 / 230 / 1	208 / 230 / 1
Frequency (Hz)	60Hz	60Hz
Rated Cooling Capacity (Btu/h):	18000	22000
Minimum Cooling Capacity (@95F) (Btu/h):	4500	6400
Maximum Cooling Capacity (@95F) (Btu/h):	21000	24000
Total Capacity (W) (High/Standard/Low):	6155 / 5276 / 1319	7032 / 6446 / 1875
Rated Power Input (W)	1621	2200
Nominal Input Current (A)	7.37	10.0
SEER	16.0	16.0
Air Flow Volume (CFM) (H/M/L)	470 / 400 / 330 / 270	590 / 440 / 300 / 200
Dehumidifying Volume (pt./h)	3.29	3.85
EER (@95F)	11.1	10.0

Indoor Unit	4MYW6518A10NOBA	4MYW6524A10NOBA
Fan Motor Speed (r/min) (SH/H/M/L)	1400 / 1150 / 1000 / 850	1450 / 1180 / 1000 / 850
Fan Motor RLA(A)	0.32	0.45
Evaporator	Aluminum Fin-copper Tube	Aluminum Fin-copper Tube
Pipe Diameter (inch)	0.276	0.276
Row Fin Gap (inch)	2 – 0.055	2 – 0.059
Coil length (L) x height (H) x coil width (W) (inch)	25.9 x 12.0 x 1.0	30.1 x 13.5 x 1.0
Output of Swing Motor (W)	2.0	3.0
Fuse (A)	3.15	3.15
Sound Power Level dB (A)(SH/H/M/L)	58 / 53 / 48 / 43	59 / 53 / 49 / 44
Sound PRESSURE Level dB (A)(SH/H/M/L) ①	48 / 43 / 38 / 34	49 / 43 / 39 / 34
Uncrated Dimension (W/D/H) (inch)	34.1 x 8.5 x 12.0	39.7 x 8.7 x 12.4
Crated Dimension of Package (W/D/H) (inch)	37.3 x 12.2 x 15.1	42.4 x 12.9 x 15.7
Net Weight /Gross Weight (lbs)	26.4 / 35.2	33.0 / 44.0

Outdoor Unit	4TYK6518A10NOBA	4TYK6524A10NOBA
Compressor Type	Rotary	Rotary
L.R.A. (A)	27	41
Compressor RLA(A)	10.86	11.38
Compressor Power Input(W)	1245	1630
Throttling Method	Capillary	Capillary
Working Temp Range (oF)	-0 ~ 110	-0 ~ 110
Condenser	Aluminum Fin-copper Tube	Aluminum Fin-copper Tube
Pipe Diameter (inch)	0.276	0.276
Row Fin Gap (inch)	2 – 0.055	2 – 0.055
Coil length (L) x height (H) x coil width (L) (inch)	33.0 x 26.0 x 1.5	33.6 x 26.0 x 1.5
Fan Motor Speed (rpm)	690	690
Output of Fan Motor (W)	60	60
Fan Motor RLA (A)	0.62	0.62
Air Flow Volume of Outdoor Unit (CFM)	1887	1887
Fan Diameter (inch)	20.5	20.5
Defrosting Method	Automatic Defrosting	Automatic Defrosting
Sound Power Level dB (A)	66	66
Sound PRESSURE Level dB (A) ①	56	56
Uncrated Dimension (W/L/H) (inch)	37.6 x 15.6 x 27.8	37.6 x 15.6 x 27.8
Crated Dimension of Package (W/L/H) (inch)	40.5 x 18.0 x 29.5	40.5 x 18.0 x 29.5
Net Weight /Gross Weight (lbs)	105 / 117	114.5 / 125.5
Refrigerant Charge (oz)	44.1	54.67
MCA	15.0	16.0
MOP	25.0	25.0

Connection Pipe		
Gas additional charge(oz/ft)	0.2	0.2
Outer Diameter Liquid Pipe (inch)	1/4	1/4
Outer Diameter Gas Pipe (inch)	1/2	1/2
Max Height Distance (ft)	65	65
Max Length Distance (ft)	130	130

① Sound PRESSURE Level @ 3.3 ft. dB(A)

General Data

MODEL - Heat Pump Only	4MXW6509A1 / 4TXK6509A1		4MXW6512A1 / 4TXK6512A1	
	Cooling	Heating	Cooling	Heating
RATED Volts/PH	208 / 230 / 1		208 / 230 / 1	
Frequency (Hz)	60Hz		60Hz	
Rated Cooling / Heating Capacity (Btu/h):	9000	9000	12000	12000
Minimum Cooling Capacity (@95F) (Btu/h):	3800	0	3300	0
Maximum Cooling Capacity (@95F) (Btu/h):	11500	0	12500	0
Minimum Heating Capacity (@47F) (Btu/h):	0	3300	0	3400
Maximum Heating Capacity (@47F) (Btu/h):	0	11500	0	12500
Maximum Heating Capacity (@17F) (Btu/h):	0	5300	0	6800
Maximum Heating Capacity (@ 5F) (Btu/h):	0	6500	0	7800
Total Capacity (W) (High/Standard/Low):	3370 / 2637 / 1114	3370 / 2637 / 967	3663 / 3516 / 967	3663 / 3516 / 996
Rated Power Input (W)	882	770	1224	1050
Nominal Input Current (A)	4.01	4.20	5.56	4.66
SEER / HSPF	16.00	8.5	16.00	8.5
Air Flow Volume (CFM) (H/M/L)	330 / 300 / 260 / 210		340 / 300 / 260 / 210	
Dehumidifying Volume (pt./h)	1.44		2.52	
EER (@95F)	10.24	11.69	9.8	11.43

Indoor Unit	4MXW6509A10NOBA		4MXW6512A10NOBA	
Fan Motor Speed (r/min) (SH/H/M/L)	1300 / 1100 / 900 / 700	1300 / 1150 / 980 / 820	1350 / 1150 / 950 / 750	1350 / 1190 / 1020 / 850
Fan Motor RLA(A)	0.19		0.19	
Evaporator	Aluminum Fin-copper Tube		Aluminum Fin-copper Tube	
Pipe Diameter (inch)	0.276		0.276	
Row Fin Gap (inch)	2 - 0.055		2 - 0.055	
Coil length (L) x height (H) x coil width (W) (inch)	24.0 x 11.6 x 0.9		24.0 x 11.6 x 0.9	
Output of Swing Motor (W)	1.5		1.5	
Fuse (A)	3.15		3.15	
Sound Power Level dB (A)(SH/H/M/L)	53 / 48 / 42 / 36		54 / 49 / 43 / 38	
Sound PRESSURE Level dB (A)(SH/H/M/L) ①	43 / 38 / 32 / 26		44 / 39 / 33 / 28	
Uncrated Dimension (W/D/H) (inch)	30.3 x 7.9 x 11.1		30.3 x 7.9 x 11.1	
Crated Dimension of Package (W/D/H) (inch)	33.7 x 11.0 x 14.2		33.7 x 11.0 x 14.2	
Net Weight /Gross Weight (lbs)	18.7 / 25.4		19.8 / 26.5	

Outdoor Unit	4TXK6509A10NOBA		4TXK6512A10NOBA	
Compressor Type	Rotary		Rotary	
L.R.A. (A)	16.50		16.50	
Compressor RLA(A)	7.3		7.3	
Compressor Power Input(W)	950		950	
Throttling Method	Capillary		Capillary	
Working Temp Range (oF)	-0 ~ 110	5 ~ 75	-0 ~ 110	5 ~ 75
Condenser	Aluminum Fin-copper Tube		Aluminum Fin-copper Tube	
Pipe Diameter (inch)	0.276		0.276	
Row Fin Gap (inch)	1 - 0.055		2 - 0.055	
Coil length (L) x height (H) x coil width (L) (inch)	25.5 x 20.8 x 0.8		25.5 x 20.8 x 1.5	
Fan Motor Speed (rpm)	880±20		880±20	
Output of Fan Motor (W)	21		21	
Fan Motor RLA (A)	0.25		0.25	
Air Flow Volume of Outdoor Unit (CFM)	944		944	
Fan Diameter (inch)	14.6		14.6	
Defrosting Method	Automatic Defrosting		Automatic Defrosting	
Sound Power Level dB (A)	59		62	
Sound PRESSURE Level dB (A) ①	49		52	
Uncrated Dimension (W/L/H) (inch)	28.0 x 12.5 x 21.7		28.0 x 12.5 x 21.7	
Crated Dimension of Package (W/L/H) (inch)	30.5 x 13.8 x 23.9		30.5 x 13.8 x 23.9	
Net Weight /Gross Weight (lbs)	63.9 / 72.7		68.3 / 77.1	
Refrigerant Charge (oz)	26.1		35.27	
MCA	10.0		10.0	
MOP	15.0		15.0	

Connection Pipe		
Gas additional charge(oz/ft)	0.2	0.2
Outer Diameter Liquid Pipe (inch)	1/4	1/4
Outer Diameter Gas Pipe (inch)	3/8	3/8
Max Height Distance (ft)	65	65
Max Length Distance (ft)	100	100

① Sound PRESSURE Level @ 3.3 ft. dB(A)

General Data

MODEL - Heat Pump Only	4MXW6518A1 / 4TXK6518A1		4MXW6524A1 / 4TXK6524A1	
	Cooling	Heating	Cooling	Heating
RATED Volts/PH	208 / 230 / 1		208 / 230 / 1	
Frequency (Hz)	60Hz		60Hz	
Rated Cooling / Heating Capacity (Btu/h):	18000	19200	22000	24200
Minimum Cooling Capacity (@95F) (Btu/h):	4500	0	6400	0
Maximum Cooling Capacity (@95F) (Btu/h):	21000	0	24000	0
Minimum Heating Capacity (@47F) (Btu/h):	0	4000	0	4100
Maximum Heating Capacity (@47F) (Btu/h):	0	23000	0	26600
Maximum Heating Capacity (@17F) (Btu/h):	0	12000	0	18600
Maximum Heating Capacity (@ 5F) (Btu/h):	0	12900	0	14100
Total Capacity (W) (High/Standard/Low):	6155 / 5276 / 1319	6741 / 5276 / 1172	7032 / 6446 / 1875	7796 / 6446 / 1202
Rated Power Input (W)	1621	2400	2200	2800
Nominal Input Current (A)	7.37	10.91	10.0	14.17
SEER / HSPF	16.00	8.0	16.0	8.5
Air Flow Volume (CFM) (H/M/L)	470 / 400 / 330 / 270		590 / 440 / 300 / 200	
Dehumidifying Volume (pt./h)	3.29		3.85	
EER (@95F)	11.1	8.0	10.0	8.64
<hr/>				
Indoor Unit	4MXW6518A10NOBA		4MXW6524A10NOBA	
Fan Motor Speed (r/min) (SH/H/M/L)	1400 / 1150 / 1000 / 850	1450 / 1250 / 1100 / 950	1350 / 1150 / 1000 / 850	1350 / 1150 / 1000 / 900
Fan Motor RLA(A)	0.32		0.31	
Evaporator	Aluminum Fin-copper Tube		Aluminum Fin-copper Tube	
Pipe Diameter (inch)	0.276		0.276	
Row Fin Gap (inch)	2 - 0.055		2 - 0.059	
Coil length (L) x height (H) x coil width (W) (inch)	25.9 x 12.0 x 1.0		30.1 x 13.5 x 1.0	
Output of Swing Motor (W)	2.0		3.0	
Fuse (A)	3.15		3.15	
Sound Power Level dB (A)(SH/H/M/L)	58 / 53 / 48 / 43		59 / 53 / 49 / 44	
Sound PRESSURE Level dB (A)(SH/H/M/L) ①	48 / 43 / 38 / 34		49 / 43 / 39 / 34	
Uncrated Dimension (W/D/H) (inch)	34.1 x 8.5 x 12.0		39.7 x 8.7 x 12.4	
Crated Dimension of Package (W/D/H) (inch)	37.3 x 12.2 x 15.1		42.4 x 12.9 x 15.7	
Net Weight /Gross Weight (lbs)	26.4 / 35.2		33.0 / 44.0	
<hr/>				
Outdoor Unit	4TXK6518A10NOBA		4TXK6524A10NOBA	
Compressor Type	Rotary		Rotary	
L.R.A. (A)	27		41	
Compressor RLA(A)	10.86		11.38	
Compressor Power Input(W)	1245		1630	
Throttling Method	Capillary		Capillary	
Working Temp Range (oF)	-0 ~ 110	5 ~ 75	-0 ~ 110	5 ~ 75
Condenser	Aluminum Fin-copper Tube		Aluminum Fin-copper Tube	
Pipe Diameter (inch)	0.276		0.276	
Row Fin Gap (inch)	2 - 0.055		2 - 0.055	
Coil length (L) x height (H) x coil width (L) (inch)	33.0 x 26.0 x 1.5		33.6 x 26.0 x 1.5	
Fan Motor Speed (rpm)	690		690	
Output of Fan Motor (W)	60		60	
Fan Motor RLA (A)	0.62		0.62	
Air Flow Volume of Outdoor Unit (CFM)	1887		1887	
Fan Diameter (inch)	20.5		20.5	
Defrosting Method	Automatic Defrosting		Automatic Defrosting	
Sound Power Level dB (A)	66		56	
Sound PRESSURE Level dB (A) ①	56		46	
Uncrated Dimension (W/L/H) (inch)	37.6 x 15.6 x 27.6		37.6 x 15.6 x 27.6	
Crated Dimension of Package (W/L/H) (inch)	40.5 x 18.0 x 29.5		40.5 x 18.0 x 29.5	
Net Weight /Gross Weight (lbs)	105.0 / 117.0		114.5 / 125.5	
Refrigerant Charge (oz)	45.86		54.67	
MCA	15.0		16.0	
MOP	25.0		25.0	
<hr/>				
Connection Pipe				
Gas additional charge(oz/ft)	0.2		0.2	
Outer Diameter Liquid Pipe (inch)	1/4		1/4	
Outer Diameter Gas Pipe (inch)	1/2		1/2	
Max Height Distance (ft)	65		65	
Max Length Distance (ft)	130		130	

① Sound PRESSURE Level @ 3.3 ft. dB(A)

Mechanical Specifications

Mini-Split Outdoor Unit

General

This unit is fully charged from the factory for up to 25 feet of piping. This unit is designed to operate at outdoor ambient temperatures as high as 110°F. Cooling capacities with the mini-split air handler shown in the catalog are AHRI certified. The unit is ETL listed for outdoor application.

Unit Casing

The unit casing is constructed of heavy gauge, galvanized steel and painted with a weather-resistant powder paint.

Refrigerant Controls

Refrigeration system controls include condenser fan and compressor relay. High and low pressure controls are inherent to the compressor. A suction line multi function service valve is standard

Compressor

The compressor features internal over temperature and pressure protection; total dipped hermetic motor windings. Other features include: centrifugal oil pump and low vibration and noise.

Condenser Coil

The coil shall consist of aluminum finned coils brazed to copper tubing. The coil provides air flow resistance and efficient heat transfer. The coil is protected by the casing.

Low Ambient Cooling

Matched Trane ductless products, have a cooling capability to 0° F.

Mini-Split Indoor High Wall

General

The High Wall mounted type air handler shall be completely factory assembled including coil, condensate drain pan, fan motor, washable filter, air purifying filter and electric controls to be used with a wireless remote controller. Unit shall be shipped with a unit mounting plate. Unit shall be matched with a Trane outdoor unit, rated and tested in accordance with AHRI standard. Unit shall be ETL listed.

Unit Casing

Casing shall be provided with knockouts on the right, and left of the unit to facilitate piping and electrical connection on either side of the unit. An electrical service cover shall be provided to permit easy access to the electrical terminal strip.

Discharge airflow and Distribution System

Unit shall have auto swing, dual horizontal blades to optimize the aperture outlet for vertical airflow and air distribution. Blade shall close automatically when the air conditioner is turned off to minimize dust entering the unit. Five-Step preset program on the remote controller shall be available to control the blade angle.

Manually adjusted wide-angle louvers shall be provided to adjust the coverage and direction of airflow.

Controls

Units shall have the capability to be controlled remotely.

Remote Controller

The unit shall have a wireless infrared remote controller with easy reading digital display panel to start, stop and regulate the air conditioner from a distance.

The wireless controller is available for all units. **(Sold separately)**

Healthy Filters

The unit shall have one combined active carbon and catechin filter with the unit. The filter needs to be cleaned at least once a year.

