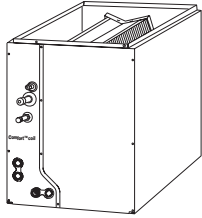


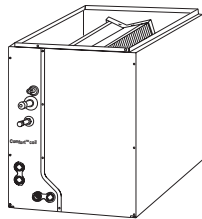
# Split System – Cased Heat Pump and Cooling Coils



**4TXC-DS  
Comfort™ Coil**

**Table COIL-1-A — Aluminum High Efficiency Staged System Cased Coil Convertible (Upflow/ Downflow/ Horizontal Left or Right) R-410A Refrigerant**

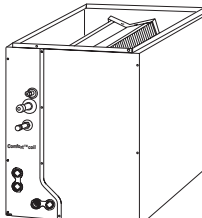
Model Number	Nom. Cap. Cooling (Btuh)	Coil Type	Refrigerant Control	Outlet Dim. (in.) W/H x D	Overall Dim. (in.) H x W x D	Shipping Weight (lbs.)	Line Size OD Gas	Line Size OD Liq.
4TXCA002DS3HCA	24,000	A	TXVNB①	12 <sup>3</sup> / <sub>4</sub> x 19 <sup>3</sup> / <sub>8</sub>	17.5 x 14.5 x 21.5	42	3/4	3/8
4TXCB003DS3HCA	30,000	A	TXVNB①	15 <sup>3</sup> / <sub>4</sub> x 19 <sup>3</sup> / <sub>8</sub>	17.5 x 17.5 x 21.5	50	3/4	3/8
4TXCB004DS3HCA	36,000	A	TXVNB①	15 <sup>3</sup> / <sub>4</sub> x 19 <sup>3</sup> / <sub>8</sub>	22.5 x 17.5 x 21.5	58	7/8	3/8
4TXCC005DS3HCA	36,000	A	TXVNB①	19 <sup>1</sup> / <sub>4</sub> x 19 <sup>3</sup> / <sub>8</sub>	22.5 x 21 x 21.5	60	7/8	3/8
4TXCB006DS3HCA	48,000	A	TXVNB①	15 <sup>3</sup> / <sub>4</sub> x 19 <sup>3</sup> / <sub>8</sub>	26.9 x 17.5 x 21.5	65	7/8	3/8
4TXCC007DS3HCA	48,000	A	TXVNB①	19 <sup>1</sup> / <sub>4</sub> x 19 <sup>3</sup> / <sub>8</sub>	26.9 x 21 x 21.5	69	7/8	3/8
4TXCD008DS3HCA	48,000	A	TXVNB①	22 <sup>3</sup> / <sub>4</sub> x 19 <sup>3</sup> / <sub>8</sub>	26.9 x 24.5 x 21.5	72	7/8	3/8
4TXCC009DS3HCA	60,000	A	TXVNB①	19 <sup>1</sup> / <sub>4</sub> x 19 <sup>3</sup> / <sub>8</sub>	30.7 x 21 x 21.5	78	7/8	3/8
4TXCD010DS3HCA	60,000	A	TXVNB①	22 <sup>3</sup> / <sub>4</sub> x 19 <sup>3</sup> / <sub>8</sub>	30.7 x 24.5 x 21.5	81	7/8	3/8



**4TXC-CC  
Comfort™ Coil**

**Table COIL-1-B — Aluminum High Efficiency Staged System Cased Coil Convertible (Upflow/ Downflow/ Horizontal Left or Right) R-410A Refrigerant**

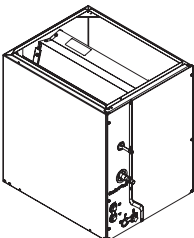
Model Number	Nom. Cap. Cooling (Btuh)	Coil Type	Refrigerant Control	Outlet Dim. (in.) W/H x D	Overall Dim. (in.) H x W x D	Shipping Weight (lbs.)	Line Size OD Gas	Line Size OD Liq.
4TXCB003CC3HCB	24,000	A	TXVNB①	15 <sup>5</sup> / <sub>8</sub> x 19 <sup>3</sup> / <sub>8</sub>	22.6 x 17.5 x 21.5	45	5/8	3/8
4TXCB004CC3HCB	36,000	A	TXVNB①	15 <sup>5</sup> / <sub>8</sub> x 19 <sup>3</sup> / <sub>8</sub>	26.9 x 17.5 x 21.5	49	3/4	3/8
4TXCC005CC3HCB	36,000	A	TXVNB①	19 <sup>1</sup> / <sub>8</sub> x 19 <sup>3</sup> / <sub>8</sub>	26.9 x 21 x 21.5	51	3/4	3/8
4TXCC006CC3HCB	24,000	A	TXVNB①	19 <sup>1</sup> / <sub>8</sub> x 19 <sup>3</sup> / <sub>8</sub>	22.6 x 21 x 21.5	48	5/8	3/8
4TXCC007CC3HCB	36,000	A	TXVNB①	19 <sup>1</sup> / <sub>8</sub> x 19 <sup>3</sup> / <sub>8</sub>	26.9 x 21 x 21.5	51	3/4	3/8
4TXCC008CC3HCC	60,000	A	TXVNB①	19 <sup>1</sup> / <sub>8</sub> x 19 <sup>3</sup> / <sub>8</sub>	30.7 x 21 x 21.5	65	3/4	3/8
4TXCD009CC3HCC	60,000	A	TXVNB①	22 <sup>5</sup> / <sub>8</sub> x 19 <sup>3</sup> / <sub>8</sub>	30.7 x 24.6 x 21.5	68	3/4	3/8
4TXCD010CC3HCC	60,000	A	TXVNB①	22 <sup>5</sup> / <sub>8</sub> x 19 <sup>3</sup> / <sub>8</sub>	30.7 x 24.6 x 21.5	68	3/4	3/8



**4TXC-BC  
Comfort™ Coil**

**Table COIL-1-C — Aluminum Cased Coil Convertible (Upflow/ Downflow/ Horizontal Left or Right) R-410A Refrigerant**

Model Number	Nom. Cap. Cooling (Btuh)	Coil Type	Refrigerant Control	Outlet Dim. (in.) W/H x D	Overall Dim. (in.) H x W x D	Shipping Weight (lbs.)	Line Size OD Gas	Line Size OD Liq.
4TXCA018BC3HCB	18,000	A	TXVNB①	12 <sup>5</sup> / <sub>8</sub> x 19 <sup>3</sup> / <sub>8</sub>	22.6 x 14.5 x 21.5	34	5/8	5/16
4TXCA024BC3HCB	24,000	A	TXVNB①	12 <sup>5</sup> / <sub>8</sub> x 19 <sup>3</sup> / <sub>8</sub>	22.6 x 14.5 x 21.5	34	5/8	5/16
4TXCB025BC3HCB	24,000	A	TXVNB①	15 <sup>5</sup> / <sub>8</sub> x 19 <sup>3</sup> / <sub>8</sub>	17.6 x 17.5 x 21.5	38	5/8	5/16
4TXCB031BC3HCB	30,000	A	TXVNB①	15 <sup>5</sup> / <sub>8</sub> x 19 <sup>3</sup> / <sub>8</sub>	17.6 x 17.5 x 21.5	38	5/8	5/16
4TXCB032BC3HCB	36,000	A	TXVNB①	15 <sup>5</sup> / <sub>8</sub> x 19 <sup>3</sup> / <sub>8</sub>	22.6 x 17.5 x 21.5	45	3/4	3/8
4TXCB036BC3HCB	36,000	A	TXVNB①	15 <sup>5</sup> / <sub>8</sub> x 19 <sup>3</sup> / <sub>8</sub>	22.6 x 17.5 x 21.5	45	3/4	3/8
4TXCC037BC3HCB	37,000	A	TXVNB①	19 <sup>1</sup> / <sub>8</sub> x 19 <sup>3</sup> / <sub>8</sub>	22.6 x 21 x 21.5	48	3/4	3/8
4TXCB042BC3HCB	42,000	A	TXVNB①	15 <sup>5</sup> / <sub>8</sub> x 19 <sup>3</sup> / <sub>8</sub>	22.6 x 17.5 x 21.5	45	3/4	3/8
4TXCC043BC3HCB	43,000	A	TXVNB①	19 <sup>1</sup> / <sub>8</sub> x 19 <sup>3</sup> / <sub>8</sub>	22.6 x 21 x 21.5	48	3/4	3/8
4TXCC044BC3HCB	48,000	A	TXVNB①	19 <sup>1</sup> / <sub>8</sub> x 19 <sup>3</sup> / <sub>8</sub>	26.9 x 21 x 21.5	49	7/8	3/8
4TXCB048BC3HCB	48,000	A	TXVNB①	15 <sup>5</sup> / <sub>8</sub> x 19 <sup>3</sup> / <sub>8</sub>	26.9 x 17.5 x 21.5	49	7/8	3/8
4TXCC049BC3HCB	48,000	A	TXVNB①	19 <sup>1</sup> / <sub>8</sub> x 19 <sup>3</sup> / <sub>8</sub>	26.9 x 21 x 21.5	51	7/8	3/8
4TXCD050BC3HCB	48,000	A	TXVNB①	22 <sup>5</sup> / <sub>8</sub> x 19 <sup>3</sup> / <sub>8</sub>	26.9 x 24.6 x 21.5	55	7/8	3/8
4TXCC060BC3HCC	60,000	A	TXVNB①	19 <sup>1</sup> / <sub>8</sub> x 19 <sup>3</sup> / <sub>8</sub>	30.7 x 21 x 21.5	65	7/8	3/8
4TXCD061BC3HCC	60,000	A	TXVNB①	22 <sup>5</sup> / <sub>8</sub> x 19 <sup>3</sup> / <sub>8</sub>	30.7 x 24.6 x 21.5	68	7/8	3/8
4TXCD063BC3HCC	60,000	A	TXVNB①	22 <sup>5</sup> / <sub>8</sub> x 19 <sup>3</sup> / <sub>8</sub>	30.7 x 24.6 x 21.5	68	7/8	3/8
4TXCD064BC3HCC	60,000	A	TXVNB①	22 <sup>5</sup> / <sub>8</sub> x 19 <sup>3</sup> / <sub>8</sub>	30.7 x 24.6 x 21.5	68	7/8	3/8



**4NXC-AS  
Comfort™ Coil**

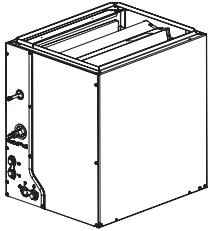
**Table COIL-1-D — Aluminum High Efficiency Staged System Cased Coil Convertible (Downflow/ Horizontal Right Only) R-410A Refrigerant**

Model Number	Nom. Cap. Cooling (Btuh)	Coil Type	Refrigerant Control	Outlet Dim. (in.) W/H x D	Overall Dim. (in.) H x W x D	Shipping Weight (lbs.)	Line Size OD Gas	Line Size OD Liq.
4NXC003AS3HRA	24,000	A	TXVNB①	15 <sup>3</sup> / <sub>4</sub> x 19 <sup>3</sup> / <sub>8</sub>	22.5 x 17.5 x 21.5	54	3/4	3/8
4NXC004AS3HRA	36,000	A	TXVNB①	15 <sup>3</sup> / <sub>4</sub> x 19 <sup>3</sup> / <sub>8</sub>	26.8 x 17.5 x 21.5	63	3/4	3/8
4NXCC005AS3HRA	36,000	A	TXVNB①	19 <sup>1</sup> / <sub>4</sub> x 19 <sup>3</sup> / <sub>8</sub>	26.8 x 21.0 x 21.5	68	3/4	3/8
4NXCC008AS3HRB	48,000	A	TXVNB①	19 <sup>1</sup> / <sub>4</sub> x 19 <sup>3</sup> / <sub>8</sub>	30.7 x 21.0 x 21.5	72	3/4	3/8
4NXCD009AS3HRB	60,000	A	TXVNB①	22 <sup>3</sup> / <sub>4</sub> x 19 <sup>3</sup> / <sub>8</sub>	30.7 x 24.5 x 21.5	82	7/8	3/8

① Start Kit may be required on outdoor unit.

For complete equipment / combination selections, installation instructions and warranty information, please refer to Product Data/Ratings and/or Installers Guides and Limited Warranty Handbooks.

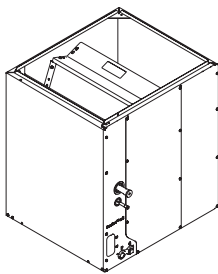
# Split System – Cased Heat Pump and Cooling Coils



**4NXC-AC  
Comfort™ Coil**

**Table COIL-2-A — Aluminum Cased Coil Convertible (Upflow/ Downflow/ Horizontal Left or Right)  
R-410A Refrigerant**

Model Number	Nom. Cap. Cooling (Btuh)	Coil Type	Refrigerant Control	Outlet Dim. (in.) W/H x D	Overall Dim. (in.) H x W x D	Shipping Weight (lbs.)	Line Size OD Gas	Line Size OD Liq.
4NXCA024AC3HCA	24,000	A	TXVNB①	12 <sup>5</sup> / <sub>8</sub> x 19 <sup>3</sup> / <sub>8</sub>	17.6 x 14.5 x 21.5	34	3/4	3/8
4NXCB025AC3HCA	24,000	A	TXVNB①	15 <sup>5</sup> / <sub>8</sub> x 19 <sup>3</sup> / <sub>8</sub>	18.4 x 17.5 x 21.5	38	3/4	3/8
4NXCB031AC3HCA	30,000	A	TXVNB①	15 <sup>5</sup> / <sub>8</sub> x 19 <sup>3</sup> / <sub>8</sub>	18.4 x 17.5 x 21.5	38	3/4	3/8
4NXCB032AC3HCA	30,000	A	TXVNB①	15 <sup>5</sup> / <sub>8</sub> x 19 <sup>3</sup> / <sub>8</sub>	22.6 x 17.5 x 21.5	45	3/4	3/8
4NXCB036AC3HCA	36,000	A	TXVNB①	15 <sup>5</sup> / <sub>8</sub> x 19 <sup>3</sup> / <sub>8</sub>	22.6 x 17.5 x 21.5	45	3/4	3/8
4NXCD063BC3HCB	60,000	A	TXVNB①	22 <sup>5</sup> / <sub>8</sub> x 19 <sup>3</sup> / <sub>8</sub>	30.7 x 24.6 x 21.5	68	7/8	3/8



**4PXC-U  
Comfort™ Coil**

**Table COIL-2-B — Aluminum High Efficiency Staged System Cased Coil Dedicated Upflow Coils  
R-410A Refrigerant, Convertible to Horizontal Left with kit**

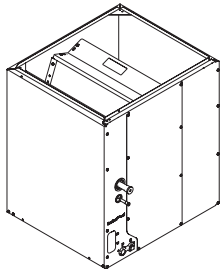
Model Number	Nom. Cap. Cooling (Btuh)	Coil Type	Refrigerant Control	Outlet Dim. (in.) W/H x D	Overall Dim. (in.) H x W x D	Shipping Weight (lbs.)	Line Size OD Gas	Line Size OD Liq.
4PXCAU24BS3HAA	24,000	A	TXVNB①	12 <sup>3</sup> / <sub>4</sub> x 19 <sup>3</sup> / <sub>8</sub>	17.5 x 14.5 x 21.5	39	3/4	3/8
4PXCBU24BS3HAA	24,000	A	TXVNB①	15 <sup>3</sup> / <sub>4</sub> x 19 <sup>3</sup> / <sub>8</sub>	17.5 x 17.5 x 21.5	42	3/4	3/8
4PXCBU30BS3HAA	30,000	A	TXVNB①	15 <sup>3</sup> / <sub>4</sub> x 19 <sup>3</sup> / <sub>8</sub>	17.5 x 17.5 x 21.5	47	3/4	3/8
4PXCCU30BS3HAA	30,000	A	TXVNB①	19 <sup>1</sup> / <sub>4</sub> x 19 <sup>3</sup> / <sub>8</sub>	17.5 x 21 x 21.5	49	3/4	3/8
4PXCBU36BS3HAA	36,000	A	TXVNB①	15 <sup>3</sup> / <sub>4</sub> x 19 <sup>3</sup> / <sub>8</sub>	22.5 x 17.5 x 21.5	54	7/8	3/8
4PXCCU36BS3HAA	36,000	A	TXVNB①	19 <sup>1</sup> / <sub>4</sub> x 19 <sup>3</sup> / <sub>8</sub>	22.5 x 21 x 21.5	56	7/8	3/8
4PXCBU42BS3HAA	42,000	A	TXVNB①	15 <sup>3</sup> / <sub>4</sub> x 19 <sup>3</sup> / <sub>8</sub>	26.9 x 17.5 x 21.5	61	7/8	3/8
4PXCCU42BS3HAA	42,000	A	TXVNB①	19 <sup>1</sup> / <sub>4</sub> x 19 <sup>3</sup> / <sub>8</sub>	26.9 x 21 x 21.5	64	7/8	3/8
4PXCBU48BS3HAA	48,000	A	TXVNB①	15 <sup>3</sup> / <sub>4</sub> x 19 <sup>3</sup> / <sub>8</sub>	26.9 x 17.5 x 21.5	61	7/8	3/8
4PXCCU48BS3HAA	48,000	A	TXVNB①	19 <sup>1</sup> / <sub>4</sub> x 19 <sup>3</sup> / <sub>8</sub>	26.9 x 21 x 21.5	64	7/8	3/8
4PXCDU48BS3HAA	48,000	A	TXVNB①	22 <sup>3</sup> / <sub>4</sub> x 19 <sup>3</sup> / <sub>8</sub>	26.9 x 24.5 x 21.5	68	7/8	3/8
4PXCCU60BS3HAA	60,000	A	TXVNB①	19 <sup>1</sup> / <sub>4</sub> x 19 <sup>3</sup> / <sub>8</sub>	30.7 x 21 x 21.5	73	7/8	3/8
4PXCDU60BS3HAA	60,000	A	TXVNB①	22 <sup>3</sup> / <sub>4</sub> x 19 <sup>3</sup> / <sub>8</sub>	30.7 x 24.5 x 21.5	77	7/8	3/8

**Table COIL-2-C — Aluminum High Efficiency Staged System Cased Coil Dedicated Upflow Coils  
R-410A Refrigerant, Convertible to Horizontal Left with kit**

Model Number	Nom. Cap. Cooling (Btuh)	Coil Type	Refrigerant Control	Outlet Dim. (in.) W/H x D	Overall Dim. (in.) H x W x D	Shipping Weight (lbs.)	Line Size OD Gas	Line Size OD Liq.
4PXCAU18AC3HAA	18,000	A	TXVNB①	12 <sup>3</sup> / <sub>4</sub> x 19 <sup>3</sup> / <sub>8</sub>	17.5 x 14.5 x 21.5	39	3/4	3/8
4PXCBU18AC3HAA	18,000	A	TXVNB①	15 <sup>3</sup> / <sub>4</sub> x 19 <sup>3</sup> / <sub>8</sub>	17.5 x 17.5 x 21.5	42	3/4	3/8
4PXCAU24AC3HAA	24,000	A	TXVNB①	12 <sup>3</sup> / <sub>4</sub> x 19 <sup>3</sup> / <sub>8</sub>	17.5 x 14.5 x 21.5	39	3/4	3/8
4PXCBU24AC3HAA	24,000	A	TXVNB①	15 <sup>3</sup> / <sub>4</sub> x 19 <sup>3</sup> / <sub>8</sub>	17.5 x 17.5 x 21.5	42	3/4	3/8
4PXCBU30AC3HAA	30,000	A	TXVNB①	15 <sup>3</sup> / <sub>4</sub> x 19 <sup>3</sup> / <sub>8</sub>	17.5 x 17.5 x 21.5	47	3/4	3/8
4PXCCU30AC3HAA	30,000	A	TXVNB①	19 <sup>1</sup> / <sub>4</sub> x 19 <sup>3</sup> / <sub>8</sub>	17.5 x 21 x 21.5	49	3/4	3/8
4PXCBU36AC3HAA	36,000	A	TXVNB①	15 <sup>3</sup> / <sub>4</sub> x 19 <sup>3</sup> / <sub>8</sub>	22.5 x 17.5 x 21.5	54	7/8	3/8
4PXCCU36AC3HAA	36,000	A	TXVNB①	19 <sup>1</sup> / <sub>4</sub> x 19 <sup>3</sup> / <sub>8</sub>	22.5 x 21 x 21.5	56	7/8	3/8
4PXCBU42AC3HAA	42,000	A	TXVNB①	15 <sup>3</sup> / <sub>4</sub> x 19 <sup>3</sup> / <sub>8</sub>	26.9 x 17.5 x 21.5	61	7/8	3/8
4PXCCU42AC3HAA	42,000	A	TXVNB①	19 <sup>1</sup> / <sub>4</sub> x 19 <sup>3</sup> / <sub>8</sub>	26.9 x 21 x 21.5	64	7/8	3/8
4PXCBU48AC3HAA	48,000	A	TXVNB①	15 <sup>3</sup> / <sub>4</sub> x 19 <sup>3</sup> / <sub>8</sub>	26.9 x 17.5 x 21.5	61	7/8	3/8
4PXCCU48AC3HAA	48,000	A	TXVNB①	19 <sup>1</sup> / <sub>4</sub> x 19 <sup>3</sup> / <sub>8</sub>	26.9 x 21 x 21.5	64	7/8	3/8
4PXCDU48AC3HAA	48,000	A	TXVNB①	22 <sup>3</sup> / <sub>4</sub> x 19 <sup>3</sup> / <sub>8</sub>	26.9 x 24.5 x 21.5	68	7/8	3/8
4PXCCU60AC3HAA	60,000	A	TXVNB①	19 <sup>1</sup> / <sub>4</sub> x 19 <sup>3</sup> / <sub>8</sub>	30.7 x 21 x 21.5	73	7/8	3/8
4PXCDU60AC3HAA	60,000	A	TXVNB①	22 <sup>3</sup> / <sub>4</sub> x 19 <sup>3</sup> / <sub>8</sub>	30.7 x 24.5 x 21.5	77	7/8	3/8

① Start Kit may be required on outdoor unit.

# Split System – Cased Heat Pump and Cooling Coils



**4PXC-D  
Comfort™ Coil**

**Table COIL-3-A — Aluminum High Efficiency Staged System Cased Coil Dedicated Downflow Coils R-410A Refrigerant, Convertible to Horizontal Right with kit**

Model Number	Nom. Cap. Cooling (Btuh)	Coil Type	Refrigerant Control	Outlet Dim. (in.) W/H x D	Overall Dim. (in.) H x W x D	Shipping Weight (lbs.)	Line Size OD Gas	Line Size OD Liq.
4PXCAD24BS3HDA	24,000	A	TXVNB <sup>①</sup>	12 <sup>3</sup> / <sub>4</sub> x 19 <sup>3</sup> / <sub>8</sub>	17.5 x 14.5 x 21.5	39	3/4	3/8
4PXCBD24BS3HDA	24,000	A	TXVNB <sup>①</sup>	15 <sup>3</sup> / <sub>4</sub> x 19 <sup>3</sup> / <sub>8</sub>	17.5 x 17.5 x 21.5	42	3/4	3/8
4PXCBD30BS3HDA	30,000	A	TXVNB <sup>①</sup>	15 <sup>3</sup> / <sub>4</sub> x 19 <sup>3</sup> / <sub>8</sub>	17.5 x 17.5 x 21.5	47	3/4	3/8
4PXCCD30BS3HDA	30,000	A	TXVNB <sup>①</sup>	19 <sup>1</sup> / <sub>4</sub> x 19 <sup>3</sup> / <sub>8</sub>	17.5 x 21 x 21.5	49	3/4	3/8
4PXCBD36BS3HDA	36,000	A	TXVNB <sup>①</sup>	15 <sup>3</sup> / <sub>4</sub> x 19 <sup>3</sup> / <sub>8</sub>	22.5 x 17.5 x 21.5	54	7/8	3/8
4PXCCD36BS3HDA	36,000	A	TXVNB <sup>①</sup>	19 <sup>1</sup> / <sub>4</sub> x 19 <sup>3</sup> / <sub>8</sub>	22.5 x 21 x 21.5	56	7/8	3/8
4PXCBD42BS3HDA	42,000	A	TXVNB <sup>①</sup>	15 <sup>3</sup> / <sub>4</sub> x 19 <sup>3</sup> / <sub>8</sub>	26.9 x 17.5 x 21.5	61	7/8	3/8
4PXCCD42BS3HDA	42,000	A	TXVNB <sup>①</sup>	19 <sup>1</sup> / <sub>4</sub> x 19 <sup>3</sup> / <sub>8</sub>	26.9 x 21 x 21.5	64	7/8	3/8
4PXCBD48BS3HDA	48,000	A	TXVNB <sup>①</sup>	15 <sup>3</sup> / <sub>4</sub> x 19 <sup>3</sup> / <sub>8</sub>	26.9 x 17.5 x 21.5	61	7/8	3/8
4PXCCD48BS3HDA	48,000	A	TXVNB <sup>①</sup>	19 <sup>1</sup> / <sub>4</sub> x 19 <sup>3</sup> / <sub>8</sub>	26.9 x 21 x 21.5	64	7/8	3/8
4PXCDD48BS3HDA	48,000	A	TXVNB <sup>①</sup>	22 <sup>3</sup> / <sub>4</sub> x 19 <sup>3</sup> / <sub>8</sub>	26.9 x 24.5 x 21.5	68	7/8	3/8
4PXCCD60BS3HDA	60,000	A	TXVNB <sup>①</sup>	19 <sup>1</sup> / <sub>4</sub> x 19 <sup>3</sup> / <sub>8</sub>	30.7 x 21 x 21.5	73	7/8	3/8
4PXCDD60BS3HDA	60,000	A	TXVNB <sup>①</sup>	22 <sup>3</sup> / <sub>4</sub> x 19 <sup>3</sup> / <sub>8</sub>	30.7 x 24.5 x 21.5	77	7/8	3/8

**Table COIL-3-B — Aluminum High Efficiency Staged System Cased Coil Dedicated Downflow Coils R-410A Refrigerant, Convertible to Horizontal Right with kit**

Model Number	Nom. Cap. Cooling (Btuh)	Coil Type	Refrigerant Control	Outlet Dim. (in.) W/H x D	Overall Dim. (in.) H x W x D	Shipping Weight (lbs.)	Line Size OD Gas	Line Size OD Liq.
4PXCAD18AC3HDA	18,000	A	TXVNB <sup>①</sup>	12 <sup>3</sup> / <sub>4</sub> x 19 <sup>3</sup> / <sub>8</sub>	17.5 x 14.5 x 21.5	39	3/4	3/8
4PXCBD18AC3HDA	18,000	A	TXVNB <sup>①</sup>	15 <sup>3</sup> / <sub>4</sub> x 19 <sup>3</sup> / <sub>8</sub>	17.5 x 17.5 x 21.5	42	3/4	3/8
4PXCAD24AC3HDA	24,000	A	TXVNB <sup>①</sup>	12 <sup>3</sup> / <sub>4</sub> x 19 <sup>3</sup> / <sub>8</sub>	17.5 x 14.5 x 21.5	39	3/4	3/8
4PXCBD24AC3HDA	24,000	A	TXVNB <sup>①</sup>	15 <sup>3</sup> / <sub>4</sub> x 19 <sup>3</sup> / <sub>8</sub>	17.5 x 17.5 x 21.5	42	3/4	3/8
4PXCBD30AC3HDA	30,000	A	TXVNB <sup>①</sup>	15 <sup>3</sup> / <sub>4</sub> x 19 <sup>3</sup> / <sub>8</sub>	17.5 x 17.5 x 21.5	47	3/4	3/8
4PXCCD30AC3HDA	30,000	A	TXVNB <sup>①</sup>	19 <sup>1</sup> / <sub>4</sub> x 19 <sup>3</sup> / <sub>8</sub>	17.5 x 21 x 21.5	49	3/4	3/8
4PXCBD36AC3HDA	36,000	A	TXVNB <sup>①</sup>	15 <sup>3</sup> / <sub>4</sub> x 19 <sup>3</sup> / <sub>8</sub>	22.5 x 17.5 x 21.5	54	7/8	3/8
4PXCCD36AC3HDA	36,000	A	TXVNB <sup>①</sup>	19 <sup>1</sup> / <sub>4</sub> x 19 <sup>3</sup> / <sub>8</sub>	22.5 x 21 x 21.5	56	7/8	3/8
4PXCBD42AC3HDA	42,000	A	TXVNB <sup>①</sup>	15 <sup>3</sup> / <sub>4</sub> x 19 <sup>3</sup> / <sub>8</sub>	26.9 x 17.5 x 21.5	61	7/8	3/8
4PXCCD42AC3HDA	42,000	A	TXVNB <sup>①</sup>	19 <sup>1</sup> / <sub>4</sub> x 19 <sup>3</sup> / <sub>8</sub>	26.9 x 21 x 21.5	64	7/8	3/8
4PXCBD48AC3HDA	48,000	A	TXVNB <sup>①</sup>	15 <sup>3</sup> / <sub>4</sub> x 19 <sup>3</sup> / <sub>8</sub>	26.9 x 17.5 x 21.5	61	7/8	3/8
4PXCCD48AC3HDA	48,000	A	TXVNB <sup>①</sup>	19 <sup>1</sup> / <sub>4</sub> x 19 <sup>3</sup> / <sub>8</sub>	26.9 x 21 x 21.5	64	7/8	3/8
4PXCDD48AC3HDA	48,000	A	TXVNB <sup>①</sup>	22 <sup>3</sup> / <sub>4</sub> x 19 <sup>3</sup> / <sub>8</sub>	26.9 x 24.5 x 21.5	68	7/8	3/8
4PXCCD60AC3HDA	60,000	A	TXVNB <sup>①</sup>	19 <sup>1</sup> / <sub>4</sub> x 19 <sup>3</sup> / <sub>8</sub>	30.7 x 21 x 21.5	73	7/8	3/8
4PXCDD60AC3HDA	60,000	A	TXVNB <sup>①</sup>	22 <sup>3</sup> / <sub>4</sub> x 19 <sup>3</sup> / <sub>8</sub>	30.7 x 24.5 x 21.5	77	7/8	3/8

① Start Kit may be required on outdoor unit.

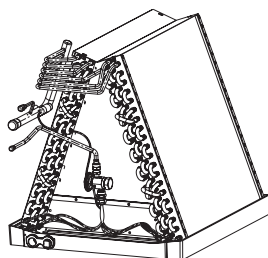
**Table COIL-3-C - Horizontal Conversion Kits for 4PXC Coils**

Horizontal Kit No.	Used with Model Number
BAYCONV18A	4PXCAU24, 4PXCBU24, 4PXCUB30, 4PXCCU30, 4PXCAD24, 4PXCBD24, 4PXCBD30, 4PXCCD30
BAYCONV23A	4PXCBU36, 4PXCCU36, 4PXCBD36, 4PXCCD36
BAYCONV27A	4PXCBU42, 4PXCCU42, 4PXCUB48, 4PXCCU48, 4PXCUB48, 4PXCBD42, 4PXCCD42, 4PXCBD48, 4PXCCD48, 4PXCDD48
BAYCONV30A	4PXCCU60, 4PXCUB60, 4PXCCD60, 4PXCDD60

**Table COIL-3-D - R-22 TXV Conversion TXV Kits for 4PXC, 4PXA, and 4TXC-D Coils**

R-22 TXV Kit	Coil models where used	
2AYTXVH3H1836A	4PX: 24 - 36	4TXC: 002DS - 005DS
2AYTXVH3H4248A	4PX: 42 - 48	4TXC: 006DS - 008DS
2AYTXVH3H6060A	4PX: 60	4TXC: 009DS - 010DS

# Split System – Uncased Heat Pump and Cooling Coils



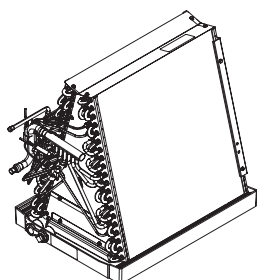
**4TXA-BC  
Comfort™ Coil**

**Table COIL-4-A — Aluminum Uncased Coil (Upflow/Downflow) R-410A Refrigerant**

Model Number	Nom. Cap. Cooling (Btuh)	Coil Type	Refrigerant Control	Overall Dim. (in.) H x W x D	Shipping Weight (lbs.)	Line Size OD Gas	OD Liq.
4TXAA018BC3HUB	18,000	A	TXVNB①	17.4 x 13.3 x 21.1	21	5/8	5/16
4TXAA024BC3HUB	24,000	A	TXVNB①	17.4 x 13.3 x 21.1	21	5/8	5/16
4TXAB025BC3HUB	24,000	A	TXVNB①	15.9 x 16.3 x 21.1	24	5/8	5/16
4TXAB031BC3HUB	30,000	A	TXVNB①	15.9 x 16.3 x 21.1	24	5/8	5/16
4TXAB032BC3HUB	36,000	A	TXVNB①	21.2 x 16.3 x 21.1	32	3/4	3/8
4TXAB036BC3HUB	36,000	A	TXVNB①	21.2 x 16.3 x 21.1	32	3/4	3/8
4TXAC037BC3HUB	36,000	A	TXVNB①	20.8 x 19.8 x 21.1	33	3/4	3/8
4TXAB042BC3HUB	42,000	A	TXVNB①	21.2 x 16.3 x 21.1	32	3/4	3/8
4TXAC043BC3HUB	42,000	A	TXVNB①	20.8 x 19.8 x 21.1	33	3/4	3/8
4TXAC044BC3HUB	48,000	A	TXVNB①	25.3 x 19.8 x 21.1	38	7/8	3/8
4TXAB048BC3HUB	48,000	A	TXVNB①	25.3 x 16.3 x 21.1	36	7/8	3/8
4TXAC049BC3HUB	48,000	A	TXVNB①	24.9 x 19.8 x 21.1	38	7/8	3/8
4TXAD050BC3HUB	48,000	A	TXVNB①	24.4 x 23.3 x 21.1	39	7/8	3/8
4TXAC060BC3HUB	60,000	A	TXVNB①	29.1 x 19.8 x 21.1	44	7/8	3/8
4TXAD061BC3HUB	60,000	A	TXVNB①	28.6 x 23.3 x 21.1	45	7/8	3/8
4TXAD064BC3HUB	60,000	A	TXVNB①	28.6 x 23.3 x 21.1	45	7/8	3/8

**Table COIL-4-B — 13 SEER Split System - Uncased Coil Enclosures**

Model Number	Coils	Used With Furnaces Flush on Both Sides	Dimensions (in.) H x W x D	Shipping Weight (lbs.)
BAYCLE14A1422A	4TXAA018BC, 4PXAAU24BS 4TXAA024BC	14½" Wide Furnace	22½ x 14½ x 21½	12
BAYCLE17A1722A	4TXAB025AS, 4PXABU24BS 4TXAB031AS, 4PXABU30BS 4TXAB036AS, 4PXABU36BS 4TXAB025BC, 4PXABU42BS 4TXAB031BC, 4PXABU48BS 4TXAB032BC 4TXAB036BC 4TXAB042BC 4TXAB048BC	17½" Wide Furnace	22⅝ x 17½ x 21½	14
BAYCLE21A2130A	4TXAC037AS, 4PXACU30BS 4TXAC054AS, 4PXACU36BS 4TXAC037BC, 4PXACU42BS 4TXAC043BC, 4PXACU48BS 4TXAC044BC, 4PXACU60BS 4TXAC049BC 4TXAC060BC	21" Wide Furnace	30 x 21 x 21½	18
BAYCLE24A2430A	4TXAD065AS, 4PXADU48BS 4TXAD050BC, 4PXADU60BS 4TXAD061BC 4TXAD064BC	24½" Wide Furnace	30 x 24½ x 21½	22



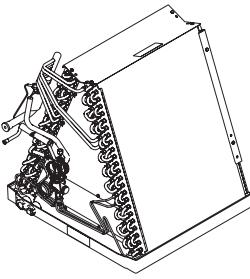
**4NXA-AC**

**Table COIL-4-C — Aluminum Uncased Coil (Upflow/Downflow) R-410A Refrigerant**

Model Number	Nom. Cap. Cooling (Btuh)	Coil Type	Refrigerant Control	Overall Dim. (in.) H x W x D	Shipping Weight (lbs.)	Line Size OD Gas	OD Liq.
4NXAA018AC3HUA	18,000	A	TXVNB①	15.2 x 13.3 x 21.1	24	3/4	3/8
4NXAA024AC3HUA	24,000	A	TXVNB①	15.2 x 13.3 x 21.1	24	3/4	3/8
4NXAB025AC3HUA	24,000	A	TXVNB①	16.9 x 16.3 x 21.1	25	3/4	3/8
4NXAB031AC3HUA	30,000	A	TXVNB①	16.9 x 16.3 x 21.1	25	3/4	3/8
4NXAB032AC3HUA	30,000	A	TXVNB①	21.0 x 16.3 x 21.1	27	3/4	3/8
4NXAB036AC3HUA	36,000	A	TXVNB①	21.0 x 16.3 x 21.1	27	3/4	3/8

① Start Kit may be required on outdoor unit.

# Split System – Uncased Heat Pump and Cooling Coils



**4PXA-U  
Comfort™ Coil**

**Table COIL-5-A — Aluminum Uncased Upflow Coil R-410A Refrigerant**

Model Number	Nom. Cap. Cooling (Btuh)	Coil Type	Refrigerant Control	Overall Dim. (in.) H x W x D	Shipping Weight (lbs.)	Line Size	
						OD Gas	OD Liq.
4PXA AU24BS3HAA	24,000	A	TXVNB①	14.7 x 13.3 x 21.1	24	3/4	3/8
4PXABU24BS3HAA	24,000	A	TXVNB①	14.5 x 16.3 x 21.1	24	3/4	3/8
4PXABU30BS3HAA	30,000	A	TXVNB①	15.8 x 16.3 x 21.1	32	3/4	3/8
4PXACU30BS3HAA	30,000	A	TXVNB①	15.8 x 19.8 x 21.1	32	3/4	3/8
4PXABU36BS3HAA	36,000	A	TXVNB①	21.2 x 16.3 x 21.1	33	7/8	3/8
4PXACU36BS3HAA	36,000	A	TXVNB①	20.8 x 19.8 x 21.1	32	7/8	3/8
4PXABU42BS3HAA	42,000	A	TXVNB①	23.8 x 16.3 x 21.1	33	7/8	3/8
4PXACU42BS3HAA	42,000	A	TXVNB①	23.7 x 19.8 x 21.1	38	7/8	3/8
4PXABU48BS3HAA	48,000	A	TXVNB①	25.3 x 16.3 x 21.1	36	7/8	3/8
4PXACU48BS3HAA	48,000	A	TXVNB①	24.9 x 19.8 x 21.1	38	7/8	3/8
4PXADU48BS3HAA	48,000	A	TXVNB①	24.5 x 23.3 x 21.1	39	7/8	3/8
4PXACU60BS3HAA	60,000	A	TXVNB①	29.2 x 19.8 x 21.1	44	7/8	3/8
4PXADU60BS3HAA	60,000	A	TXVNB①	28.5 x 23.3 x 21.1	45	7/8	3/8

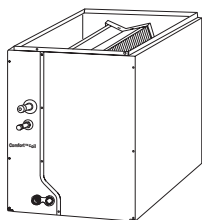
**Table COIL-5-B — Aluminum Uncased Upflow Coil R-410A Refrigerant**

Model Number	Nom. Cap. Cooling (Btuh)	Coil Type	Refrigerant Control	Overall Dim. (in.) H x W x D	Shipping Weight (lbs.)	Line Size	
						OD Gas	OD Liq.
4PXA AU18AC3HAA	18,000	A	TXVNB①	14.7 x 13.3 x 21.1	21	3/4	3/8
4PXABU18AC3HAA	18,000	A	TXVNB①	14.5 x 16.3 x 21.1	21	3/4	3/8
4PXA AU24AC3HAA	24,000	A	TXVNB①	14.7 x 13.3 x 21.1	24	3/4	3/8
4PXABU24AC3HAA	24,000	A	TXVNB①	14.5 x 16.3 x 21.1	24	3/4	3/8
4PXABU30AC3HAA	30,000	A	TXVNB①	15.8 x 16.3 x 21.1	32	3/4	3/8
4PXACU30AC3HAA	30,000	A	TXVNB①	15.8 x 19.8 x 21.1	32	3/4	3/8
4PXABU36AC3HAA	36,000	A	TXVNB①	21.2 x 16.3 x 21.1	33	7/8	3/8
4PXACU36AC3HAA	36,000	A	TXVNB①	20.8 x 19.8 x 21.1	32	7/8	3/8
4PXABU42AC3HAA	42,000	A	TXVNB①	23.8 x 16.3 x 21.1	33	7/8	3/8
4PXACU42AC3HAA	42,000	A	TXVNB①	23.7 x 19.8 x 21.1	38	7/8	3/8
4PXABU48AC3HAA	48,000	A	TXVNB①	25.3 x 16.3 x 21.1	36	7/8	3/8
4PXACU48AC3HAA	48,000	A	TXVNB①	24.9 x 19.8 x 21.1	38	7/8	3/8
4PXADU48AC3HAA	48,000	A	TXVNB①	24.5 x 23.3 x 21.1	39	7/8	3/8
4PXACU60AC3HAA	60,000	A	TXVNB①	29.2 x 19.8 x 21.1	44	7/8	3/8
4PXADU60AC3HAA	60,000	A	TXVNB①	28.5 x 23.3 x 21.1	45	7/8	3/8

① Start Kit may be required on outdoor unit.



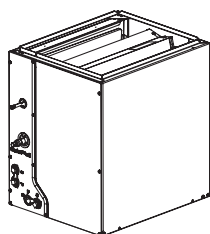
# Split System – Cased Heat Pump and Cooling Coils



**4CXC-CC  
Comfort™ Coil**

**Table COIL-6-A — Aluminum Cooling ONLY Cased Coils- Upflow R-410A Refrigerant**

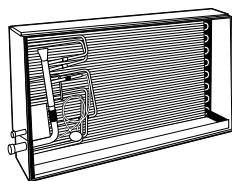
Model Number	Nom. Cap. Cooling (Btuh)	Coil Type	Refrigerant Control	Outlet Dim. (in.) H x D	Overall Dim. (in.) H x W x D	Shipping Weight (lbs.)	Line Size OD Gas	Line Size OD Liq.
4CXCA024CC3CUB	24,000	A	TXVNB①	12 <sup>5</sup> / <sub>8</sub> x 19 <sup>3</sup> / <sub>8</sub>	22.6x14.5x21.5	33	5/8	3/8
4CXCB025CC3CUB	24,000	A	TXVNB①	15 <sup>5</sup> / <sub>8</sub> x 19 <sup>3</sup> / <sub>8</sub>	17.6x17.5x21.5	43	3/4	3/8
4CXCB031CC3CUB	30,000	A	TXVNB①	15 <sup>5</sup> / <sub>8</sub> x 19 <sup>3</sup> / <sub>8</sub>	17.6x17.5x21.5	43	3/4	3/8
4CXCB036CC3CUB	36,000	A	TXVNB①	15 <sup>5</sup> / <sub>8</sub> x 19 <sup>3</sup> / <sub>8</sub>	22.6x17.5x21.5	45	3/4	3/8
4CXCC037CC3CUB	37,000	A	TXVNB①	19 <sup>1</sup> / <sub>8</sub> x 19 <sup>3</sup> / <sub>8</sub>	22.6x21x21.5	48	3/4	3/8
4CXCB042CC3CUB	42,000	A	TXVNB①	15 <sup>5</sup> / <sub>8</sub> x 19 <sup>3</sup> / <sub>8</sub>	22.6x17.5x21.5	45	3/4	3/8
4CXCC043CC3CUB	43,000	A	TXVNB①	19 <sup>1</sup> / <sub>8</sub> x 19 <sup>3</sup> / <sub>8</sub>	22.6x21x21.5	48	3/4	3/8
4CXCC049CC3CUB	48,000	A	TXVNB①	19 <sup>1</sup> / <sub>8</sub> x 19 <sup>3</sup> / <sub>8</sub>	26.9x21x21.5	52	7/8	3/8
4CXCD061CC3CUB	60,000	A	TXVNB①	22 <sup>5</sup> / <sub>8</sub> x 19 <sup>3</sup> / <sub>8</sub>	30.7x24.5x21.5	67	7/8	3/8



**4CXC-DC  
Comfort™ Coil**

**Table COIL-6-B — Aluminum Cooling ONLY Cased Coils- Upflow R-410A Refrigerant**

Model Number	Nom. Cap. Cooling (Btuh)	Coil Type	Refrigerant Control	Outlet Dim. (in.) W/H x D	Overall Dim. (in.) H x W x D	Shipping Weight (lbs.)	Line Size OD Gas	Line Size OD Liq.
4CXCA018DC3CAA	18,000	A	TXVNB①	12 <sup>5</sup> / <sub>8</sub> x 19 <sup>3</sup> / <sub>8</sub>	17.6 x 14.5 x 21.5	34	3/4	3/8
4CXCA024DC3CAA	24,000	A	TXVNB①	12 <sup>5</sup> / <sub>8</sub> x 19 <sup>3</sup> / <sub>8</sub>	17.6 x 14.5 x 21.5	34	3/4	3/8
4CXCB025DC3CAA	24,000	A	TXVNB①	15 <sup>5</sup> / <sub>8</sub> x 19 <sup>3</sup> / <sub>8</sub>	18.4 x 17.5 x 21.5	38	3/4	3/8
4CXCB031DC3CAA	30,000	A	TXVNB①	15 <sup>5</sup> / <sub>8</sub> x 19 <sup>3</sup> / <sub>8</sub>	18.4 x 17.5 x 21.5	38	3/4	3/8
4CXCB032DC3CAA	30,000	A	TXVNB①	15 <sup>5</sup> / <sub>8</sub> x 19 <sup>3</sup> / <sub>8</sub>	22.6 x 17.5 x 21.5	45	3/4	3/8
4CXCB036DC3CAA	36,000	A	TXVNB①	15 <sup>5</sup> / <sub>8</sub> x 19 <sup>3</sup> / <sub>8</sub>	22.6 x 17.5 x 21.5	45	3/4	3/8



**4TXF**

**Table COIL-6-C — Aluminum Cased Horizontal Flat Coils R-410A Refrigerant**

Model Number	Nom. Cap. Cooling (Btuh)	Coil Type	Refrigerant Control	Outlet Dim. (in.) H x D	Overall Dim. (in.) H x W x D	Shipping Weight (lbs.)	Line Size OD Gas	Line Size OD Liq.
4TXFH024CZ3HHB	24,000	Flat	TXVNB①	21 x 33 <sup>1</sup> / <sub>4</sub>	22.7 x 10.2 x 37.5	48	5/8	3/8
4TXFH033CC3HHB	34,000	Flat	TXVNB①	21 x 24	22.7 x 10.2 x 28.2	49	3/4	5/16
4TXFH036CZ3HHB	36,000	Flat	TXVNB①	21 x 33 <sup>1</sup> / <sub>4</sub>	22.7 x 10.2 x 37.5	53	3/4	3/8
4TXFH041CC3HHB	44,000	Flat	TXVNB①	21 x 33 <sup>1</sup> / <sub>4</sub>	22.7 x 10.2 x 37.5	57	3/4	3/8
4TXFH054CC3HHB	58,000	Flat	TXVNB①	21 x 33 <sup>1</sup> / <sub>4</sub>	22.7 x 10.2 x 37.5	55	7/8	3/8
4TXFH063CZ3HHB	61,000	Flat	TXVNB①	27 x 33 <sup>1</sup> / <sub>4</sub>	28.7 x 10.2 x 37.5	63	7/8	3/8
4TXFH064AZ3HHA	61,000	Flat	TXVNB①	27 x 33 <sup>1</sup> / <sub>4</sub>	28.6 x 10.2 x 37.5	63	7/8	3/8

① Start Kit may be required on outdoor unit.

# Split System – Cased/Uncased Heat Pump and Cooling Coils

**Table COIL-7-A — Features**

	4TXC-CC	4TXC-BC	4TXA-BC	4CXC-CC	4TXF
• All aluminum coil .....	✓	✓	PHASING OUT	✓	✓
• 100% foil lined insulation.....	✓	✓		✓	✓
• Internally checked non-bleed* thermal expansion valve with mechanical fittings (heat pump operation).....	✓	✓		✓	✓
• Non-Bleed* thermal expansion valve with mechanical fittings (cooling only operation) .....	—	—		—	—
• Easy case attachment to furnace.....	✓	✓		✓	✓
• Upflow only application .....	—	—		✓	—
• Upflow/Downflow application .....	—	—		—	—
• 4 way application - Upflow/Downflow/Horizontal (left/right) .....	✓	✓		—	—
• Horizontal application with Bi-Direction airflow .....	—	—		—	—
• Double sloped non-corrosive drain pan - UL rated 400°F.....	✓	✓		✓	✓
• Sloped non-corrosive drain pan .....	—	—		—	—
• Optimized for high efficiency with staged systems .....	✓	—		—	—
• Split inner and outer doors for easy coil inspection and cleaning.....	✓	✓		✓	—
• Painted galvanized steel cabinet to match furnace.....	✓	✓		✓	—
• Unpainted galvanized steel cabinet .....	—	—		—	✓
• <b>10-year registered limited warranty on coil, &amp; all other functional parts (Residential Use)**</b> .....	✓	✓	✓	✓	

\*Start kit may be required on outdoor unit.

\*\*Registered Limited Warranty terms are available when you register within 60 days of installation. You can register online at [americanstandardair.com](http://americanstandardair.com) or by phone at 800-554-8005; otherwise American Standard Heating & Air Conditioning's Base Limited Warranty terms will apply. Base Limited Warranty information on specific products can be found on ASDealerNet.com.

**Table COIL-7-B — Features - Enhanced Fin Models**

	4TXC-DS	4NXC-AS	4NXC-AC	4NXA-AC	4CXC-DC
• All aluminum coil .....	✓	✓	PHASING OUT	✓	✓
• Enhanced Fin Surface.....	✓	✓		✓	✓
• 100% foil lined insulation.....	✓	✓		✓	—
• Internally checked non-bleed* thermal expansion valve with mechanical fitting on distributor side, brazed on liquid side (heat pump operation) .....	✓	✓		✓	✓
• Non-Bleed* thermal expansion valve with mechanical fitting on distributor side, brazed on liquid side (cooling only operation).....	—	—		—	—
• Easy case attachment to furnace.....	✓	✓		✓	✓
• Upflow only application .....	—	—		—	—
• Downflow/Horizontal Right only application .....	—	✓		—	—
• Upflow/Downflow application .....	—	—		—	—
• 4 way application - Upflow/Downflow/Horizontal (left/right) .....	✓	—		—	—
• Double sloped non-corrosive drain pan - UL rated 400°F.....	✓	✓		✓	✓
• Optimized for high efficiency with staged systems .....	✓	✓		—	—
• Split inner and outer doors for easy coil inspection and cleaning.....	✓	✓		—	—
• Painted galvanized steel cabinet to match furnace.....	✓	✓		—	✓
• <b>10-year registered limited warranty on coil, &amp; all other functional parts (Residential Use)**</b> .....	✓	✓		✓	✓

\*Start kit may be required on outdoor unit.

\*\*Registered Limited Warranty terms are available when you register within 60 days of installation. You can register online at [americanstandardair.com](http://americanstandardair.com) or by phone at 800-554-8005; otherwise American Standard Heating & Air Conditioning's Base Limited Warranty terms will apply. Base Limited Warranty information on specific products can be found on ASDealerNet.com.

**Table COIL-7-C — Features - Enhanced Fin Models**

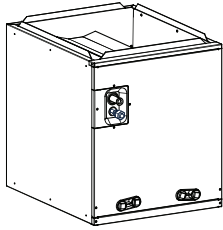
	4PXC-U	4PXC-D	4PXA-U
• All aluminum coil .....	✓	✓	✓
• Enhanced Fin Surface.....	✓	✓	✓
• 100% foil lined insulation.....	✓	✓	—
• Internally checked non-bleed* thermal expansion valve with mechanical fitting on both sides (heat pump operation) .....	✓	✓	✓
• Easy case attachment to furnace.....	✓	✓	—
• Upflow only application .....	—	—	✓
• Upflow application; convertible to Horizontal Left application with kit .....	✓	—	—
• Downflow application; convertible to Horizontal Right application with kit.....	—	✓	—
• Double sloped non-corrosive drain pan - UL rated 400°F.....	✓	✓	✓
• Optimized for high efficiency .....	✓	✓	✓
• Split inner and outer doors for easy coil inspection and cleaning.....	✓	✓	—
• Painted galvanized steel cabinet to match furnace.....	✓	✓	—
• <b>10-year registered limited warranty on coil, &amp; all other functional parts (Residential Use)**</b> .....	✓	✓	✓

\*Start kit may be required on outdoor unit.

\*\*Registered Limited Warranty terms are available when you register within 60 days of installation. You can register online at [americanstandardair.com](http://americanstandardair.com) or by phone at 800-554-8005; otherwise American Standard Heating & Air Conditioning's Base Limited Warranty terms will apply. Base Limited Warranty information on specific products can be found on ASDealerNet.com.

# Split System – Cased Heat Pump and Cooling Coils

Coils

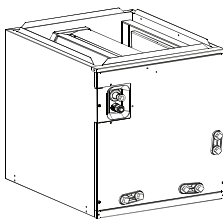


**4GXC**

**Table COIL-8-A — Aluminum Staged System Cased Coil (Upflow/Downflow) R-410A Refrigerant**

Model Number	Nom. Cooling Capacity Range (Btuh)	Coil Type	Refrigerant Control	Outlet Dim. (in.) W/H x D	Overall Dim. (in.) H x W x D	Shipping Weight (lbs.)	Line Size OD Gas	Line Size OD Liq.
4GXCA001AC6HUA	18,000-30,000	A	FCCV <sup>①</sup>	13 x 19	20 x 14.5 x 21	47	3/4	3/8
4GXCB002AC6HUA	18,000-30,000	A	FCCV <sup>①</sup>	16 x 19	20 x 17.5 x 21	50	3/4	3/8
4GXCA003AC6HUA	24,000-36,000	A	FCCV <sup>①</sup>	13 x 19	20 x 14.5 x 21	47	3/4	3/8
4GXCB004AC6HUA	24,000-36,000	A	FCCV <sup>①</sup>	16 x 19	20 x 17.5 x 21	50	3/4	3/8
4GXCC005AC6HUA	30,000-36,000	A	FCCV <sup>①</sup>	19 1/2 x 19	20 x 21 x 21	55	3/4	3/8
4GXCB006AC6HUA	36,000-48,000	A	FCCV <sup>①</sup>	16 x 19	26 x 17.5 x 21	61	7/8	3/8
4GXCC007AC6HUA	36,000-48,000	A	FCCV <sup>①</sup>	19 1/2 x 19	26 x 21 x 21	65	7/8	3/8
4GXCD008AC6HUA	42,000-48,000	A	FCCV <sup>①</sup>	23 x 19	26 x 24.5 x 21	68	7/8	3/8
4GXCC009AC6HUA	42,000-60,000	A	FCCV <sup>①</sup>	19 1/2 x 19	30 x 21 x 21	85	7/8	3/8
4GXCD010AC6HUA	48,000-60,000	A	FCCV <sup>①</sup>	23 x 19	30 x 24.5 x 21	89	7/8	3/8
4GXCB016AC6HUA	36,000-48,000	A	FCCV <sup>①</sup>	16 x 19	30 x 17.5 x 21	76	7/8	3/8
4GXCC017AC6HUA	36,000-48,000	A	FCCV <sup>①</sup>	19 1/2 x 19	30 x 21 x 21	81	7/8	3/8
4GXCD018AC6HUA	42,000-48,000	A	FCCV <sup>①</sup>	23 x 19	30 x 24.5 x 21	85	7/8	3/8

① All coils shipped with a Fixed Metering Device (Flow Control Check Valve - FCCV). Some rated combinations require a TXV kit, ordered separately. See the coil Installer's Guide for piston and TXV matches.



**4MXC**

**Table COIL-8-B — Aluminum Staged System Cased Coil (Upflow/Downflow/Horizontal) R-410A Refrigerant**

Model Number	Nom. Cooling Capacity Range (Btuh)	Coil Type	Refrigerant Control	Outlet Dim. (in.) W/H x D	Overall Dim. (in.) H x W x D	Shipping Weight (lbs.)	Line Size OD Gas	Line Size OD Liq.
4MXCA001AC6HCA	18,000-30,000	A	FCCV <sup>①</sup>	13 x 19	20 x 14.5 x 21	51	3/4	3/8
4MXCB002AC6HCA	18,000-30,000	A	FCCV <sup>①</sup>	16 x 19	20 x 17.5 x 21	55	3/4	3/8
4MXCA003AC6HCA	24,000-36,000	A	FCCV <sup>①</sup>	13 x 19	20 x 14.5 x 21	51	3/4	3/8
4MXCB004AC6HCA	24,000-36,000	A	FCCV <sup>①</sup>	16 x 19	20 x 17.5 x 21	55	3/4	3/8
4MXCC005AC6HCA	30,000-36,000	A	FCCV <sup>①</sup>	19 1/2 x 19	20 x 21 x 21	59	3/4	3/8
4MXCB006AC6HCA	36,000-48,000	A	FCCV <sup>①</sup>	16 x 19	26 x 17.5 x 21	66	7/8	3/8
4MXCC007AC6HCA	36,000-48,000	A	FCCV <sup>①</sup>	19 1/2 x 19	26 x 21 x 21	70	7/8	3/8
4MXCD008AC6HCA	42,000-48,000	A	FCCV <sup>①</sup>	23 x 19	26 x 24.5 x 21	74	7/8	3/8
4MXCC009AC6HCA	42,000-60,000	A	FCCV <sup>①</sup>	19 1/2 x 19	30 x 21 x 21	91	7/8	3/8
4MXCD010AC6HCA	48,000-60,000	A	FCCV <sup>①</sup>	23 x 19	30 x 24.5 x 21	95	7/8	3/8
4MXCB016AC6HCA	36,000-48,000	A	FCCV <sup>①</sup>	16 x 19	30 x 17.5 x 21	82	7/8	3/8
4MXCC017AC6HCA	36,000-48,000	A	FCCV <sup>①</sup>	19 1/2 x 19	30 x 21 x 21	88	7/8	3/8
4MXCD018AC6HCA	42,000-48,000	A	FCCV <sup>①</sup>	23 x 19	30 x 24.5 x 21	92	7/8	3/8

① All coils shipped with a Fixed Metering Device (Flow Control Check Valve - FCCV). Some rated combinations require a TXV kit, ordered separately. See the coil Installer's Guide for piston and TXV matches.

Tons	R-410A TXV Kit (If required)	R-22 TXV Kit (If required)
1.5-3.0	4AYTXVH3G2436A	2AYTXVH3G2436A
3.5-4.0	4AYTXVH3G4248A	2AYTXVH3G4248A
5	4AYTXVH3G6000A	2AYTXVH3G6000A

**Table COIL-8-C — Features**

	4GXC	4MXC
• All aluminum coil	✓	✓
• 100% foil lined insulation	✓	✓
• Shipped with fixed factory installed orifice. Additional orifices supplied	✓	✓
• Optional accessory TXV Kit with mechanical fittings available for higher performance ratings ①	✓	✓
• Easy case attachment to furnace	✓	✓
• Upflow/Downflow application	✓	—
• 4 way application - Upflow/Downflow/Horizontal (left/right)	—	✓
• Sloped non-corrosive drain pan - UL rated 275°F max	✓	✓
• Dual side condensate drain options	✓	✓
• Coils achieve 13-16 SEER with single stage outdoor units	✓	✓
• Painted galvanized steel cabinet to match furnace	✓	✓
• <b>10-year registered limited warranty on coil, &amp; all other functional parts (Residential Use)**</b>	✓	✓

\*\*Registered Limited Warranty terms are available when you register within 60 days of installation. You can register online at americanstandardair.com or by phone at 800-554-8005; otherwise American Standard Heating & Air Conditioning's Base Limited Warranty terms will apply. Base Limited Warranty information on specific products can be found on ASDealerNet.com.

① Reference AHRI ratings to find correct TXV kit or reference Product Data for additional information.

For complete equipment / combination selections, installation instructions and warranty information, please refer to Product Data/Ratings and/or Installers Guides and Limited Warranty Handbooks.

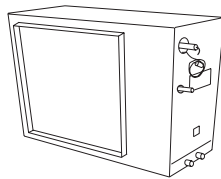


**Table COIL-9-A — Orifice kit table for 4GXC and 4MXC coils**

Orifice Size	Orifice Tube Kit
0.052	MAYORIACHP0052B
0.058	MAYORIACHP0058B
0.063	MAYORIACHP0063B
0.070	MAYORIACHP0070B
0.075	MAYORIACHP0075B
0.083	MAYORIACHP0083B
0.090	MAYORIACHP0090B

## 4FX Flat & Horizontal Cooling Only Coils

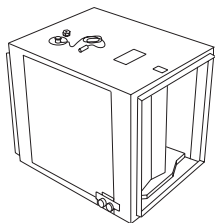
**Table COIL-9-B — 4FXFH Cooling Only Flat Coils R-410A Refrigerant**



**4FXFH**

Model Number	Nom. Cap. Cooling (Btuh)	Coil Type	Refrigerant Control	Outlet Dim. (in.) W/H x D	Overall Dim. (in.) H x W x D	Shipping Weight (lbs.)	Line Size OD Gas	Line Size OD Liq.
4FXFH024AC3CHB	30,000	Flat	TXVNB <sup>①</sup>	16 x 21	24.5 x 24.5 x 10	27	3/4	3/8
4FXFH036AC3CHB	36,000	Flat	TXVNB <sup>①</sup>	30 x 21	24.5 x 36 x 10	33	3/4	3/8
4FXFH060AC3CHB	60,000	Flat	TXVNB <sup>①</sup>	30 x 21	24.5 x 36 x 10	40	7/8	3/8
4FXFH063AC3CHB	63,000	Flat	TXVNB <sup>①</sup>	34 x 21	24.5 x 37 x 10	45	7/8	3/8

**Table COIL-9-C — 4FXCH Cooling Only Horizontal Coils R-410A Refrigerant**

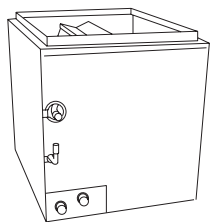


**4FXCH**

Model Number	Nom. Cap. Cooling (Btuh)	Coil Type	Refrigerant Control	Outlet Dim. (in.) W/H x D	Overall Dim. (in.) H x W x D	Shipping Weight (lbs.)	Line Size OD Gas	Line Size OD Liq.
4FXCH024AC3CHB	30,000	A	TXVNB <sup>①</sup>	16.5 x 18.5	18.25 x 25 x 20.25	42	3/4	3/8
4FXCH036AC3CHB	36,000	A	TXVNB <sup>①</sup>	16.5 x 18.5	18.25 x 34.75 x 20.25	49	3/4	3/8
4FXCH048AC3CHB	48,000	A	TXVNB <sup>①</sup>	20.5 x 18.5	20.25 x 34.75 x 20.25	52	7/8	3/8
4FXCH060AC3CHB	60,000	A	TXVNB <sup>①</sup>	20.5 x 18.5	20.25 x 34.75 x 20.25	55	7/8	3/8

<sup>①</sup> Start Kit may be required on outdoor unit.

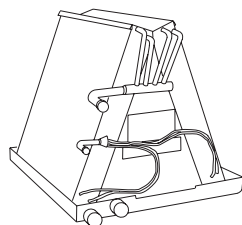
# 4FX Cased & Uncased Cooling Only Coils



**4FXC**

**Table COIL-10-A — 4FXC Cooling Only Cased Coils - Upflow/Downflow R-410A Refrigerant**

Model Number	Nom. Cap. Cooling (Btuh)	Coil Type	Refrigerant Control	Outlet Dim. (in.) W/H x D	Overall Dim. (in.) H x W x D	Shipping Weight (lbs.)	Line Size OD Gas	Line Size OD Liq.
4FXCA024AC3CAB	24,000	A	TXVNB <sup>①</sup>	12 <sup>3</sup> / <sub>4</sub> x 19 <sup>3</sup> / <sub>4</sub>	19 x 14.5 x 21.5	37	3/4	3/8
4FXCB024AC3CAB	24,000	A	TXVNB <sup>①</sup>	15 <sup>3</sup> / <sub>4</sub> x 19 <sup>3</sup> / <sub>4</sub>	19 x 17.5 x 21.5	39	3/4	3/8
4FXCC024AC3CAB	24,000	A	TXVNB <sup>①</sup>	19 <sup>1</sup> / <sub>4</sub> x 19 <sup>3</sup> / <sub>4</sub>	19 x 21 x 21.5	41	3/4	3/8
4FXCB036AC3CAB	36,000	A	TXVNB <sup>①</sup>	15 <sup>3</sup> / <sub>4</sub> x 19 <sup>3</sup> / <sub>4</sub>	22.63 x 17.5 x 21.5	47	3/4	3/8
4FXCC036AC3CAB	36,000	A	TXVNB <sup>①</sup>	19 <sup>1</sup> / <sub>4</sub> x 19 <sup>3</sup> / <sub>4</sub>	22.63 x 21 x 21.5	50	3/4	3/8
4FXCD036AC3CAB	36,000	A	TXVNB <sup>①</sup>	22 <sup>3</sup> / <sub>4</sub> x 19 <sup>3</sup> / <sub>4</sub>	22.63 x 24.5 x 21.5	52	3/4	3/8
4FXCB042AC3CAB	42,000	A	TXVNB <sup>①</sup>	15 <sup>3</sup> / <sub>4</sub> x 19 <sup>3</sup> / <sub>4</sub>	22.63 x 17.5 x 21.5	47	7/8	3/8
4FXCC042AC3CAB	42,000	A	TXVNB <sup>①</sup>	19 <sup>1</sup> / <sub>4</sub> x 19 <sup>3</sup> / <sub>4</sub>	22.63 x 21 x 21.5	50	7/8	3/8
4FXCD042AC3CAB	42,000	A	TXVNB <sup>①</sup>	22 <sup>3</sup> / <sub>4</sub> x 19 <sup>3</sup> / <sub>4</sub>	22.63 x 24.5 x 21.5	52	7/8	3/8
4FXCB048AC3CAB	48,000	M	TXVNB <sup>①</sup>	15 <sup>3</sup> / <sub>4</sub> x 19 <sup>3</sup> / <sub>4</sub>	22.63 x 17.5 x 21.5	48	7/8	3/8
4FXCC048AC3CAB	48,000	M	TXVNB <sup>①</sup>	19 <sup>1</sup> / <sub>4</sub> x 19 <sup>3</sup> / <sub>4</sub>	22.63 x 21 x 21.5	50	7/8	3/8
4FXCD048AC3CAB	48,000	M	TXVNB <sup>①</sup>	22 <sup>3</sup> / <sub>4</sub> x 19 <sup>3</sup> / <sub>4</sub>	22.63 x 24.5 x 21.5	52	7/8	3/8
4FXCB060AC3CAB	60,000	M	TXVNB <sup>①</sup>	15 <sup>3</sup> / <sub>4</sub> x 19 <sup>3</sup> / <sub>4</sub>	28.75 x 17.5 x 21.5	58	7/8	3/8
4FXCC060AC3CAB	60,000	M	TXVNB <sup>①</sup>	19 <sup>1</sup> / <sub>4</sub> x 19 <sup>3</sup> / <sub>4</sub>	28.75 x 21 x 21.5	58	7/8	3/8
4FXCD060AC3CAB	60,000	M	TXVNB <sup>①</sup>	22 <sup>3</sup> / <sub>4</sub> x 19 <sup>3</sup> / <sub>4</sub>	28.75 x 24.5 x 21.5	62	7/8	3/8
4FXCB061AC3CAB	60,000	M	TXVNB <sup>①</sup>	15 <sup>3</sup> / <sub>4</sub> x 19 <sup>3</sup> / <sub>4</sub>	25 x 17.5 x 21.5	51	7/8	3/8
4FXCC061AC3CAB	60,000	M	TXVNB <sup>①</sup>	19 <sup>1</sup> / <sub>4</sub> x 19 <sup>3</sup> / <sub>4</sub>	25 x 21 x 21.5	51	7/8	3/8
4FXCD061AC3CAB	60,000	M	TXVNB <sup>①</sup>	22 <sup>3</sup> / <sub>4</sub> x 19 <sup>3</sup> / <sub>4</sub>	25 x 24.5 x 21.5	55	7/8	3/8



**4FXA**

**Table COIL-10-B — 4FXA Cooling Only Uncased Coils - Upflow/Downflow R-410A Refrigerant**

Model Number	Nom. Cap. Cooling (Btuh)	Coil Type	Refrigerant Control	Overall Dim. (in.) H x W x D	Shipping Weight (lbs.)	Line Size OD Gas	Line Size OD Liq.
4FXAA024AC3CAB	24,000	A	TXVNB <sup>①</sup>	17.5 x 13 x 19.5	17	3/4	3/8
4FXAB024AC3CAB	24,000	A	TXVNB <sup>①</sup>	17.5 x 17 x 19.5	19	3/4	3/8
4FXAC024AC3CAB	24,000	A	TXVNB <sup>①</sup>	17.5 x 20 x 19.5	21	3/4	3/8
4FXAN036AC3CAB	36,000	A	TXVNB <sup>①</sup>	21.5 x 15 x 19.5	28	3/4	3/8
4FXAB036AC3CAB	36,000	A	TXVNB <sup>①</sup>	21.5 x 17 x 19.5	28	3/4	3/8
4FXAC036AC3CAB	36,000	A	TXVNB <sup>①</sup>	21.5 x 20 x 19.5	30	3/4	3/8
4FXAD036AC3CAB	36,000	A	TXVNB <sup>①</sup>	21.5 x 24 x 19.5	32	3/4	3/8
4FXAN042AC3CAB	42,000	A	TXVNB <sup>①</sup>	21.5 x 15 x 19.5	28	3/4	3/8
4FXAB042AC3CAB	42,000	A	TXVNB <sup>①</sup>	21.5 x 17 x 19.5	28	7/8	3/8
4FXAC042AC3CAB	42,000	A	TXVNB <sup>①</sup>	21.5 x 20 x 19.5	30	7/8	3/8
4FXAD042AC3CAB	42,000	A	TXVNB <sup>①</sup>	21.5 x 24 x 19.5	32	7/8	3/8
4FXAB048AC3CAB	48,000	M	TXVNB <sup>①</sup>	19.5 x 17 x 19.5	28	7/8	3/8
4FXAC048AC3CAB	48,000	M	TXVNB <sup>①</sup>	19.5 x 20 x 19.5	30	7/8	3/8
4FXAD048AC3CAB	48,000	M	TXVNB <sup>①</sup>	19.5 x 24 x 19.5	32	7/8	3/8
4FXAB060AC3CAB	60,000	M	TXVNB <sup>①</sup>	25.5 x 17 x 19.5	38	7/8	3/8
4FXAC060AC3CAB	60,000	M	TXVNB <sup>①</sup>	25.5 x 20 x 19.5	40	7/8	3/8
4FXAD060AC3CAB	60,000	M	TXVNB <sup>①</sup>	25.5 x 24 x 19.5	42	7/8	3/8
4FXAB061AC3CAB	60,000	M	TXVNB <sup>①</sup>	21.5 x 17 x 19.5	31	7/8	3/8
4FXAC061AC3CAB	60,000	M	TXVNB <sup>①</sup>	21.5 x 20 x 19.5	33	7/8	3/8
4FXAD061AC3CAB	60,000	M	TXVNB <sup>①</sup>	21.5 x 24 x 19.5	35	7/8	3/8

① Start Kit may be required on outdoor unit.