




Submittal

**Variable Speed
ComfortLink™ II
Air Conditioner
4TTV0024A1000C**



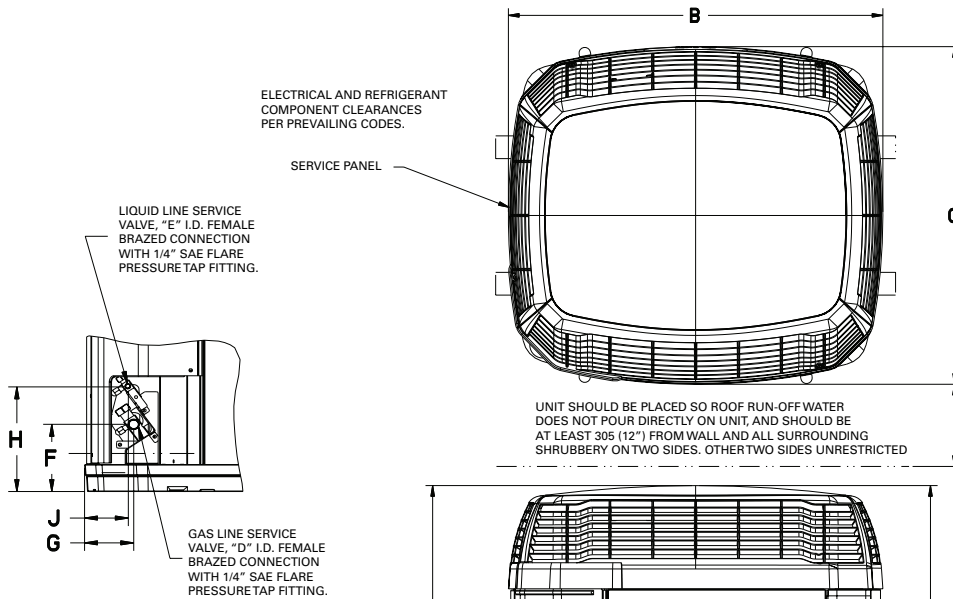


FIG. 2

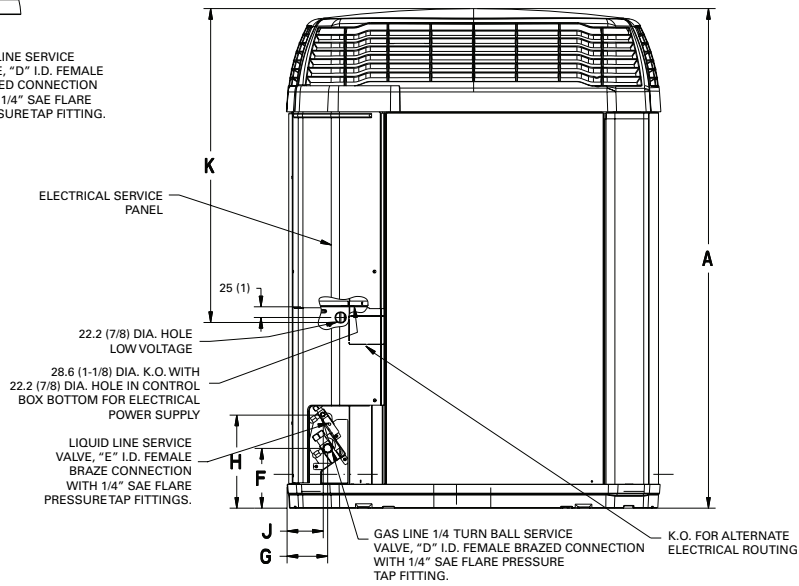
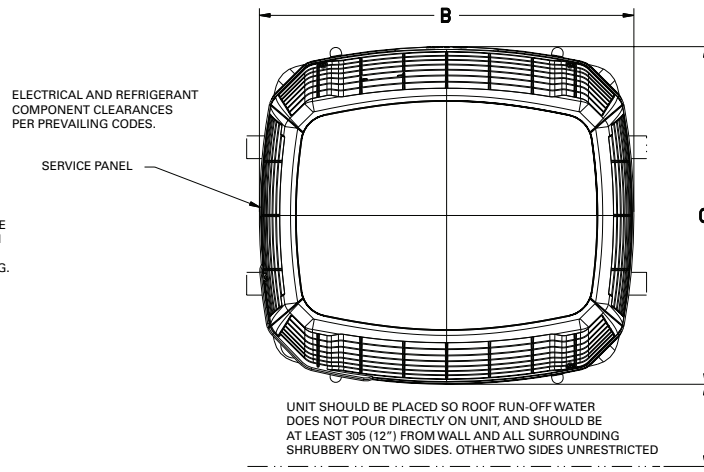


FIG. 1

Model	Base	A	B	C	D	E	F	G	H	J	K
4TTV0024A	3	1178.106 (46.39)	829 (32-5/8)	756 (29-3/4)	16-5/8	10-3/8	143 (5-5/8)	92 (3-5/8)	210 (8-1/4)	79 (3-1/8)	994.106 (39.14)

SOUND POWER LEVEL											
Model	Mode	Speed	A-Weighted Sound Power Level [dB(A)]	Full Octave Sound Power [dB]							
				63 Hz	125 Hz	250 Hz	500 Hz	1000 Hz	2000 Hz	4000 Hz	8000 Hz
4TTV0024A	Cool	Min	57	71.2	49.8	51.4	58.3	51.6	44.2	37.4	41.2
	Cool	Max	66	74.8	64.1	61.3	66.2	61.2	56.3	49.4	46.5

Note: Rated in accordance with AHRI Standard 270-2008

OUTDOOR UNIT ^{(a) (b)}	4TTV0024A1000C
POWER CONNS. — V/PH/HZ ^(c)	208/230/1/60
MIN. BRCH. CIR. AMPACITY	17.0
BR. CIR. PROT. RTG. — MAX. (AMPS)	25
COMPRESSOR	SCROLL
NO. USED — NO. SPEEDS	1-VARIABLE
R.L. AMPS ^(d) — L.R. AMPS	11.5 — 10.2
FACTORY INSTALLED	
START COMPONENTS ^(e)	NA
INSULATION/SOUND BLANKET	YES
COMPRESSOR HEAT	YES
OUTDOOR FAN	
DIA. (IN.) — NO. USED	23 — 1
TYPE DRIVE — NO. SPEEDS	DIRECT — VARIABLE
CFM @ 0.0 IN. W.G. ^(f)	2680
NO. MOTORS — HP	1 — 1/3
MOTOR SPEED R.P.M.	200 — 1200
VOLTS/PH/HZ	208/230/1/60
F.L. AMPS	2.8
OUTDOOR COIL — TYPE	SPINE FIN™
ROWS — F.P.I.	1 — 24
FACE AREA (SQ. FT.)	19.77
TUBE SIZE (IN.)	3/8
REFRIGERANT	R410-A
LBS. — R-410A (O.D. UNIT) ^(g)	7 lb — 6 oz
FACTORY SUPPLIED	YES
LINE SIZE — IN. O.D. GAS ^(h)	5/8
LINE SIZE — IN. O.D. LIQ. ^(h)	3/8
CHARGING SPECIFICATIONS	
SUBCOOLING	10°
DIMENSIONS	H X W X D
CRATED (IN.)	49.9 X 30.1 X 33
WEIGHT	
SHIPPING (LBS.)	228
NET (LBS.)	207

(a) Certified in accordance with the Air-Source Unitary Air-conditioner Equipment certification program, which is based on AHRI standard 210/240.

(b) Rated in accordance with AHRI standard 270.

(c) Calculated in accordance with Natl. Elec. Codes. Use only HACR circuit breakers or fuses.

(d) This value shown for compressor RLA on the unit nameplate and on this specification sheet is used to compute minimum branch circuit ampacity and max. fuse size. The value shown is the branch circuit selection current.

(e) NA means no start components. Yes means quick start kit components. PTC means positive temperature coefficient starter.

(f) Standard Air — Dry Coil — Outdoor

(g) This value approximate. For more precise value see unit nameplate.

(h) Max. linear length 150 ft.; Max. lift — Suction 50 ft.; Max. lift — Liquid 50 ft.

Mechanical Specification Options

General

This unit is designed to operate at outdoor ambient temperatures from 55° F to 120° F in cooling. From — 10° F to 66° F in heating (heat pumps only). Only AHRI approved indoor matches are approved for use with these models.

ComfortLink™ II

This outdoor unit contains the ComfortLink™ II digital communication with 2 wire connection to outdoor and Plug-n-Play set up.

Casing

Unit casing is constructed of heavy gauge. G60 galvanized steel and painted with a weather-resistant powder paint on all louvered panels and prepaint on all other panels. Corrosion and weatherproof CMBP-G30 DuraTuff™ base.

WeatherGuard™II Top Shields Unit.

Refrigerant Controls

Refrigeration system controls include condenser fan, compressor contactor and high and low pressure switches. A factory supplied, field installed filter is standard.

Compressor

Inverter driven scroll compressor with 25 to 100% output capacity on heat pumps and 30 to 100% output capacity on air conditioners. Noise enclosure minimizes sound levels and built in compressor protection protects compressor will reduce operating speed and current draw to maintain operation while protecting the compressor.

Condenser Coil

The Spine Fin™ outdoor coil provides low airflow resistance and efficient heat transfer. The coil is protected on all four sides by louvered panels.

SeaCoast Shield.

Low Ambient Cooling

As manufactured, this system has built in freeze protection that will allow cooling operation below 55°F but will reduce capacity or shut down completely to prevent operation under adverse conditions.

Comfort Control

The 1050/950/850 Control is required and provides Plug-n-Play setup and 3 wire connection.



Trane - by Trane Technologies (NYSE: TT), a global innovator - creates comfortable, energy efficient indoor environments for commercial and residential applications. For more information, please visit trane.com or tranetechnologies.com.



The AHRI Certified mark indicates Trane U.S. Inc. participation in the AHRI Certification program. For verification of individual certified products, go to ahridirectory.org.

Trane has a policy of continuous data improvement and it reserves the right to change design and specifications without notice. We are committed to using environmentally conscious print practices.