

Johnson Controls



TECHNICAL GUIDE

**R-410A
SPLIT-SYSTEM
AIR-COOLED CONDENSING UNITS
AND AIR HANDLERS**

SERIES 20

**J07 thru 25YC and J10 thru 20YD
CONDENSING UNIT MODELS**

**J07 thru 20PC and J15 thru 20PD
HEAT PUMP UNIT MODELS**

**J07 thru 25NC and J10 thru 20ND
AIR HANDLING UNIT MODELS**

**7.5 - 25 Ton
60 Hertz**

Description

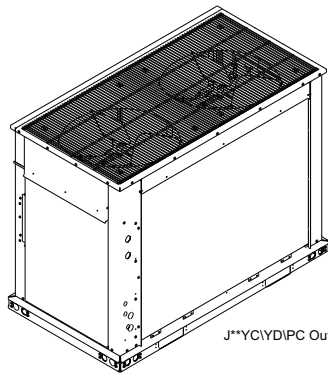
Series 20 condensing units and heat pumps are completely assembled, piped and wired at the factory to provide a single-piece unit for shipment and rigging. Each unit is pressurized with a holding charge of refrigerant R-410A for storage and/or shipping.

The compact design, clean styling, small footprint, and quiet operation make these condensing units and heat pumps suitable for almost any outdoor location. On rooftops... because they weigh much less than a single package unit of similar capacity and are much easier to rig and support. On the ground... because the footprint is compact allowing a variety of applications.

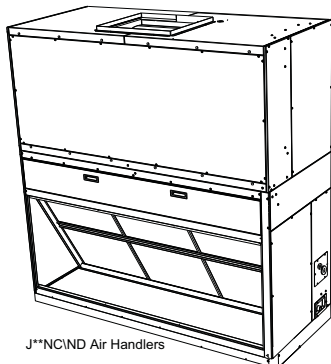
Both the Series 20 condensing units and heat pumps are equipped with reliable Simplicity® microprocessor controls to assure proper operation and unit protection for long product life. Products from 10 to 20 tons are available in single or dual (2 or 4 pipe) refrigerant circuits for redundancy in operation and various application choices such as one outdoor unit matched with two indoor units.

The Series 20 air handling units are completely assembled units, including a well-insulated cabinet, a DX cooling coil with copper tubing, aluminum fins, expansion valve(s), distributor(s), 2" throwaway filters, a centrifugal blower, a blower motor, an adjustable belt drive, a blower motor contactor and a small holding charge of nitrogen.

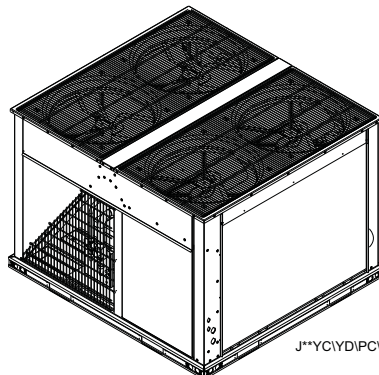
Units are shipped in the vertical position ready for field installation, but can be easily converted to horizontal position. An added benefit of the Series 20 air handling units is they are designed to operate with either a condensing unit or a heat pump and no field modification or special unit is required for heat pump applications.



J**YC\YD\PC Outdoor Units



J**NC\ND Air Handlers



J**YC\YD\PC\PD Outdoor Units



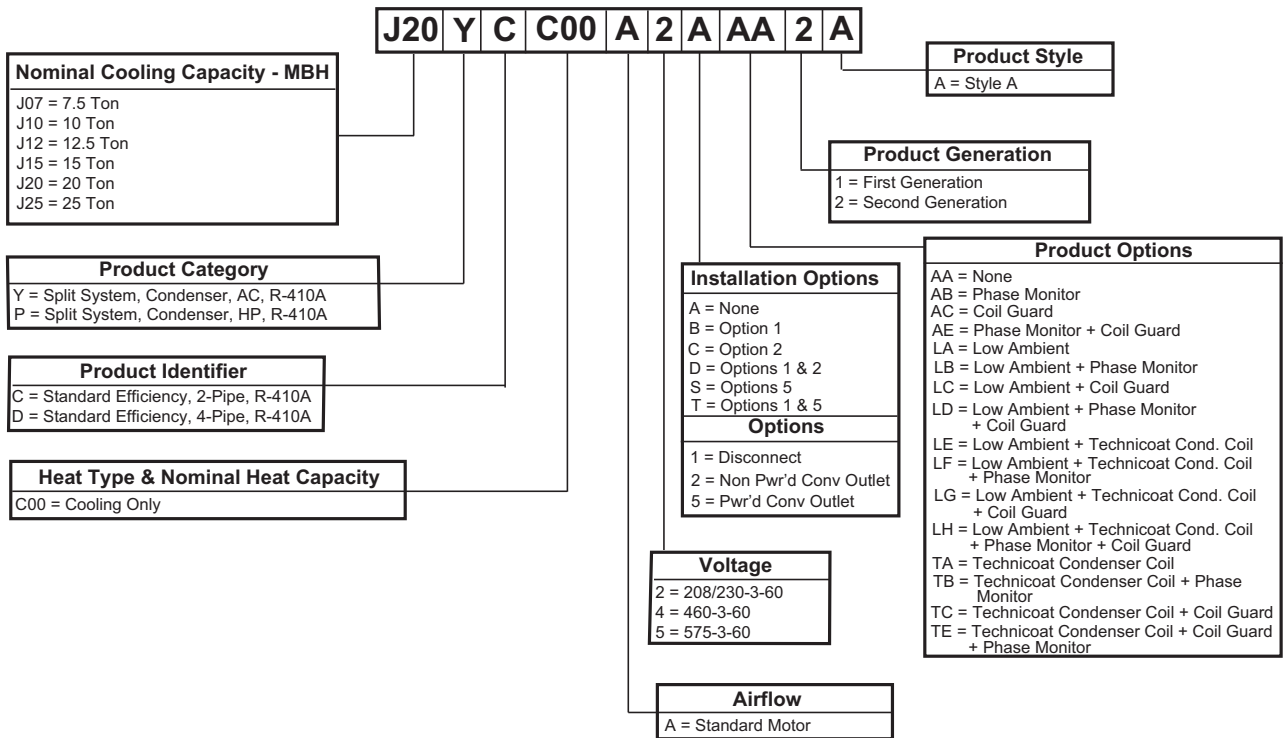
ISO 9001
Certified Quality
Management System

Table of Contents

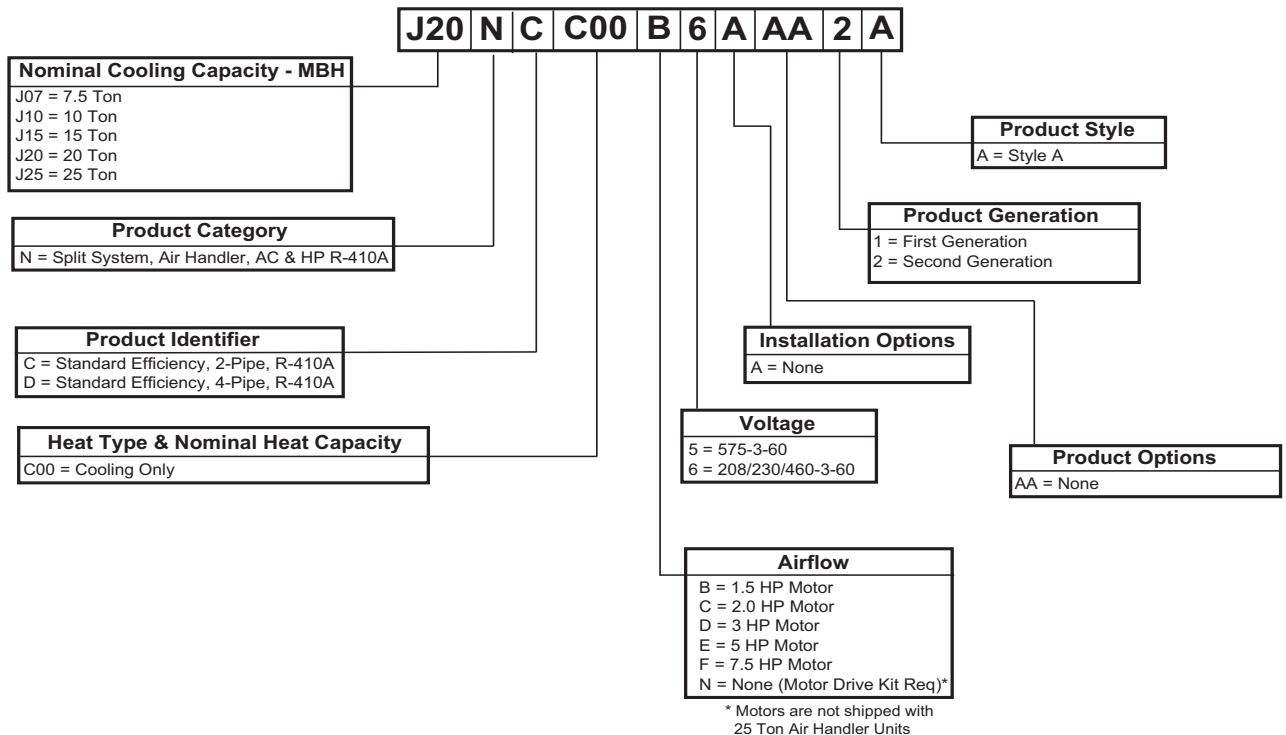
Description	1
Table of Contents	2
Nomenclature	3
Condensing Unit Features and Benefits	4
Outdoor Unit Accessories	4
Air Handling Unit Features and Benefits	5
Guide Specifications	6
Physical Data	9
Unit Limitations	13
Cooling and Heating Ratings	15
Capacity Performance	16
Airflow Performance	65
Sound Performance	75
Electrical Data	76
Typical Wiring Diagrams	82
Weights And Dimensions	96

Nomenclature

Configured Split Condenser Model Number Nomenclature



Configured Split Air Handler Model Number Nomenclature



Condensing Unit Features and Benefits

Features

- Meets or exceeds ASHRAE 90.1 standards.
- Scroll compressors provide both high efficiency and reliability.
- Simplicity® Controls
- Dual refrigerant circuits on J**PD and J**YD models.
- Condensing unit coils are constructed of reliable and durable Micro-Channel aluminum tube and fins for long lasting, efficient operation. Micro-Channel technology provides exceptional durability along with reduced product weight and less refrigerant charge. Heat pumps units are equipped with aluminum fin, copper tube coils providing durability, reliability and value.
- Multiple condensing unit and air handler match-ups provide a wide range of application choices from oversized indoor motors to dual indoor units matched-up with single outdoor units.
- Crankcase heaters that de-energize when compressors are operating.
- Both high and low pressure controls. Since these controls are self-contained, there are no capillary lines to be damaged.
- Internal compressor motor protection.
- Class 2, 24-volt thermostat control circuit protected by a re-settable breaker.
- Standard factory installed service valves.
- Filter-driers are shipped in the unit's control box for field installation in the liquid line leaving the outdoor unit.
- Copper stub-outs are factory mounted on the suction and liquid lines to simplify the field piping connections.
- Simplicity® Controls provide stable cooling operation at ambient temperatures down to 40°F with low ambient kits available for operation to 0°F.
- Capacity staging for more economical operation and stable temperature levels within the conditioned space.
- Simplicity® Controls prevent the unit from cycling on safety control with "Three Outs" technology preventing nuisance trips, but protecting the equipment when valid operational issues are experienced.
- Simplicity® Controls monitor each safety independently (High pressure, low pressure, low voltage) allowing ease of troubleshooting if any problems arise.
- Inherently protected condenser fan motors.
- Technicoated outdoor coils for sea coast or corrosive environment applications.
- Factory installed disconnect to allow power to be removed from the unit when performing periodic maintenance or for service.

- Factory installed powered or non-powered 115 volt GFI outlet.
- Factory installed phase monitor to protect the unit from phase loss or phase reversal.

Benefits

The Series 20 condensing units and heat pumps can be applied on a rooftop or at ground level... due to their ample sub-cooling capacity which allows them to be located three or more stories below the evaporator coil.

After assembly, the unit is pressurized with a combination of Refrigerant R-410A and nitrogen for pressure testing and additional leak testing. During this pressure test, the operation of the high pressure control is checked. As the unit is being evacuated and dehydrated, the operation of the low pressure control is also checked.

Every compressor, condenser fan motor, crankcase heater, and electrical control circuit is checked to assure a trouble-free start-up and years of reliable operation. The condenser fan guards are vinyl-coated to provide additional rust protection and to enhance the appearance of the unit. Compressors are mounted on rubber isolators to reduce the transmission of vibration. Vertical discharge condenser fans direct sound upward and away from any surrounding structures.

All sheet metal parts are constructed of commercial grade galvanized steel. After fabrication, each part is thoroughly cleaned to remove any grease or dirt from its surfaces. The external parts are coated with a powder paint to assure a quality finish for many years. This UL approved coating system has passed the 1000 hour, 20% salt spray test per ASTM Standard B117.

All condensing unit and heat pump models include a 5-year limited warranty on the compressor(s) and 1-year limited warranty on all other parts. The matching line of air handling units carries a 1-year limited parts warranty.

Outdoor Unit Accessories

Coil Guards: Wireform coil guards for added protection of outdoor coils. Designed to mount on each side of the product if required to provide protection from minor impacts or large debris.

Hail Guards: Hood type hail guards designed to protect the outdoor coils from hail. Can be installed on a single side or both to provide protection from storms that may produce hail.

Low Ambient Kits: Kits designed to allow the cooling only units to operate between 0°F and 40°F in the cooling mode. Standard cooling is allowed to 40°F. (Not designed for operation on heat pump units).

Air Handling Unit Features and Benefits

Features

These air handlers can be arranged for a variety of air discharge patterns in either the horizontal or vertical position. Refer to the unit installation instructions for other application possibilities.

Benefits

Air handling units are designed with two distinct modules to provide maximum application flexibility. All are shipped as single packages with the blower module mounted on top of the coil module. The blower module can be repositioned in the field to meet a large number of vertical and horizontal applications.

The blower module includes the blower wheels along with factory-mounted motor and drive. All models offer two motor horsepower options to meet both standard and high static airflow requirements. The coil module includes direct expansion coils, 2 in. throwaway filters with the option to accept 4" filters, liquid line solenoid valves for capacity reduction, thermal expansion valves, distributors and a non-corrosive, composite condensate drain pan.

Every air handling coil is pressurized with air and leak tested under water. After the headers are brazed onto the coil and the coil is installed in the unit, the coil is pressurized with nitrogen for pressure testing and additional leak testing. After the coil is evacuated and dehydrated, it is pressurized with a holding charge of nitrogen for storage and/or shipping.

These air handlers, combined with condensing units, provide years of quiet, efficient and dependable operation. These units are manufactured under ISO 9001 Quality System Certification.

Unit Installation

Units may be bottom-supported or ceiling-suspended and can be arranged to meet almost any space or duct requirements. Each unit is available with a choice of blower motors horsepower and other accessories to make them suitable for most applications.

Blower Motors: Different HP motors are available for each unit to meet almost any air delivery requirement. All motors are UL approved, have permanently lubricated ball bearings and are factory-mounted within the insulated cabinet of the units to minimize the transmission of sound to the surrounding space.

Air Handling units are available in either two or four pipe configurations from 7.5 to 25 tons. The dual and single circuit options provide a wide variety of application and unit match-up possibilities.

Starters and Heater Elements (7.5HP): These blower motors do not have inherent protection and require external motor

overload protection. See details in Overload Elements Table on Page 70.

Factory-Mounted Components

Part Load Operation: These air handlers with DX (Direct Expansion) coils rated at 10 tons of capacity and above have multiple coils with pre-piped distributors, expansion valves and solenoid valves. Field modifications are not required for part load operations. Capacity reduction not only provides economical operation, but also maintains stable temperature and humidity levels in the conditioned space.

Easy Service: Serviceable expansion valves are provided on every unit. These valves are factory-installed to provide many years of trouble-free operation. If service is required, it is not necessary to unbrazed any joints. The expansion valves also include a tee fitting to allow easy installation of hot gas bypass if required.

Coil Protection: The indoor coils of these air handlers can be factory Technicoated to provide extended life to the indoor coil in standard applications and additional corrosion protection on those applications in sea coast or corrosive environments.

Blower Motors: Different HP motors are available for each unit to meet almost any air delivery requirement. 1.5-5 HP motors are inherently protected. 7.5 HP motors require motor overload protection. Power wiring for blower motor is field supplied (J25NC).

Accessories

Base Sections: Base sections can be used to elevate units above the floor. If desired, a moderate percentage of outdoor air may be introduced through these sections by cutting an access opening to accommodate the outdoor air duct connection. These bases include a durable finish to match the evaporator blower unit. The base may have to be insulated for certain applications.

Hot Water Coils: Drainable water coils are available for field installation between the blower and the coil modules of both horizontal and vertical units. Since their casings match the dimensions and the finish of the basic units, they become an integral part of the unit after installation. The coils slide out of their casings for easy installation. Hot water coils have copper tubes that have been mechanically expanded into aluminum fins. Both headers are located on the same end of the coil. Coils are leak-tested at 325 psig under water and dried before their connections are capped for storage and shipping.

Steam Coils: Steam coils are available for installation between the blower and coil modules of both horizontal and vertical units. Since the casing matches the dimensions and the finish of the basic unit, it becomes an integral part of the unit after installation. The coil slides out of the casings for easy installation and is pitched in the casings to facilitate condensate drainage. The coil has copper tubes that have

been mechanically expanded into aluminum fins. Both headers are located on the same end of the coil. The coil is leak-tested at 325 psig and dried before the connections are capped for storage and shipping.

Guide Specifications

Split System Cooling Only Condensing Units Models: J07 thru 25YC, J10 thru 20YD & Split System Heat Pump Models: J07 thru 25PC, J15 thru 20PD

General

- Factory assembled, single piece, air cooled condensing unit designed for outdoor installation.
- Factory wired, piped, and tested for leakage and functionality to assure trouble-free installation and start-up.
- Rated in accordance with ARI Standard 340/360.
- Manufactured in a facility registered under the ISO 9002 manufacturing quality standard.
- Designed and tested in accordance with ASHRAE 15 Safety Code for Mechanical Refrigeration and comply with NEC.
- Cooling performance rated in accordance with DOE and ARI test procedures.
- CSA listed and classified to UL 1995/CAN/CSA No. 236- M90 standards.
- One year limited parts warranty on complete unit with an additional four year compressor warranty.

Unit Operating Characteristics

Operating Range shall be between 125° F to 40° F in cooling as standard from factory.

- The capacity of the condensing unit shall meet or exceed _____ Btuh at a suction temperature of _____ F. The power consumption at full load shall not exceed _____ kW.
- The combination of the condensing unit and the evaporator or fan coil unit shall have a total net cooling capacity of _____ Btuh or greater at conditions of _____ cfm entering-air temperature at the evaporator at _____ F wet bulb and _____ F dry bulb, and air entering the condensing unit at _____ F.
- The system shall have an EER of _____ Btuh/ Watt or greater at standard ARI conditions.

Installer Shall

- Furnish JCI® air-cooled condensing units, heat pump or equivalent in accordance with the performance schedule shown on the plans, and
- Unit shall be stored and handled in accordance with unit manufacturer's instructions.

- Install each unit as shown on the plans in accordance with the manufacturer's recommendations and all applicable national and local codes

Unit Construction

- Constructed of zinc-coated, galvanized steel.
- Exterior surfaces bonded and coated with baked enamel finish by a powder paint process capable of withstanding a minimum of 1000 salt spray hours according to ASTM B117.
- Cabinet screws that comply with ASTM B117 salt spray test for a minimum of 750 hours.
- Permanently attached heavy-gage perimeter base rails with forklift slots and lifting holes.
- Removable access panels to all internal components.
- Separate access panel to controls.
- Access panels to allow outdoor coil cleaning.

Compressor(s)

- Hermetic scroll type, internally protected with high-pressure relief and over temperature protection.
- Two stage units operate in 50% capacity increments.
- Suction gas cooled
- Voltage range of $\pm 10\%$ of unit nameplate voltage.
- Neoprene isolators minimize sound transmission and vibration.
- Belly-band crankcase heaters keep refrigerant from diluting sump oil.
- Full charge of compressor oil

Outdoor Condenser Unit Coils

- Draw thru configuration
- Constructed with Micro-channel aluminum fins and aluminum tubing. All refrigerant tubing must share a common header.

Heat Pump Unit Outdoor Unit Coils

- Draw thru configuration
- Constructed with aluminum plate fins mechanically bonded to seamless internally enhanced copper tubes with all joints brazed.

Condenser Fans

- Direct driven propeller-type fans
- Statically and dynamically balanced
- Aluminum blades riveted to corrosion resistant steel spider brackets.
- Arranged for vertical air discharge.
- Equipped with PVC coated steel wire safety guards.

Condenser Motors

- Totally enclosed, air over cooled.
- Inherent overload protection.
- Permanently lubricated bearings.
- Must cycle to allow cooling operation down to 40°F.

Refrigerant Piping

- Solid core filter-drier(s) ship loose for field installation.
- Liquid and suction line service valves with gauge ports.
- Suction and discharge line service ports accessible from unit. Ports capped for leak prevention.
- Liquid line magnetic check valves
- Holding charge of R410A refrigerant.

Electrical Requirements

- Single-point connection electrical power.
- Nominal unit electrical characteristics shall be _____ v, 3-ph, 60 Hz. The unit shall be capable of satisfactory operation within voltage limits of _____ v to _____ v.
- Condenser fan motors and secondary of transformers shall be grounded.

Unit Controls

- All 24-volt control circuit, powered by a 24 volt transformer(s) and protected by a resettable breaker.
- Conventional thermostat must provide operation for both condensing units and heat pumps without an "O" output from the thermostat.
- Low voltage terminal strip for simple hook-up.
- Compressor motor protection shuts down unit for motor over-current, over-temperature or low voltage conditions.
- Safety lockouts provide reset capability at the space thermostat or base unit should any of the following standard safety devices trip and shut off compressor:
 - a. Loss-of-charge/Low-pressure switch.
 - b. High-pressure switch.
 - c. Control board diagnostics and fault code display.
 - d. Safety lockouts send a 24 volt signal to the control board's "X" terminal, allowing notification to the user via the thermostat fault light (if present).
 - e. Control board shall retain last 5 fault codes in non-volatile memory, which will not be lost in the event of a power loss. An LED (light-emitting diode) indicator

flashes a fault code that indicates which safety switch has tripped.

Non-fused Disconnect Switch

- Factory-installed, internally mounted.
- Accessible from outside the unit.
- NEC and UL approved non-fused switch.
- Provides power off lockout capability.

Convenience Outlet

- Factory-installed, internally mounted.
- Accessible from outside the unit.
- 115V, 15 amp GFI receptacle with independent fuse protection.
- Required voltage provided by factory-installed step-down transformer or field supplied 115v circuit.

Low-ambient Head Pressure Control

- Standard operation down to 40 °F without a low ambient kit.
- Operation down to 0°F with a field-installed low ambient kit accessory. The controller modulates the fan motor speed in response to liquid line temperature or pressure.

Coil Guard

Factory or field installed decorative grille shall be placed on the units to protect condenser coil after installation.

Hail Guard Package

Field installed hail guard package shall protect coils against damage from hail and other flying debris.

Phenolic Coated Condenser Coils

Special phenolic coating available as a factory option on both outdoor and indoor coils.

Each Unit Shall Be:

- Covered by a 1-year limited parts warranty on the complete unit and 5-year on compressor(s).
- In current production with published literature available to check performance, limitations, specifications, power requirements, dimensions, operation and appearance.
- Indoor unit shall be equipped with a V-belt drive option that will permit the blower RPM to be adjusted to meet the CFM requirements of the air delivery system. (Refer

Each Unit Enclosure Shall Have:

- Exterior panels of 18 gauge steel, finished with baked enamel to provide a long lasting quality appearance
- Removable panels to provide easy access to the internal components for maintenance and service on condensing units, heat pumps and air handlers
- Air handling units must have a filter rack that accepts both 2" and 4" filters.
- The dimensions of each unit shall not exceed those specified in the manufacture's literature.
- The minimum application clearances for condensing units, heat pumps and air handlers must meet those specified in the manufacturer's literature.

The Blower Motor Shall:

- Be mounted within the insulated cabinet to minimize the transmission of sound to the surrounding space, and any motor 7.5 HP or greater must have a service factor of 1.15.

The Evaporator Coil Shall:

- Consist of copper tubes arranged in staggered rows, mechanically expanded into aluminum fins,
- Be draw-through, and
- Include factory-mounted distributors, expansion valves and solenoid valves for capacity reduction.

The Blower Wheels Shall:

Be dynamically balanced to minimize the levels of sound and vibration generated by the unit.

Physical Data

J07 - 25YC and J10 - 20YD Physical Data

Component	Models										
	J07YC	J10YC	J10YD	J12YC	J12YD	J15YC	J15YD	J20YC	J20YD	J25YC	
Nominal Tonnage	7.5	10	10	12.5	12.5	15	15	20	20	25	
REFRIGERANT											
Refrigerant type	R-410A	R-410A	R-410A	R-410A	R-410A	R-410A	R-410A	R-410A	R-410A	R-410A	
Holding charge (lb) ¹ (each system)	1.0	1.0	1.0	1.0	1.0	1.0	1.0	1.0	1.0	1.0	
Operating Charge (lb) ²	System #1	14.0	18.0	9.9	24.0	11.5	27.0	13.5	33.5	18.8	35
	System #2	---	---	9.9	---	11.5	---	13.5	---	18.8	---
DIMENSIONS (inches)											
Length	59.1	59.1	59.1	59.1	59.1	59.1	59.1	59.1	59.1	59.1	
Width	31.9	31.9	31.9	31.9	31.9	64.1	64.1	64.1	64.1	64.1	
Height	44.5	50.0	50.0	50.0	50.0	44.5	44.5	50.0	50.0	50.0	
WEIGHTS (lb)											
Shipping	390	499	493	499	493	914	899	945	930	945	
Operating	387	497	490	497	490	909	894	942	927	942	
COMPRESSORS³											
Type	Single Scroll	Tandem Scroll	Single Scroll	Tandem Scroll	Single Scroll	Tandem Scroll	Single Scroll	Tandem Scroll	Single Scroll	Tandem Scroll	
Quantity	1	1	2	1	2	1	2	1	2	1	
Nominal Capacity (Tons)	System #1	7.5	10	5	12.5	6.3	15	7.5	20	10	25
	System #2	---	---	5	---	6.3	---	7.5	---	10	---
Capacity Stages	System #1	1	2	1	2	1	2	1	2	1	2
	System #2	---	---	1	---	1	---	1	---	1	---
SYSTEM DATA											
No. Refrigeration Circuits	1	1	2	1	2	1	2	1	2	1	
Suction Line OD (in.)	1 1/8	1 3/8	1 1/8	1 3/8	1 1/8	1 5/8	1 3/8	1 5/8	1 3/8	1 5/8	
Liquid Line OD (in.)	5/8	7/8	5/8	7/8	5/8	7/8	5/8	7/8	5/8	7/8	
OUTDOOR COIL DATA											
Face area (Sq. Ft.)	23.8	29.0	29.0	29.0	29.0	47.5	47.5	58.1	58.1	58.1	
Rows	1	1	1	1	1	1	1	1	1	1	
Fins per inch	23	23	23	23	23	23	23	23	23	23	
Tube diameter (in./MM)	0.71 / 18	0.71 / 18	0.71 / 18	0.71 / 18	0.71 / 18	0.71 / 18	0.71 / 18	0.71 / 18	0.71 / 18	0.71 / 18	
Circuitry Type	2-pass	2-pass	2-pass	2-pass	2-pass	2-pass	2-pass	2-pass	2-pass	2-pass	
Refrigerant Control	---	---	---	---	---	---	---	---	---	---	
CONDENSER FAN DATA											
No. Fans / Diameter (in.)	2/24	2/24	2/24	2/24	2/24	4/24	4/24	4/24	4/24	4/24	
Type	Axial	Axial	Axial	Axial	Axial	Axial	Axial	Axial	Axial	Axial	
Drive type	Direct	Direct	Direct	Direct	Direct	Direct	Direct	Direct	Direct	Direct	
No. speeds	1	1	1	1	1	1	1	1	1	1	
Number of motors	System #1	2	2	2	2	2	4	2	4	2	4
	System #2	---	---	---	---	---	---	2	---	2	---
Motor HP (ea.)	1/3	3/4	3/4	3/4	3/4	1/3	1/3	3/4	3/4	3/4	
Rotation ⁴	CW	CW	CW	CW	CW	CW	CW	CW	CW	CW	
RPM	850	1100	1100	1100	1100	850	850	1100	1100	1100	
Nominal CFM	System #1	7500	9800	9800	9800	9800	15000	7500	19600	9800	19600
	System #2	---	---	---	---	---	---	7500	---	9800	---

¹ Holding Charge is the amount in the unit as shipped from the factory.

² Includes matched indoor blower unit with 25 ft of piping.

³ All compressors include crankcase heaters.

⁴ When viewing the shaft end of the motor.

J07 - 20PC and J15 - 20PD Physical Data

Component		Models					
		J07PC	J10PC	J15PC	J15PD	J20PC	J20PD
Nominal Tonnage		7.5	10	15	15	20	20
REFRIGERANT							
Refrigerant type		R-410A	R-410A	R-410A	R-410A	R-410A	R-410A
Holding charge (lb) ¹		1.0	1.0	1.0	1.0	1.0	1.0
Operating Charge (lb) ²	System #1	23.9	27.5	54.0	27.0	60.0	34.0
	System #2	---	---	---	27.0	---	34.0
DIMENSIONS (inches)							
Length		59.1	59.1	59.1	59.1	59.1	59.1
Width		31.9	31.9	64.1	64.1	64.1	64.1
Height		44.5	50.0	44.5	44.5	50.0	50.0
WEIGHTS (lb)							
Shipping		421	543	947	921	1116	1090
Operating		430	574	968	942	1152	1126
COMPRESSORS³							
Type		Single Scroll	Tandem Scroll	Tandem Scroll	Single Scroll	Tandem Scroll	Single Scroll
Quantity		1	1	1	2	1	2
Cooling							
Nominal Capacity (Tons)	System #1	7.5	10	15	7.5	20	10
	System #2	---	---	---	7.5	---	10
Capacity Stages	System #1	1	2	2	1	2	1
	System #2	---	---	---	1	---	1
Heating							
Nominal Capacity (Tons)	System #1 & #2	7.5	10	15	15	20	20
Capacity Stages	System #1 & #2	1	1	1	1	1	1
SYSTEM DATA							
No. Refrigeration Circuits		1	1	1	2	1	2
Suction Line OD (in.)		1 1/8	1 3/8	1 5/8	1 3/8	1 5/8	1 3/8
Liquid Line OD (in.)		5/8	7/8	7/8	5/8	7/8	7/8
OUTDOOR COIL DATA							
Face area (Sq. Ft.)		23.8	29.0	47.5	47.5	58.1	58.1
Rows		2	2	2	2	2	2
Fins per inch		20	20	20	20	20	20
Tube diameter (in./MM)		0.38 / 10	0.38 / 10	0.38 / 10	0.38 / 10	0.38 / 10	0.38 / 10
Circuitry Type		Interlaced	Interlaced	Interlaced	Interlaced	Interlaced	Interlaced
Refrigerant Control		TXV	TXV	TXV	TXV	TXV	TXV
CONDENSER FAN DATA							
No. Fans / Diameter (in.)		2/24	2/24	4/24	4/24	4/24	4/24
Type		Axial	Axial	Axial	Axial	Axial	Axial
Drive type		Direct	Direct	Direct	Direct	Direct	Direct
No. speeds		1	1	1	1	1	1
Number of motors	System #1	2	2	4	2	4	2
	System #2	---	---	---	2	---	2
Motor HP (ea.)		1/3	3/4	1/3	1/3	3/4	3/4
Rotation ⁴		CW	CW	CW	CW	CW	CW
RPM		850	1100	850	850	1100	1100
Nominal CFM	System #1	7500	9800	15000	7500	19600	9800
	System #2	---	---	---	7500	---	9800

¹ Holding Charge is the amount in the unit as shipped from the factory.

² Includes matched evaporator unit with 25 ft of piping.

³ All compressors include crankcase heaters.

⁴ When viewing the shaft end of the motor.

J07 - 20NC and J10 - 20ND Indoor Unit Physical Data

Component	Models						
	J07NC	J10NC	J10ND	J15NC	J15ND	J20NC	J20ND
Nominal Tonnage	7 1/2	10	10	15	15	20	20
DIMENSIONS (inches)							
Length	56.0	56.0	56.0	74.5	74.5	98.5	98.5
Width	30.0	30.0	30.0	33.0	33.0	30.0	30.0
Height	65.0	65.0	65.0	75.0	75.0	65.0	65.0
WEIGHTS (lb)							
Unit Shipping	526	573	575	796	796	938	938
Unit Operating With							
Standard Motor and Drive	498	539	541	764	764	873	873
High Static Motor and Drive	500	550	552	792	792	903	903
INDOOR BLOWER (Forward Curve)							
Diameter x Width	12 x 12	15 x 15	15 x 15	18 x 18	18 x 18	15 x 15	15 x 15
Quantity	1	1	1	1	1	2	2
INDOOR COIL							
Face area (Sq. Ft.)	10.6	10.6	10.6	18.3	18.3	20.0	20.0
Rows	3	4	4	3	4	4	4
Fins per inch	15	15	15	15	15	15	15
Tube diameter	3/8	3/8	3/8	3/8	3/8	3/8	3/8
Circuitry Type	Interlaced	Interlaced	Interlaced	Interlaced	Interlaced	Interlaced	Interlaced
Refrigerant Control	TXV	TXV	TXV	TXV	TXV	TXV	TXV
SYSTEM DATA							
No. Refrigeration Circuits	1	1	2	1	2	1	2
Suction Line OD (in.)	1 1/8	1 3/8	1 1/8	1 5/8	1 3/8	1 5/8	1 3/8
Liquid Line OD (in.)	5/8	7/8	5/8	7/8	5/8	7/8	7/8
FILTERS							
Size and Quantity Per Model (In.)	16 x 25 x 2	4	4	4	---	---	8
	20 x 24 x 2	---	---	---	6	6	---
FACE AREA (SQ. FT.)							
Size and Quantity Per Model (In.)	16 x 25 x 4	4	4	4	---	---	8
	20 x 24 x 4	---	---	---	6	6	---
FACE AREA (SQ. FT.)							
	11.1	11.1	11.1	18.0	18.0	22.2	22.2

J25NC Indoor Unit Physical Data

Component	Models	
	J25NC	
Nominal Tonnage	25	
DIMENSIONS (inches)		
Length	100.1	
Width	38.1	
Height	74.6	
WEIGHTS¹ (lb)		
Unit Shipping	1067	
Unit Operating With		
5 hp Motor and Drive	1130	
7.5 hp Motor and Drive	1157	
INDOOR BLOWER (Forward Curve)		
Diameter x Width	18 X 18	
Quantity	2	
INDOOR COIL		
Face area (Sq. Ft.)	25.8	
Rows	4	
Fins per inch	16	
Tube diameter	3/8	
Circuitry Type	Interlaced	
Refrigerant Control	TEV	
SYSTEM DATA		
No. Refrigeration Circuits	1	
Suction Line OD (in.)	2 1/8	
Liquid Line OD (in.)	7/8	
FILTERS		
Size and Quantity Per Model (In.)	20 x 25 x 2	10
FACE AREA (SQ. FT.)		
34.7		
ACCESSORY		
HOT WATER COIL DATA		
Face area (Sq. Ft.)	21.2	
Rows	2	
Fins per inch	12	
Tube diameter (Copper) OD (In.)	1/2	
Connections (Supply and Return) OD (In.)	1 3/8	
Weight (lb)	150	
SYSTEM COIL DATA		
Face area (Sq. Ft.)	18.2	
Rows	1	
Fins per inch	8	
Tube diameter (Copper) (In.)	1	
Connection, (NPTE) (In.)		
Inlet	2	
Outlet	1-1/2	
Weight (lb)	160	

¹ Motors, Drive and Overload Kits must be ordered separately for the J25NC. The Motor Drive and Overload Kits are to be field installed.

Unit Limitations

Condenser Unit limitations

Size (Tons)	Model	Unit Voltage	Applied Voltage ¹		Outdoor DB Temp Cooling (°F)		Indoor DB Temp Cooling (°F)		Outdoor DB Temp Heating (°F)		Indoor DB Temp Heating (°F)	
			Min	Max	Max	Min [†]	Max	Min	Max	Min	Max	Min
J07 (7.5)	PC	208/230-3-60	187	252	125	40	86	68	70	0	80	50
		460-3-60	432	504								
		575-3-60	540	630								
J07 (7.5)	YC	208/230-3-60	187	252	125	40	86	68	-	-	-	-
		460-3-60	432	504								
		575-3-60	540	630								
J10 (10)	PC	208/230-3-60	187	252	125	40	86	68	70	0	80	50
		460-3-60	432	504								
		575-3-60	540	630								
J10 (10)	YC/YD	208/230-3-60	187	252	125	40	86	68	-	-	-	-
		460-3-60	432	504								
		575-3-60	540	630								
J12 (12.5)	YC/YD	208/230-3-60	187	252	125	40	86	68	-	-	-	-
		460-3-60	432	504								
		575-3-60	540	630								
J15 (15)	PC/PD	208/230-3-60	187	252	125	40	86	68	70	0	80	50
		460-3-60	432	504								
		575-3-60	540	630								
J15 (15)	YC/YD	208/230-3-60	187	252	125	40	86	68	-	-	-	-
		460-3-60	432	504								
		575-3-60	540	630								
J20 (20)	PC/PD	208/230-3-60	187	252	125	40	86	68	70	0	80	50
		460-3-60	432	504								
		575-3-60	540	630								
J20 (20)	YC/YD	208/230-3-60	187	252	125	40	86	68	-	-	-	-
		460-3-60	432	504								
		575-3-60	540	630								
J25 (25)	YC	208/230-3-60	187	252	125	40	86	68	-	-	-	-
		460-3-60	432	504								
		575-3-60	540	630								

1. Rated in accordance with ARI Standard 110, Range "A" Utilization Voltage.

†. Low Ambient accessories are available to permit stable system operation at ambient temperatures down to 0°F.

Air Handling Unit Limitations

Model	Power Supply Voltage	Voltage Variation		Supply Air Range CFM		Entering Air Temperature Degrees °F			
						Cooling DB/WB		Heating DB ¹	
		Min.	Max.	Min.	Max.	Min.	Max.	Min.	Max.
J07NC	208/230-3-60	187	253	2,250	3,750	65/57	90/77	40	80
	460-3-60	414	506	2,250	3,750	65/57	90/77	40	80
	575-3-60	540	630	2,250	3,750	65/57	90/77	40	80
J10NC	208/230-3-60	187	253	3,000	5,000	65/57	90/77	40	80
	460-3-60	414	506	3,000	5,000	65/57	90/77	40	80
	575-3-60	540	630	3,000	5,000	65/57	90/77	40	80
J10ND	208/230-3-60	187	253	3,000	5,000	65/57	90/77	40	80
	460-3-60	414	506	3,000	5,000	65/57	90/77	40	80
	575-3-60	540	630	3,000	5,000	65/57	90/77	40	80
J15NC	208/230-3-60	187	253	4,500	7,500	65/57	90/77	40	80
	460-3-60	414	506	4,500	7,500	65/57	90/77	40	80
	575-3-60	540	630	4,500	7,500	65/57	90/77	40	80
J15ND	208/230-3-60	187	253	4,500	7,500	65/57	90/77	40	80
	460-3-60	414	506	4,500	7,500	65/57	90/77	40	80
	575-3-60	540	630	4,500	7,500	65/57	90/77	40	80
J20NC	208/230-3-60	187	253	6,000	10,000	65/57	90/77	40	80
	460-3-60	414	506	6,000	10,000	65/57	90/77	40	80
	575-3-60	540	630	6,000	10,000	65/57	90/77	40	80
J20ND	208/230-3-60	187	253	6,000	10,000	65/57	90/77	40	80
	460-3-60	414	506	6,000	10,000	65/57	90/77	40	80
	575-3-60	540	630	6,000	10,000	65/57	90/77	40	80
J25NC	208/230-3-60	187	253	8,000	12,000	65/57	90/77	40	80
	460-3-60	414	506	8,000	12,000	65/57	90/77	40	80
	575-3-60	540	630	8,000	12,000	65/57	90/77	40	80

¹ Heating Min/Max temperatures apply to steam and hot water coils. NOTE: Do not apply steam to hot water coils.

Cooling and Heating Ratings

Cooling And Heating Rating

Outdoor Unit	Condensing Unit Only			Indoor Unit	System Cooling Capacity ¹				Heating Capacity ¹				Rated Airflow (CFM)
	Gross Capacity ² (MBH)	KW	EER		Gross Capacity ³ (MBH)	EER	IEER	IPLV	High Outdoor		Low Outdoor		
									Gross Capacity ² (MBh)	COP	Gross Capacity ² (MBh)	COP	
J07PC ⁴	N/A	N/A	N/A	J07NC	92	11.0	11.4	---	82	3.3	49	2.3	3000
J10PC ⁴	N/A	N/A	N/A	J10NC	124	11.0	11.4	11.8	109	3.3	63	2.1	4000
J15PC ⁴	N/A	N/A	N/A	J15NC	180	10.6	11.5	12.4	168	3.3	104	2.3	6000
J15PD ⁴	N/A	N/A	N/A	J15ND	180	10.6	11.5	12.0	168	3.4	103	2.4	6000
J20PC ⁴	N/A	N/A	N/A	J20NC	238	10.6	12.4	12.5	216	3.3	139	2.5	8000
J20PD ⁴	N/A	N/A	N/A	J20ND	238	10.6	11.7	12.1	220	3.4	124	2.2	8000
J07YC	85	6.8	12.4	J07NC	94	11.2	13.0	---	N/A	N/A	N/A	N/A	3000
J07YC	85	6.8	12.4	J10NC	99	11.9	13.0	---	N/A	N/A	N/A	N/A	3000
J10YC	110	9.3	11.9	J10NC	124	11.4	12.5	12.9	N/A	N/A	N/A	N/A	4000
J10YD	108	9.1	11.8	J10ND	124	11.2	11.2	11.6	N/A	N/A	N/A	N/A	4000
J12YC	133	11.6	11.5	J15NC	150	11.0	13.3	13.8	N/A	N/A	N/A	N/A	5000
J12YD	136	11.5	11.8	J15ND	150	11.0	12.1	12.3	N/A	N/A	N/A	N/A	5000
J15YC	160	13.4	12.0	J15NC	181	11.2	12.2	12.5	N/A	N/A	N/A	N/A	6000
J15YC	160	13.4	12.0	J20NC	190	11.7	12.7	12.5	N/A	N/A	N/A	N/A	6000
J15YD	166	12.3	13.4	J15ND	181	11.2	11.6	12.4	N/A	N/A	N/A	N/A	6000
J15YD	166	12.3	13.4	(2)J07NC	187	11.2	--	--	N/A	N/A	N/A	N/A	6000
J15YD	166	12.3	13.4	(2)J10NC	187	11.2	--	--	N/A	N/A	N/A	N/A	6000
J15YD	166	12.3	13.4	J20ND	190	11.7	13.4	11.2	N/A	N/A	N/A	N/A	6000
J20YC	233	17.5	13.2	J20NC	242	11.3	13.6	13.1	N/A	N/A	N/A	N/A	8000
J20YD	222	17.3	12.8	J20ND	242	11.3	11.9	12.6	N/A	N/A	N/A	N/A	8000
J20YD	222	17.3	12.8	(2)J10NC	240	11.6	--	--	N/A	N/A	N/A	N/A	8000
J25YC	271	23.7	11.4	J25NC	299	10.2	12.2	--	N/A	N/A	N/A	N/A	10000

¹ Certified in accordance with the Unitary Large Equipment certification program, which is based on ARI Standard 340/360.

² Condensing unit only ratings are at 45°F SST and 95°F entering-air temperature.

³ Gross capacity does not include heat added by blower motor. Refer to appropriate table for blower horsepower.

⁴ Heat Pumps designed for matched systems only.

LEGEND

EER = Energy Efficiency Ratio

ARI = Air Conditioning and Refrigeration Institute

IPLV = Integration Part-Load Value

IEER = Integrated Energy Efficiency Ratio

Capacity Performance

Condenser and Air Handling Cooling Capacities

J07YC/J07NC

Air on Evaporator Coil		Temperature of Air on Condenser Coil																	
CFM	WB (°F)	Total Capacity ¹ (MBh)	Total Input (kW) ²	Sensible Capacity (MBh)						Total Capacity ¹ (MBh)	Total Input (kW) ²	Sensible Capacity (MBh)							
				Return Dry Bulb (°F)								Return Dry Bulb (°F)							
				90	85	80	75	70	65			90	85	80	75	70	65		
				75°F						85°F									
2250	77	110.8	6.0	51.5	42.0	32.6	-	-	-	107.2	6.5	49.8	40.4	30.9	-	-	-		
	72	103.3	5.7	66.5	57.0	47.6	38.1	-	-	99.9	6.3	64.9	55.4	46.0	36.5	-	-		
	67	95.9	5.5	81.5	72.0	62.6	53.1	43.6	-	92.6	6.2	80.0	70.5	61.0	51.6	42.1	-		
	62	88.0	5.4	88.0	86.3	76.8	67.3	57.8	48.3	84.8	6.1	84.8	83.9	74.5	65.0	55.5	46.1		
	57	77.7	5.2	77.7	77.7	72.2	62.8	53.3	43.8	80.1	6.0	80.1	80.1	73.1	63.6	54.2	44.7		
2625	77	114.0	6.0	56.3	45.6	34.8	-	-	-	110.2	6.5	54.6	44.0	33.3	-	-	-		
	72	106.3	5.7	72.3	61.6	50.9	40.1	-	-	102.7	6.3	70.8	60.2	49.6	38.9	-	-		
	67	98.7	5.4	88.4	77.6	66.9	56.2	45.5	-	95.2	6.2	87.1	76.4	65.8	55.2	44.5	-		
	62	90.6	5.4	90.6	89.7	82.2	71.9	60.7	50.0	87.1	6.1	87.1	86.7	80.3	69.6	59.0	48.3		
	57	79.9	5.2	79.9	79.9	77.2	67.3	55.8	45.0	82.3	6.0	82.3	82.3	78.8	68.2	57.5	46.9		
3000	77	117.2	5.9	61.0	49.1	37.1	-	-	-	113.1	6.5	59.4	47.5	35.7	-	-	-		
	72	109.3	5.7	78.1	66.2	54.2	42.2	-	-	105.4	6.4	76.8	65.0	53.1	41.3	-	-		
	67	101.4	5.4	95.2	83.2	71.3	59.3	47.3	-	97.7	6.2	94.2	82.4	70.5	58.7	46.9	-		
	62	93.1	5.4	93.1	93.1	87.5	76.5	63.6	51.6	89.5	6.1	89.5	89.5	86.1	74.2	62.4	50.6		
	57	82.2	5.2	82.2	82.2	82.2	71.7	58.3	46.3	84.5	6.0	84.5	84.5	84.5	72.7	60.8	49.0		
3375	72	109.2	5.8	83.0	70.2	57.3	44.4	-	-	105.4	6.4	81.6	68.8	56.0	43.2	-	-		
	67	101.3	5.5	98.2	88.2	75.3	62.5	49.6	-	97.7	6.3	96.0	87.2	74.3	61.5	48.7	-		
	62	93.0	5.5	93.0	93.0	90.2	77.8	64.5	51.6	89.5	6.2	89.5	89.5	87.8	75.0	62.1	49.3		
	57	82.1	5.3	82.1	82.1	82.1	70.0	56.4	43.5	84.5	6.1	84.5	84.5	84.5	71.7	58.9	46.0		
3750	72	109.1	5.9	87.9	74.2	60.4	46.6	-	-	105.5	6.5	86.5	72.6	58.8	45.0	-	-		
	67	101.2	5.6	101.2	93.2	79.4	65.7	51.9	-	97.8	6.3	97.8	91.9	78.1	64.3	50.5	-		
	62	92.9	5.6	92.9	92.9	92.9	79.1	65.3	51.6	89.5	6.2	89.5	89.5	89.5	75.7	61.9	48.1		
	57	82.0	5.4	82.0	82.0	82.0	68.2	54.4	40.7	84.5	6.1	84.5	84.5	84.5	70.7	56.9	43.1		
				95°F						105°F									
2250	77	103.7	6.9	48.1	38.7	29.2	-	-	-	99.2	8.0	47.5	38.1	28.6	-	-	-		
	72	96.5	6.9	63.3	53.8	44.4	35.0	-	-	92.2	8.0	62.1	52.6	43.2	33.7	-	-		
	67	89.4	6.9	78.4	69.0	59.5	50.1	40.7	-	85.2	8.0	76.6	67.2	57.7	48.3	38.8	-		
	62	81.6	6.7	81.6	81.6	72.1	62.7	53.3	43.8	77.9	7.7	77.9	77.9	69.2	59.7	50.3	40.9		
	57	82.5	6.7	82.5	82.5	74.0	64.5	55.1	45.7	78.8	7.8	78.8	78.8	70.0	60.5	51.1	41.6		
2625	77	106.4	7.0	52.9	42.3	31.8	-	-	-	101.7	8.1	53.5	41.7	31.1	-	-	-		
	72	99.0	7.0	69.4	58.8	48.2	37.7	-	-	94.5	8.1	68.1	57.5	46.9	36.3	-	-		
	67	91.7	6.9	85.8	75.3	64.7	54.1	43.6	-	87.3	8.0	82.8	73.3	62.7	52.1	41.5	-		
	62	83.7	6.8	83.7	83.7	78.4	67.3	57.2	46.7	79.9	7.8	79.9	79.9	75.2	64.4	54.0	43.4		
	57	84.6	6.7	84.6	84.6	80.4	69.1	59.2	48.7	80.7	7.9	80.7	80.7	76.1	65.1	54.8	44.2		
3000	77	109.0	7.1	57.7	46.0	34.3	-	-	-	104.1	8.1	59.4	45.4	33.6	-	-	-		
	72	101.5	7.0	75.5	63.8	52.1	40.4	-	-	96.8	8.1	74.2	62.5	50.7	38.9	-	-		
	67	94.0	7.0	93.3	81.5	69.8	58.1	46.4	-	89.4	8.1	89.0	79.5	67.8	56.0	44.3	-		
	62	85.8	6.8	85.8	85.8	84.6	72.0	61.2	49.5	81.8	7.9	81.8	81.8	81.2	69.0	57.7	46.0		
	57	86.8	6.8	86.8	86.8	86.8	73.6	63.4	51.7	82.7	7.9	82.7	82.7	82.1	69.6	58.6	46.9		
3375	72	101.7	7.1	80.2	67.5	54.7	41.9	-	-	96.9	8.1	79.2	66.3	53.5	40.7	-	-		
	67	94.2	7.0	93.8	86.1	73.3	60.5	47.7	-	89.5	8.1	89.4	83.7	71.5	58.7	45.8	-		
	62	86.0	6.8	86.0	86.0	85.4	72.1	59.8	47.0	82.0	7.9	82.0	82.0	81.7	68.6	56.0	43.2		
	57	86.9	6.8	86.9	86.9	86.9	73.4	61.4	48.6	82.8	7.9	82.8	82.8	82.6	69.3	56.9	44.1		
3750	72	101.9	7.1	85.0	71.1	57.3	43.4	-	-	97.1	8.1	84.1	70.2	56.3	42.4	-	-		
	67	94.3	7.0	94.3	90.7	76.8	62.9	49.1	-	89.7	8.1	89.7	87.9	75.3	61.4	47.4	-		
	62	86.1	6.9	86.1	86.1	86.1	72.3	58.4	44.5	82.1	7.9	82.1	82.1	82.1	68.2	54.3	40.4		
	57	87.1	6.9	87.1	87.1	87.1	73.2	59.4	45.5	83.0	7.9	83.0	83.0	83.0	69.1	55.2	41.2		

J07YC/J07NC (Continued)

Air on Evaporator Coil		Temperature of Air on Condenser Coil															
CFM	WB (°F)	Total Capacity ¹ (MBh)	Total Input (kW) ²	Sensible Capacity (MBh)						Total Capacity ¹ (MBh)	Total Input (kW) ²	Sensible Capacity (MBh)					
				Return Dry Bulb (°F)								Return Dry Bulb (°F)					
				90	85	80	75	70	65			90	85	80	75	70	65
				115°F						125°F							
2250	77	94.7	9.0	46.9	37.5	28.0	-	-	-	90.2	10.1	46.3	36.9	27.4	-	-	-
	72	87.8	9.1	60.9	51.4	42.0	32.5	-	-	83.4	10.2	59.7	50.2	40.8	31.3	-	-
	67	80.9	9.1	74.8	65.4	55.9	46.5	37.0	-	76.7	10.3	73.0	63.6	54.1	44.6	35.2	-
	62	74.3	8.8	74.3	74.3	66.2	56.8	47.3	37.9	70.6	9.9	70.6	70.6	63.3	53.8	44.3	34.9
	57	75.0	8.9	75.0	75.0	66.0	56.5	47.0	37.6	71.3	10.0	71.3	71.3	61.9	52.5	43.0	33.5
2625	77	97.0	9.1	54.0	41.1	30.5	-	-	-	92.3	10.1	54.6	40.5	29.8	-	-	-
	72	89.9	9.1	66.9	56.3	45.6	35.0	-	-	85.3	10.2	65.7	55.0	44.3	33.7	-	-
	67	82.8	9.2	79.8	71.4	60.8	50.2	39.5	-	78.4	10.3	76.8	69.5	58.9	48.2	37.5	-
	62	76.1	8.8	76.1	76.1	72.0	61.4	50.8	40.1	72.2	9.9	72.2	72.2	68.9	58.4	47.5	36.9
	57	76.8	9.0	76.8	76.8	71.7	61.1	50.5	39.8	72.9	10.1	72.9	72.9	67.4	57.1	46.1	35.4
3000	77	99.2	9.1	61.1	44.7	32.9	-	-	-	94.3	10.2	62.8	44.1	32.2	-	-	-
	72	92.0	9.2	72.9	61.1	49.3	37.5	-	-	87.2	10.3	71.7	59.8	47.9	36.1	-	-
	67	84.8	9.2	84.8	77.5	65.7	53.9	42.1	-	80.2	10.3	80.2	75.5	63.6	51.8	39.9	-
	62	77.8	8.9	77.8	77.8	77.8	66.0	54.2	42.4	73.8	9.9	73.8	73.8	73.8	63.0	50.7	38.8
	57	78.6	9.0	78.6	77.5	65.7	53.9	42.1	-	74.5	10.1	74.5	74.5	72.9	61.8	49.1	37.3
3375	72	92.2	9.2	78.1	65.2	52.3	39.4	-	-	87.4	10.2	77.0	64.1	51.2	38.2	-	-
	67	84.9	9.2	84.9	81.3	69.7	56.8	44.0	-	80.3	10.3	80.3	78.9	67.9	55.0	42.1	-
	62	78.0	8.9	78.0	78.0	78.0	65.1	52.2	39.3	74.0	9.9	74.0	74.0	74.0	61.5	48.4	35.4
	57	78.7	9.0	78.7	78.7	78.2	65.3	52.4	39.5	74.6	10.1	74.6	74.6	73.8	61.3	47.9	35.0
3750	72	92.3	9.1	83.3	69.3	55.4	41.4	-	-	87.5	10.2	82.4	68.4	54.4	40.4	-	-
	67	85.1	9.2	85.1	85.1	73.8	59.8	45.8	-	80.4	10.3	80.4	80.4	72.2	58.2	44.2	-
	62	78.1	8.9	78.1	78.1	78.1	64.1	50.2	36.2	74.1	9.9	74.1	74.1	74.1	60.1	46.1	32.1
	57	78.9	9.0	78.9	78.9	78.9	64.9	51.0	37.0	74.8	10.0	74.8	74.8	74.8	60.8	46.8	32.8

¹ These capacities are gross ratings. For net capacity, deduct supply air blower motor, MBh. Example: Refer to the appropriate Blower Performance Table for the BHP of the supply air blower motor, MBh = 3.415 x kW and kW = BHP x 0.746 ÷ nameplate rated motor efficiency.

² These ratings include the condenser fan motors and the compressor motors but not the supply air blower motor.

J07YC/J10NC

Air on Evaporator Coil		Temperature of Air on Condenser Coil																		
CFM	WB (°F)	Total Capacity ¹ (MBh)	Total Input (kW) ²	Sensible Capacity (MBh)						Total Capacity ¹ (MBh)	Total Input (kW) ²	Sensible Capacity (MBh)								
				Return Dry Bulb (°F)								Return Dry Bulb (°F)								
				90	85	80	75	70	65			90	85	80	75	70	65			
		75°F						85°F												
2250	77	105.1	6.0	49.2	40.2	31.1	-	-	-	108.2	6.6	50.3	41.2	32.1	-	-	-			
	72	100.1	5.8	63.3	54.2	45.1	36.0	-	-	101.4	6.5	63.6	54.6	45.5	36.4	-	-			
	67	95.1	5.7	77.3	68.2	59.1	50.0	40.9	-	94.6	6.3	77.0	67.9	58.8	49.7	40.7	-			
	62	87.9	5.6	87.9	80.9	71.8	62.7	53.7	44.6	87.7	6.2	87.7	80.9	71.8	62.7	53.7	44.6			
	57	83.1	5.5	83.1	83.1	76.8	67.7	58.6	49.5	84.1	6.2	84.1	84.1	77.2	68.2	59.1	50.0			
2625	77	109.8	6.0	53.6	43.4	33.2	-	-	-	112.0	6.7	54.5	44.3	34.1	-	-	-			
	72	104.5	5.9	68.6	58.3	48.1	37.9	-	-	105.0	6.5	68.6	58.4	48.3	38.1	-	-			
	67	99.3	5.7	83.5	73.3	63.1	52.9	42.6	-	97.9	6.4	82.8	72.6	62.4	52.2	42.1	-			
	62	91.8	5.6	91.8	86.9	76.7	66.8	56.2	46.0	90.7	6.2	90.7	86.4	76.2	66.0	55.8	45.7			
	57	86.7	5.6	86.7	86.7	82.0	72.3	61.5	51.3	87.1	6.2	87.1	87.1	82.0	71.8	61.6	51.4			
3000	77	114.5	6.1	58.0	46.6	35.3	-	-	-	115.8	6.7	58.7	47.4	36.1	-	-	-			
	72	109.0	5.9	73.9	62.5	51.2	39.8	-	-	108.5	6.6	73.6	62.3	51.1	39.8	-	-			
	67	103.5	5.8	89.8	78.4	67.1	55.7	44.4	-	101.2	6.4	88.6	77.3	66.0	54.7	43.4	-			
	62	95.7	5.7	95.7	92.9	81.5	70.8	58.8	47.5	93.8	6.3	93.8	91.9	80.6	69.3	58.0	46.7			
	57	90.4	5.6	90.4	90.4	87.1	76.9	64.4	53.1	90.0	6.3	90.0	90.0	86.7	75.4	64.1	52.8			
3375	72	110.2	6.0	77.6	65.3	53.1	40.8	-	-	110.3	6.6	77.7	65.4	53.2	40.9	-	-			
	67	104.6	5.8	94.1	81.8	69.5	57.3	45.0	-	102.9	6.5	93.3	81.0	68.8	56.5	44.3	-			
	62	96.7	5.7	96.7	95.3	84.5	72.6	60.0	47.7	95.3	6.3	95.3	94.4	84.0	71.7	59.5	47.2			
	57	91.4	5.6	91.4	91.4	89.8	78.0	65.2	53.0	91.5	6.3	91.5	91.5	89.8	77.6	65.3	53.1			
	72	111.4	6.0	81.3	68.1	54.9	41.8	-	-	112.1	6.6	81.7	68.5	55.3	42.1	-	-			
3750	67	105.8	5.9	98.4	85.2	72.0	58.8	45.6	-	104.5	6.5	97.9	84.7	71.5	58.3	45.1	-			
	62	97.8	5.7	97.8	97.8	87.5	74.3	61.1	47.9	96.8	6.4	96.8	96.8	87.3	74.1	60.9	47.7			
	57	92.4	5.7	92.4	92.4	82.4	79.2	66.0	52.8	93.0	6.3	93.0	93.0	83.0	79.8	66.6	53.4			
			95°F						105°F											
	2250	77	111.4	7.2	51.3	42.3	33.2	-	-	-	107.2	8.2	49.9	40.9	31.8	-	-	-		
72		102.8	7.1	64.0	54.9	45.9	36.8	-	-	99.1	8.0	62.6	53.5	44.5	35.4	-	-			
67		94.2	7.0	76.7	67.6	58.5	49.5	40.4	-	90.9	7.9	75.3	66.2	57.1	48.1	39.0	-			
62		87.4	6.8	87.4	80.9	71.8	62.7	53.6	44.6	84.0	7.8	84.0	79.3	70.2	61.1	52.0	43.0			
57		85.2	6.8	85.2	85.2	77.7	68.6	59.6	50.5	82.3	7.7	82.3	82.3	74.9	65.8	56.8	47.7			
2625	77	114.2	7.3	55.3	45.2	35.0	-	-	-	110.2	8.3	53.9	43.8	33.6	-	-	-			
	72	105.4	7.2	68.7	58.5	48.4	38.2	-	-	101.8	8.1	67.4	57.2	47.0	36.9	-	-			
	67	96.6	7.0	82.1	71.9	61.8	51.6	41.5	-	93.4	8.0	80.8	70.6	60.5	50.3	40.1	-			
	62	89.6	6.9	89.6	85.9	75.8	65.3	55.5	45.3	86.3	7.9	86.3	83.7	74.3	63.9	53.9	43.8			
	57	87.4	6.8	87.4	87.4	82.0	71.3	61.7	51.6	84.6	7.8	84.6	84.6	79.3	68.8	58.9	48.8			
3000	77	117.1	7.3	59.3	48.1	36.9	-	-	-	113.1	8.3	58.0	46.7	35.5	-	-	-			
	72	108.0	7.2	73.4	62.2	50.9	39.7	-	-	104.5	8.2	72.1	60.9	49.6	38.4	-	-			
	67	99.0	7.1	87.5	76.2	65.0	53.8	42.5	-	95.9	8.1	86.3	75.0	63.8	52.5	41.3	-			
	62	91.9	6.9	91.9	91.0	79.7	67.9	57.3	46.0	88.6	7.9	88.6	88.2	78.3	66.8	55.8	44.6			
	57	89.6	6.9	89.6	89.6	86.3	74.0	63.8	52.6	86.9	7.8	86.9	86.9	83.6	71.8	61.1	49.8			
3375	72	110.4	7.2	77.7	65.5	53.3	41.1	-	-	106.7	8.2	76.4	64.2	52.0	39.7	-	-			
	67	101.2	7.1	92.5	80.2	68.0	55.8	43.6	-	97.9	8.1	91.3	79.0	66.8	54.6	42.3	-			
	62	93.9	7.0	93.9	93.4	83.4	70.9	59.0	46.8	90.5	8.0	90.5	90.3	82.0	69.7	57.6	45.3			
	57	91.5	6.9	91.5	91.5	89.9	77.1	65.5	53.2	88.7	7.9	88.7	88.7	87.1	74.6	62.6	50.4			
	72	112.8	7.3	82.1	68.9	55.7	42.4	-	-	108.9	8.3	80.8	67.6	54.3	41.1	-	-			
3750	67	103.3	7.1	97.4	84.2	71.0	57.8	44.6	-	100.0	8.1	96.3	83.0	69.8	56.6	43.4	-			
	62	95.9	7.0	95.9	95.9	87.1	73.9	60.7	47.5	92.4	8.0	92.4	92.4	85.8	72.5	59.3	46.1			
	57	93.5	6.9	93.5	93.5	93.5	80.3	67.1	53.9	90.5	7.9	90.5	90.5	90.5	77.3	64.1	50.9			

J07YC/J10NC (Continued)

Air on Evaporator Coil		Temperature of Air on Condenser Coil															
CFM	WB (°F)	Total Capacity ¹ (MBh)	Total Input (kW) ²	Sensible Capacity (MBh)					Total Capacity ¹ (MBh)	Total Input (kW) ²	Sensible Capacity (MBh)						
				Return Dry Bulb (°F)							Return Dry Bulb (°F)						
				90	85	80	75	70			65	90	85	80	75	70	65
115°F										125°F							
2250	77	103.1	9.1	48.5	39.5	30.4	-	-	-	98.9	10.1	47.1	38.0	29.0	-	-	-
	72	95.4	9.0	61.2	52.1	43.1	34.0	-	-	91.6	9.9	59.8	50.7	41.7	32.6	-	-
	67	87.6	8.9	73.9	64.8	55.8	46.7	37.6	-	84.4	9.8	72.5	63.4	54.4	45.3	36.2	-
	62	80.6	8.7	80.6	77.7	68.6	59.5	50.4	41.4	77.2	9.7	77.2	76.0	67.0	57.9	48.8	39.8
	57	79.5	8.6	79.5	79.5	72.1	63.0	54.0	44.9	76.6	9.5	76.6	76.6	69.3	60.2	51.2	42.1
2625	77	106.1	9.2	52.6	42.4	32.2	-	-	-	102.1	10.2	51.2	41.0	30.8	-	-	-
	72	98.2	9.1	66.0	55.9	45.7	35.5	-	-	94.6	10.1	64.7	54.5	44.3	34.2	-	-
	67	90.3	9.0	79.5	69.3	59.1	49.0	38.8	-	87.1	9.9	78.2	68.0	57.8	47.7	37.5	-
	62	83.0	8.8	83.0	81.5	72.8	62.6	52.4	42.3	79.7	9.8	79.7	79.3	71.2	61.2	50.9	40.7
	57	81.8	8.7	81.8	81.8	76.5	66.3	56.2	46.0	79.0	9.6	79.0	79.0	73.7	63.8	53.4	43.2
3000	77	109.2	9.3	56.6	45.3	34.1	-	-	-	105.3	10.3	55.2	44.0	32.7	-	-	-
	72	101.0	9.2	70.8	59.6	48.3	37.0	-	-	97.5	10.2	69.5	58.3	47.0	35.7	-	-
	67	92.9	9.1	85.1	73.8	62.5	51.3	40.0	-	89.8	10.1	83.9	72.6	61.3	50.0	38.7	-
	62	85.4	8.9	85.4	85.4	76.9	65.7	54.4	43.1	82.2	10.0	82.2	82.2	75.5	64.5	53.0	41.7
	57	84.2	8.8	84.2	84.2	80.9	69.6	58.4	47.1	81.5	9.8	81.5	81.5	78.2	67.4	55.6	44.3
3375	72	103.1	9.2	75.2	62.9	50.7	38.4	-	-	99.4	10.2	73.9	61.6	49.3	37.1	-	-
	67	94.7	9.1	90.1	77.8	65.6	53.3	41.1	-	91.5	10.1	88.9	76.6	64.4	52.1	39.8	-
	62	87.1	9.0	87.1	87.1	80.7	68.4	56.2	43.9	83.7	10.0	83.7	83.7	79.3	67.2	54.7	42.5
	57	85.9	8.8	85.9	85.9	84.2	72.0	59.7	47.5	83.0	9.8	83.0	83.0	81.4	69.4	56.8	44.6
	72	105.1	9.2	79.5	66.2	53.0	39.8	-	-	101.3	10.2	78.2	64.9	51.7	38.4	-	-
3750	67	96.6	9.1	95.1	81.9	68.6	55.4	42.1	-	93.2	10.1	93.2	80.7	67.4	54.2	40.9	-
	62	88.8	9.0	88.8	88.8	84.4	71.2	57.9	44.7	85.3	10.0	85.3	85.3	83.1	69.8	56.5	43.3
	57	87.6	8.8	87.6	87.6	87.6	74.3	61.1	47.8	84.6	9.8	84.6	84.6	84.6	71.3	58.1	44.8

¹ These capacities are gross ratings. For net capacity, deduct supply air blower motor, MBh. Example: Refer to the appropriate Blower Performance Table for the BHP of the supply air blower motor, MBh = 3.415 x kW and kW = BHP x 0.746 ÷ nameplate rated motor efficiency.

² These ratings include the condenser fan motors and the compressor motors but not the supply air blower motor.

J10YC/J10NC

Air on Evaporator Coil		Temperature of Air on Condenser Coil															
CFM	WB (°F)	Total Capacity ¹ (MBh)	Total Input (kW) ²	Sensible Capacity (MBh)						Total Capacity ¹ (MBh)	Total Input (kW) ²	Sensible Capacity (MBh)					
				Return Dry Bulb (°F)								Return Dry Bulb (°F)					
				90	85	80	75	70	65			90	85	80	75	70	65
		75°F							85°F								
3000	77	142.3	7.5	64.7	52.6	40.5	-	-	-	139.4	8.5	67.1	54.6	42.1	-	-	-
	72	133.9	7.4	84.4	72.2	60.1	48.0	-	-	129.5	8.4	85.3	72.8	60.3	47.8	-	-
	67	125.5	7.3	104.0	91.9	79.8	67.7	55.6	-	119.6	8.3	103.4	90.9	78.5	66.0	53.5	-
	62	115.0	7.3	115.0	109.5	94.2	82.0	69.9	57.8	111.3	8.2	111.3	108.6	96.1	83.6	71.1	58.6
	57	111.2	7.2	111.2	111.2	99.9	87.8	75.7	63.6	108.8	8.3	108.8	108.8	99.2	86.7	74.2	61.7
3500	77	151.4	7.5	72.3	58.7	45.2	-	-	-	147.0	8.5	74.2	60.2	46.1	-	-	-
	72	142.4	7.4	94.1	80.6	67.0	53.5	-	-	136.6	8.4	94.1	80.0	66.0	51.9	-	-
	67	133.4	7.3	116.0	102.5	88.9	75.4	61.8	-	126.1	8.3	114.0	99.9	85.9	71.8	57.8	-
	62	122.3	7.3	122.3	119.6	105.0	92.1	77.9	64.4	117.4	8.3	117.4	116.1	105.2	91.1	77.1	63.1
	57	118.3	7.2	118.3	118.3	111.3	98.6	84.2	70.7	114.8	8.3	114.8	114.8	108.6	94.6	80.5	66.5
4000	77	160.5	7.5	79.8	64.9	49.9	-	-	-	154.6	8.6	81.3	65.7	50.1	-	-	-
	72	150.9	7.4	103.9	88.9	73.9	59.0	-	-	143.7	8.5	102.9	87.3	71.7	56.1	-	-
	67	141.4	7.3	128.0	113.0	98.0	83.0	68.1	-	132.7	8.4	124.5	108.9	93.3	77.7	62.1	-
	62	129.6	7.3	129.6	129.6	115.9	102.2	86.0	71.0	123.5	8.3	123.5	123.5	114.3	98.7	83.1	67.5
	57	125.4	7.2	125.4	125.4	122.8	109.5	92.8	77.8	120.7	8.3	120.7	120.7	118.0	102.4	86.8	71.2
4500	72	154.4	7.5	110.8	94.3	77.8	61.4	-	-	148.2	8.5	110.7	93.7	76.6	59.6	-	-
	67	144.7	7.4	138.0	119.7	103.2	86.8	70.3	-	136.9	8.4	132.8	116.7	99.7	82.6	65.6	-
	62	132.6	7.3	132.6	132.6	124.4	108.6	91.5	75.0	127.4	8.3	127.4	127.4	122.1	105.1	88.0	70.9
	57	128.3	7.3	128.3	128.3	127.0	111.4	94.0	77.6	124.6	8.3	124.6	124.6	123.2	106.1	89.1	72.0
	72	157.9	7.5	117.6	99.7	81.7	63.8	-	-	152.7	8.5	118.6	100.0	81.5	63.0	-	-
5000	67	148.0	7.4	148.0	126.4	108.5	90.5	72.6	-	141.1	8.4	141.1	124.6	106.1	87.6	69.1	-
	62	135.6	7.3	135.6	135.6	132.9	114.9	97.0	79.1	131.3	8.3	131.3	131.3	129.9	111.4	92.9	74.4
	57	131.2	7.3	131.2	131.2	131.2	113.2	95.3	77.4	128.4	8.4	128.4	128.4	128.4	109.9	91.4	72.8
			95°F							105°F							
	3000	77	136.4	9.5	69.6	56.7	43.8	-	-	-	127.0	10.7	66.5	53.5	40.6	-	-
72		125.1	9.4	86.2	73.3	60.5	47.6	-	-	117.1	10.7	83.6	70.6	57.7	44.8	-	-
67		113.7	9.3	102.9	90.0	77.1	64.2	51.3	-	107.2	10.6	100.7	87.8	74.8	61.9	48.9	-
62		107.7	9.2	107.7	107.7	98.1	85.2	72.3	59.4	100.8	10.5	100.8	100.8	93.7	80.8	67.9	54.9
57		106.5	9.3	106.5	106.5	98.6	85.7	72.8	59.9	100.2	10.6	100.2	100.2	91.6	78.7	65.8	52.8
3500	77	142.6	9.5	76.1	61.6	47.1	-	-	-	133.4	10.8	75.3	58.7	44.1	-	-	-
	72	130.7	9.4	94.0	79.5	64.9	50.4	-	-	123.1	10.7	92.0	77.3	62.7	48.1	-	-
	67	118.9	9.4	111.9	97.4	82.8	68.3	53.7	-	112.7	10.6	108.7	96.0	81.3	66.7	52.0	-
	62	112.6	9.2	112.6	112.6	105.3	90.2	76.3	61.7	106.0	10.5	106.0	106.0	101.9	86.9	72.6	57.9
	57	111.3	9.4	111.3	111.3	105.9	90.5	76.8	62.3	105.3	10.6	105.3	105.3	99.5	84.5	70.3	55.6
4000	77	148.8	9.6	82.7	66.5	50.3	-	-	-	139.9	10.8	84.1	63.9	47.6	-	-	-
	72	136.4	9.5	101.8	85.6	69.4	53.2	-	-	129.0	10.7	100.4	84.0	67.7	51.3	-	-
	67	124.0	9.4	120.9	104.7	88.5	72.3	56.1	-	118.2	10.6	116.6	104.1	87.8	71.5	55.1	-
	62	117.4	9.2	117.4	117.4	112.6	95.1	80.2	64.0	111.1	10.5	111.1	111.1	110.0	93.0	77.3	60.9
	57	116.1	9.4	116.1	116.1	113.2	95.3	80.8	64.6	110.5	10.6	110.5	110.5	107.4	90.2	74.7	58.4
4500	72	142.0	9.5	110.7	93.0	75.4	57.7	-	-	133.3	10.7	109.1	91.2	73.2	55.2	-	-
	67	129.1	9.4	127.5	113.8	96.1	78.5	60.8	-	122.1	10.6	121.3	112.3	95.0	77.0	59.0	-
	62	122.2	9.3	122.2	122.2	119.8	101.5	84.5	66.9	114.8	10.5	114.8	114.8	114.3	96.0	78.3	60.4
	57	120.8	9.4	120.8	120.8	119.4	100.9	84.1	66.4	114.1	10.6	114.1	114.1	112.6	94.2	76.7	58.7
	72	147.5	9.5	119.5	100.4	81.3	62.2	-	-	137.7	10.7	117.9	98.3	78.7	59.1	-	-
5000	67	134.1	9.4	134.1	122.8	103.7	84.6	65.5	-	126.1	10.7	126.1	120.4	102.1	82.5	62.9	-
	62	127.0	9.3	127.0	127.0	127.0	107.9	88.8	69.7	118.5	10.5	118.5	118.5	118.5	99.0	79.4	59.8
	57	125.6	9.4	125.6	125.6	125.6	106.5	87.4	68.3	117.8	10.6	117.8	117.8	117.8	98.2	78.7	59.1

J10YC/J10NC (Continued)

Air on Evaporator Coil		Temperature of Air on Condenser Coil																	
CFM	WB (°F)	Total Capacity ¹ (MBh)	Total Input (kW) ²	Sensible Capacity (MBh)						Total Capacity ¹ (MBh)	Total Input (kW) ²	Sensible Capacity (MBh)							
				Return Dry Bulb (°F)								Return Dry Bulb (°F)							
				90	85	80	75	70	65			90	85	80	75	70	65		
		115°F									125°F								
3000	77	117.5	12.0	63.4	50.4	37.4	-	-	-	108.0	13.2	60.3	47.2	34.1	-	-	-		
	72	109.1	11.9	81.0	68.0	55.0	41.9	-	-	101.2	13.2	78.4	65.3	52.2	39.1	-	-		
	67	100.8	11.9	98.6	85.6	72.6	59.5	46.5	-	94.3	13.1	94.3	83.4	70.3	57.2	44.1	-		
	62	94.0	11.8	94.0	94.0	89.4	76.4	63.4	50.4	87.2	13.0	87.2	87.2	85.1	72.0	59.0	45.9		
	57	94.0	11.8	94.0	94.0	84.7	71.7	58.7	45.7	87.8	13.1	87.8	87.8	77.8	64.7	51.7	38.6		
3500	77	124.2	12.0	74.4	55.8	41.1	-	-	-	115.1	13.2	73.6	53.0	38.1	-	-	-		
	72	115.4	11.9	89.9	75.2	60.4	45.7	-	-	107.7	13.2	87.9	73.1	58.2	43.4	-	-		
	67	106.6	11.9	105.5	94.6	79.8	65.1	50.3	-	100.4	13.1	100.4	93.2	78.3	63.5	48.6	-		
	62	99.4	11.8	99.4	99.4	98.4	83.6	68.9	54.1	92.8	13.0	92.8	92.8	92.8	80.4	65.2	50.3		
	57	99.4	11.8	99.4	99.4	93.2	78.5	63.7	49.0	93.5	13.1	93.5	93.5	86.9	72.4	57.2	42.3		
4000	77	131.0	12.0	85.5	61.3	44.8	-	-	-	122.1	13.2	86.9	58.7	42.1	-	-	-		
	72	121.7	11.9	98.9	82.4	65.9	49.5	-	-	114.3	13.2	97.5	80.8	64.2	47.6	-	-		
	67	112.3	11.9	112.3	103.5	87.1	70.6	54.1	-	106.5	13.1	106.5	103.0	86.3	69.7	53.1	-		
	62	104.8	11.8	104.8	104.8	107.3	90.8	74.4	57.9	98.5	13.1	98.5	98.5	98.5	88.7	71.4	54.8		
	57	104.8	11.8	104.8	104.8	101.7	85.2	68.7	52.2	99.2	13.1	99.2	99.2	95.9	80.1	62.7	46.0		
4500	72	124.7	11.9	107.6	89.3	71.0	52.8	-	-	116.1	13.2	106.1	87.5	68.9	50.3	-	-		
	67	115.2	11.9	115.2	110.8	93.8	75.5	57.2	-	108.2	13.1	108.2	108.2	92.6	74.0	55.4	-		
	62	107.4	11.8	107.4	107.4	108.7	90.4	72.1	53.8	100.0	13.1	100.0	100.0	100.0	84.9	65.9	47.3		
	57	107.4	11.8	107.4	107.4	105.9	87.6	69.3	51.0	100.7	13.1	100.7	100.7	99.1	80.9	61.9	43.3		
	5000	72	127.8	12.0	116.3	96.2	76.1	56.1	-	-	117.9	13.2	114.7	94.1	73.6	53.0	-	-	
67		118.0	11.9	118.0	118.0	100.5	80.4	60.4	-	109.9	13.1	109.9	109.9	98.9	78.4	57.8	-		
62		110.1	11.8	110.1	110.1	110.1	90.0	69.9	49.8	101.6	13.0	101.6	101.6	101.6	81.0	60.4	39.9		
57		110.1	11.9	110.1	110.1	110.1	90.0	69.9	49.8	102.3	13.1	102.3	102.3	102.3	81.7	61.2	40.6		

- ¹ These capacities are gross ratings. For net capacity, deduct supply air blower motor, MBh. Example: Refer to the appropriate Blower Performance Table for the BHP of the supply air blower motor, MBh = 3.415 x kW and kW = BHP x 0.746 ÷ nameplate rated motor efficiency.
- ² These ratings include the condenser fan motors and the compressor motors but not the supply air blower motor.

J10YD/J10ND

Air on Evaporator Coil		Temperature of Air on Condenser Coil																		
CFM	WB (°F)	Total Capacity ¹ (MBh)	Total Input (kW) ²	Sensible Capacity (MBh)						Total Capacity ¹ (MBh)	Total Input (kW) ²	Sensible Capacity (MBh)								
				Return Dry Bulb (°F)								Return Dry Bulb (°F)								
				90	85	80	75	70	65			90	85	80	75	70	65			
		75°F						85°F												
3000	77	138.1	7.5	63.6	51.7	39.9	-	-	-	132.8	8.6	62.9	50.8	38.7	-	-	-			
	72	130.1	7.4	82.9	71.0	59.2	47.4	-	-	124.4	8.4	81.7	69.6	57.5	45.4	-	-			
	67	122.0	7.2	102.2	90.4	78.5	66.7	54.8	-	115.9	8.3	100.6	88.5	76.4	64.3	52.2	-			
	62	112.3	7.2	112.3	108.5	94.8	83.0	71.1	59.3	106.3	8.2	106.3	104.4	92.3	80.2	68.1	56.0			
	57	108.2	7.1	108.2	108.6	99.9	88.0	76.2	64.3	105.7	8.2	105.7	105.7	95.1	83.0	70.9	58.8			
3500	77	147.1	7.5	70.5	57.3	44.0	-	-	-	141.3	8.6	70.1	56.5	42.8	-	-	-			
	72	138.4	7.4	91.8	78.6	65.3	52.0	-	-	132.4	8.4	91.0	77.3	63.6	50.0	-	-			
	67	129.8	7.3	113.1	99.9	86.6	73.3	60.0	-	123.4	8.3	111.9	98.2	84.5	70.8	57.1	-			
	62	119.5	7.2	119.5	117.6	104.6	91.9	78.0	64.7	113.2	8.2	113.2	112.2	102.1	88.5	74.8	61.1			
	57	115.1	7.2	115.1	115.4	110.1	97.8	83.6	70.3	112.5	8.2	112.5	112.5	105.3	91.6	77.9	64.2			
4000	77	156.0	7.6	77.5	62.8	48.1	-	-	-	149.9	8.6	77.4	62.1	46.9	-	-	-			
	72	146.8	7.4	100.8	86.1	71.4	56.7	-	-	140.4	8.4	100.3	85.0	69.8	54.5	-	-			
	67	137.7	7.3	124.1	109.4	94.6	79.9	65.2	-	130.9	8.3	123.2	107.9	92.6	77.4	62.1	-			
	62	126.8	7.2	126.8	126.8	114.3	100.8	84.9	70.2	120.0	8.2	120.0	120.0	112.0	96.7	81.4	66.2			
	57	122.1	7.2	122.1	122.1	120.4	107.5	91.0	76.3	119.3	8.2	119.3	119.3	115.4	100.1	84.9	69.6			
4500	72	152.4	7.5	108.1	92.0	76.0	60.0	-	-	145.8	8.5	107.7	91.1	74.5	57.9	-	-			
	67	142.9	7.3	136.1	116.8	100.8	84.8	68.8	-	135.9	8.3	132.1	115.5	98.9	82.3	65.7	-			
	62	131.5	7.2	131.5	131.5	123.1	107.7	91.1	75.1	124.6	8.2	124.6	124.6	119.5	102.9	86.3	69.7			
	57	126.7	7.2	126.7	126.7	125.9	110.8	93.9	77.8	123.9	8.2	123.9	123.9	121.9	105.3	88.7	72.1			
	72	157.9	7.5	115.3	98.0	80.7	63.4	-	-	151.2	8.5	115.2	97.2	79.2	61.2	-	-			
5000	67	148.1	7.4	148.1	124.3	107.0	89.7	72.4	-	141.0	8.3	141.0	123.1	105.1	87.2	69.2	-			
	62	136.3	7.3	136.3	136.3	132.0	114.6	97.3	80.0	129.3	8.3	129.3	129.3	127.1	109.1	91.1	73.1			
	57	131.3	7.3	131.3	131.3	131.3	114.0	96.7	79.4	128.5	8.2	128.5	128.5	128.5	110.5	92.5	74.6			
			95°F						105°F											
	3000	77	127.4	9.6	62.2	49.8	37.4	-	-	-	122.1	10.8	60.4	48.0	35.6	-	-	-		
72		118.7	9.5	80.6	68.2	55.9	43.5	-	-	112.7	10.7	78.3	65.8	53.4	41.0	-	-			
67		109.9	9.3	99.0	86.6	74.3	61.9	49.5	-	103.2	10.6	96.1	83.7	71.2	58.8	46.4	-			
62		100.4	9.2	100.4	100.4	89.8	77.5	65.1	52.7	95.0	10.5	95.0	95.0	86.6	74.1	61.7	49.3			
57		103.2	9.2	103.2	102.8	90.4	78.0	65.7	53.3	98.1	10.5	98.1	97.9	85.4	73.0	60.5	48.1			
3500	77	135.6	9.6	69.7	55.6	41.6	-	-	-	129.2	10.8	70.6	53.8	39.6	-	-	-			
	72	126.3	9.5	90.2	76.1	62.0	47.9	-	-	119.2	10.7	87.9	73.7	59.5	45.3	-	-			
	67	116.9	9.3	110.6	96.6	82.5	68.4	54.3	-	109.2	10.6	105.2	93.6	79.4	65.2	51.0	-			
	62	106.8	9.2	106.8	106.8	99.7	85.0	71.5	57.4	100.5	10.5	100.5	100.5	96.5	82.0	68.1	53.9			
	57	109.9	9.2	109.9	109.6	100.4	85.4	72.2	58.1	103.8	10.5	103.8	103.6	95.2	80.5	66.8	52.6			
4000	77	143.8	9.6	77.3	61.5	45.7	-	-	-	136.2	10.8	80.8	59.7	43.7	-	-	-			
	72	133.9	9.5	99.8	84.0	68.2	52.3	-	-	125.7	10.7	97.5	81.6	65.6	49.6	-	-			
	67	124.0	9.3	122.3	106.5	90.6	74.8	59.0	-	115.1	10.6	114.3	103.5	87.5	71.6	55.6	-			
	62	113.3	9.2	113.3	113.3	109.6	92.6	78.0	62.2	106.0	10.5	106.0	106.0	106.4	89.8	74.4	58.5			
	57	116.5	9.2	116.5	116.5	110.3	92.7	78.7	62.9	109.4	10.5	109.4	109.4	104.9	88.1	73.0	57.1			
4500	72	139.2	9.5	107.4	90.2	72.9	55.7	-	-	131.0	10.7	105.2	87.7	70.3	52.8	-	-			
	67	128.9	9.3	128.0	114.2	97.0	79.7	62.5	-	120.1	10.6	119.6	111.2	93.7	76.3	58.8	-			
	62	117.7	9.2	117.7	117.7	115.9	98.1	81.4	64.2	110.5	10.5	110.5	110.5	110.7	92.9	75.8	58.3			
	57	121.1	9.2	121.1	121.1	118.0	99.9	83.5	66.3	114.1	10.5	114.1	114.1	111.8	93.9	76.9	59.4			
	72	144.5	9.5	115.0	96.3	77.7	59.0	-	-	136.4	10.7	112.9	93.9	74.9	56.0	-	-			
5000	67	133.8	9.3	133.8	121.9	103.3	84.6	66.0	-	125.0	10.6	125.0	118.9	99.9	81.0	62.0	-			
	62	122.2	9.2	122.2	122.2	122.2	103.5	84.9	66.2	115.0	10.5	115.0	115.0	115.0	96.1	77.1	58.1			
	57	125.7	9.2	125.7	125.7	125.7	107.0	88.4	69.7	118.7	10.5	118.7	118.7	118.7	99.8	80.8	61.8			

J10YD/J10ND (Continued)

Air on Evaporator Coil		Temperature of Air on Condenser Coil															
CFM	WB (°F)	Total Capacity ¹ (MBh)	Total Input (kW) ²	Sensible Capacity (MBh)						Total Capacity ¹ (MBh)	Total Input (kW) ²	Sensible Capacity (MBh)					
				Return Dry Bulb (°F)								Return Dry Bulb (°F)					
				90	85	80	75	70	65			90	85	80	75	70	65
115°F												125°F					
3000	77	116.8	12.1	58.7	46.2	33.7	-	-	-	111.5	13.3	57.0	44.4	31.8	-	-	-
	72	106.7	11.9	75.9	63.4	50.9	38.4	-	-	100.7	13.2	73.6	61.1	48.5	35.9	-	-
	67	96.6	11.8	93.2	80.7	68.2	55.7	43.2	-	89.9	13.1	89.9	77.7	65.1	52.6	40.0	-
	62	89.7	11.7	89.7	89.7	83.3	70.8	58.3	45.8	84.4	12.9	84.4	84.4	80.0	67.5	54.9	42.3
	57	93.0	11.7	93.0	92.9	80.4	67.9	55.4	42.9	87.9	12.9	87.9	87.9	75.5	62.9	50.3	37.8
3500	77	122.7	12.1	71.5	52.0	37.7	-	-	-	116.2	13.3	72.4	50.2	35.8	-	-	-
	72	112.1	11.9	85.6	71.3	57.0	42.7	-	-	105.0	13.2	83.3	68.9	54.5	40.1	-	-
	67	101.4	11.8	99.7	90.6	76.3	62.0	47.7	-	93.7	13.1	93.7	87.6	73.2	58.8	44.4	-
	62	94.2	11.7	94.2	94.2	93.2	78.9	64.6	50.3	88.0	12.9	88.0	88.0	88.0	75.8	61.1	46.7
	57	97.7	11.7	97.7	97.6	90.0	75.7	61.4	47.1	91.5	13.0	91.5	91.5	84.8	70.9	56.0	41.6
4000	77	128.6	12.1	84.3	57.8	41.7	-	-	-	120.9	13.3	87.7	56.0	39.7	-	-	-
	72	117.4	11.9	95.3	79.2	63.1	46.9	-	-	109.2	13.2	93.0	76.8	60.5	44.2	-	-
	67	106.3	11.8	106.3	100.5	84.4	68.3	52.2	-	97.4	13.1	97.4	97.4	81.3	65.0	48.8	-
	62	98.8	11.7	98.8	98.8	103.1	87.0	70.9	54.8	91.5	12.9	91.5	91.5	91.5	84.2	67.3	51.1
	57	102.3	11.7	102.3	102.3	99.6	83.5	67.3	51.2	95.2	13.0	95.2	95.2	94.2	78.8	61.7	45.4
4500	72	122.9	12.0	103.0	85.3	67.6	49.9	-	-	114.7	13.2	100.8	82.9	65.0	47.0	-	-
	67	111.2	11.8	111.2	108.2	90.5	72.8	55.1	-	102.4	13.1	102.4	102.4	87.3	69.3	51.4	-
	62	103.3	11.7	103.3	103.3	105.5	87.8	70.1	52.4	96.1	12.9	96.1	96.1	96.1	82.6	64.4	46.5
	57	107.1	11.7	107.1	107.1	105.7	88.0	70.3	52.6	100.0	13.0	100.0	100.0	99.5	82.0	63.6	45.7
	5000	72	128.3	12.0	110.8	91.5	72.2	52.9	-	-	120.2	13.3	108.7	89.0	69.4	49.8	-
67		116.1	11.9	116.1	115.9	96.6	77.3	58.0	-	107.3	13.2	107.3	107.3	93.3	73.7	54.1	-
62		107.9	11.7	107.9	107.9	107.9	88.6	69.3	50.0	100.7	13.0	100.7	100.7	100.7	81.1	61.5	41.9
57		111.8	11.8	111.8	111.8	111.8	92.5	73.2	53.9	104.8	13.0	104.8	104.8	104.8	85.2	65.6	46.0

- 1 These capacities are gross ratings. For net capacity, deduct supply air blower motor, MBh. Example: Refer to the appropriate Blower Performance Table for the BHP of the supply air blower motor, MBh = 3.415 x kW and kW = BHP x 0.746 ÷ nameplate rated motor efficiency.
- 2 These ratings include the condenser fan motors and the compressor motors but not the supply air blower motor.

J12YC/J15NC

Air on Evaporator Coil		Temperature of Air on Condenser Coil																
CFM	WB (°F)	Total Capacity ¹ (MBh)	Total Input (kW) ²	Sensible Capacity (MBh)						Total Capacity ¹ (MBh)	Total Input (kW) ²	Sensible Capacity (MBh)						
				Return Dry Bulb (°F)								Return Dry Bulb (°F)						
				90	85	80	75	70	65			90	85	80	75	70	65	
		75°F								85°F								
3750	77	178.5	10.2	87.6	71.1	54.7	-	-	-	172.2	11.3	84.0	67.6	51.2	-	-	-	
	72	168.2	9.9	111.9	95.4	78.9	62.4	-	-	161.2	11.0	108.3	91.9	75.5	59.2	-	-	
	67	157.9	9.6	136.1	119.6	103.1	86.7	70.2	-	150.1	10.7	132.5	116.2	99.8	83.4	67.1	-	
	62	144.8	9.4	144.8	144.8	129.3	112.8	96.3	79.8	138.9	10.6	138.9	138.9	126.4	110.1	93.7	77.3	
	57	149.7	9.5	149.7	149.7	137.7	121.2	104.7	88.3	143.9	10.7	143.9	143.9	130.6	114.3	97.9	81.5	
4375	77	184.7	10.2	94.2	77.2	58.5	-	-	-	177.6	11.3	92.4	73.7	55.0	-	-	-	
	72	174.0	9.9	121.8	103.1	84.4	65.7	-	-	166.2	11.0	118.4	99.8	81.1	62.4	-	-	
	67	163.4	9.6	149.5	129.0	110.3	91.6	72.9	-	154.7	10.8	144.5	125.8	107.1	88.4	69.8	-	
	62	149.9	9.4	149.9	149.9	138.2	119.8	100.8	82.1	143.2	10.6	143.2	143.2	135.7	117.0	98.4	79.7	
	57	154.9	9.5	154.9	154.9	147.3	129.1	109.8	91.1	148.4	10.7	148.4	148.4	140.2	121.6	102.9	84.2	
5000	77	190.9	10.3	100.7	83.2	62.3	-	-	-	182.9	11.3	100.8	79.8	58.8	-	-	-	
	72	179.9	9.9	131.8	110.8	89.9	68.9	-	-	171.2	11.0	128.6	107.6	86.6	65.6	-	-	
	67	168.8	9.6	162.9	138.4	117.5	96.5	75.5	-	159.4	10.8	156.5	135.5	114.5	93.5	72.5	-	
	62	154.9	9.4	154.9	154.9	147.2	126.8	105.3	84.3	147.5	10.6	147.5	147.5	145.0	124.0	103.0	82.0	
	57	160.1	9.6	160.1	160.1	156.9	137.0	114.9	94.0	152.9	10.7	152.9	152.9	149.8	128.8	107.8	86.8	
5625	72	182.3	10.1	142.7	119.7	96.7	73.7	-	-	174.1	11.2	139.0	116.1	93.1	70.2	-	-	
	67	171.1	9.8	168.1	149.4	126.4	103.4	80.4	-	162.1	10.9	160.6	146.0	123.1	100.1	77.2	-	
	62	157.0	9.6	157.0	157.0	153.1	130.4	107.1	84.1	150.0	10.7	150.0	150.0	148.8	125.8	102.9	79.9	
	57	162.2	9.7	162.2	162.2	160.6	138.1	114.6	91.6	155.5	10.8	155.5	155.5	153.9	131.0	108.1	85.1	
	72	184.7	10.2	153.7	128.6	103.6	78.5	-	-	177.0	11.3	149.4	124.5	99.7	74.8	-	-	
6250	67	173.4	9.9	173.4	160.4	135.4	110.4	85.3	-	164.8	11.0	164.8	156.6	131.7	106.8	81.9	-	
	62	159.0	9.7	159.0	159.0	159.0	134.0	108.9	83.9	152.5	10.8	152.5	152.5	152.5	127.6	102.7	77.8	
	57	164.4	9.8	164.4	164.4	164.4	139.3	114.3	89.2	158.1	10.9	158.1	158.1	158.1	133.2	108.3	83.4	
			95°F								105°F							
	3750	77	166.0	12.3	80.3	64.1	47.8	-	-	-	159.9	14.1	79.0	62.8	46.6	-	-	-
72		154.1	12.1	104.7	88.4	72.2	55.9	-	-	148.2	13.8	102.8	86.6	70.4	54.2	-	-	
67		142.3	11.9	129.0	112.7	96.5	80.2	64.0	-	136.4	13.5	126.7	110.5	94.2	78.0	61.8	-	
62		132.9	11.7	132.9	132.9	123.6	107.4	91.1	74.9	130.6	13.4	130.6	130.6	122.0	105.8	89.6	73.4	
57		138.2	11.8	138.2	138.2	123.6	107.3	91.1	74.8	134.7	13.5	134.7	134.7	119.4	103.2	87.0	70.8	
4375	77	170.5	12.3	90.6	70.2	51.6	-	-	-	163.0	14.0	91.5	68.6	50.0	-	-	-	
	72	158.3	12.1	115.0	96.4	77.8	59.1	-	-	151.0	13.7	112.8	94.2	75.6	56.9	-	-	
	67	146.1	11.9	139.5	122.6	104.0	85.3	66.7	-	139.1	13.5	134.2	119.8	101.2	82.5	63.9	-	
	62	136.5	11.7	136.5	136.5	133.2	114.3	95.9	77.3	133.1	13.4	133.1	133.1	130.9	112.1	93.6	75.0	
	57	142.0	11.8	142.0	142.0	133.2	114.0	95.9	77.3	137.3	13.5	137.3	137.3	128.1	109.2	90.9	72.2	
5000	77	175.0	12.3	100.8	76.3	55.3	-	-	-	166.1	13.9	104.0	74.4	53.4	-	-	-	
	72	162.5	12.1	125.4	104.4	83.4	62.3	-	-	153.9	13.7	122.9	101.8	80.7	59.6	-	-	
	67	150.0	11.9	150.0	132.5	111.5	90.4	69.4	-	141.7	13.4	141.7	129.1	108.1	87.0	65.9	-	
	62	140.1	11.7	140.1	140.1	142.8	121.2	100.7	79.7	135.6	13.3	135.6	135.6	139.8	118.5	97.7	76.6	
	57	145.7	11.8	145.7	145.7	142.8	120.7	100.7	79.7	140.0	13.4	140.0	140.0	136.9	115.3	94.8	73.7	
5625	72	165.9	12.2	135.3	112.4	89.5	66.7	-	-	157.7	13.8	133.0	110.0	87.1	64.2	-	-	
	67	153.1	12.0	153.1	142.6	119.7	96.8	73.9	-	145.2	13.5	145.2	138.0	116.6	93.7	70.8	-	
	62	143.1	11.8	143.1	143.1	144.4	121.2	98.6	75.7	138.9	13.4	138.9	138.9	141.0	118.0	95.2	72.3	
	57	148.7	11.9	148.7	148.7	147.3	123.9	101.5	78.6	143.4	13.5	143.4	143.4	141.8	118.6	96.0	73.1	
	72	169.3	12.3	145.2	120.5	95.7	71.0	-	-	161.4	14.0	143.0	118.3	93.5	68.7	-	-	
6250	67	156.3	12.1	156.3	152.7	128.0	103.2	78.5	-	148.6	13.7	148.6	146.9	125.2	100.4	75.6	-	
	62	146.0	11.9	146.0	146.0	146.0	121.3	96.5	71.8	142.2	13.6	142.2	142.2	142.2	117.5	92.7	67.9	
	57	151.8	12.0	151.8	151.8	151.8	127.0	102.3	77.6	146.8	13.7	146.8	146.8	146.8	122.0	97.2	72.5	

J12YC/J15NC (Continued)

Air on Evaporator Coil		Temperature of Air on Condenser Coil															
CFM	WB (°F)	Total Capacity ¹ (MBh)	Total Input (kW) ²	Sensible Capacity (MBh)						Total Capacity ¹ (MBh)	Total Input (kW) ²	Sensible Capacity (MBh)					
				Return Dry Bulb (°F)								Return Dry Bulb (°F)					
				90	85	80	75	70	65			90	85	80	75	70	65
115°F												125°F					
3750	77	153.8	15.8	77.6	61.4	45.3	-	-	-	147.7	17.5	76.3	60.1	44.0	-	-	-
	72	142.2	15.5	101.0	84.8	68.7	52.5	-	-	136.2	17.2	99.2	83.0	66.9	50.8	-	-
	67	130.5	15.1	124.4	108.2	92.0	75.9	59.7	-	124.7	16.8	122.1	105.9	89.8	73.7	57.6	-
	62	128.2	15.1	128.2	128.2	120.4	104.2	88.0	71.9	125.8	16.8	125.8	125.8	118.7	102.6	86.5	70.4
	57	131.2	15.2	131.2	131.2	115.2	99.0	82.8	66.7	127.8	17.0	127.8	127.8	111.0	94.9	78.7	62.6
4375	77	155.5	15.7	92.3	67.0	48.4	-	-	-	148.1	17.3	93.2	65.4	46.8	-	-	-
	72	143.8	15.3	110.6	92.0	73.4	54.7	-	-	136.5	17.0	108.4	89.8	71.2	52.5	-	-
	67	132.0	15.0	128.9	117.0	98.3	79.7	61.1	-	125.0	16.6	123.7	114.2	95.5	76.9	58.3	-
	62	129.7	15.0	129.7	129.7	128.6	110.0	91.3	72.7	126.2	16.7	126.2	126.2	126.2	107.8	89.1	70.4
	57	132.7	15.1	132.7	132.7	123.1	104.4	85.8	67.2	128.1	16.8	128.1	128.1	118.0	99.7	80.8	62.1
5000	77	157.3	15.5	107.1	72.6	51.5	-	-	-	148.4	17.1	110.2	70.7	49.6	-	-	-
	72	145.4	15.2	120.3	99.2	78.1	57.0	-	-	136.8	16.8	117.7	96.6	75.4	54.3	-	-
	67	133.5	14.9	133.5	125.8	104.7	83.6	62.5	-	125.2	16.4	125.2	122.4	101.3	80.1	59.0	-
	62	131.1	14.9	131.1	131.1	136.9	115.8	94.7	73.6	126.6	16.5	126.6	126.6	126.6	113.1	91.6	70.5
	57	134.2	15.0	134.2	134.2	131.0	109.9	88.8	67.7	128.5	16.6	128.5	128.5	125.1	104.5	82.8	61.7
5625	72	149.5	15.4	130.6	107.6	84.7	61.7	-	-	141.3	17.0	128.2	105.2	82.3	59.3	-	-
	67	137.3	15.1	137.3	133.4	113.5	90.6	67.6	-	129.3	16.6	129.3	128.8	110.4	87.5	64.5	-
	62	134.8	15.1	134.8	134.8	137.7	114.7	91.8	68.8	130.7	16.7	130.7	130.7	130.7	111.5	88.4	65.4
	57	138.0	15.2	138.0	138.0	136.4	113.4	90.5	67.5	132.6	16.8	132.6	132.6	130.9	108.2	84.9	62.0
	72	153.6	15.6	140.9	116.1	91.3	66.5	-	-	145.7	17.2	138.7	113.9	89.1	64.3	-	-
6250	67	141.0	15.3	141.0	141.0	122.4	97.6	72.8	-	133.4	16.8	133.4	133.4	119.6	94.8	69.9	-
	62	138.5	15.3	138.5	138.5	138.5	113.7	88.9	64.1	134.7	16.9	134.7	134.7	134.7	109.9	85.1	60.2
	57	141.8	15.4	141.8	141.8	141.8	117.0	92.2	67.4	136.7	17.1	136.7	136.7	136.7	111.9	87.1	62.3

- ¹ These capacities are gross ratings. For net capacity, deduct supply air blower motor, MBh. Example: Refer to the appropriate Blower Performance Table for the BHP of the supply air blower motor, MBh = 3.415 x kW and kW = BHP x 0.746 ÷ nameplate rated motor efficiency.
- ² These ratings include the condenser fan motors and the compressor motors but not the supply air blower motor.

J12YD/J15ND

Air on Evaporator Coil		Temperature of Air on Condenser Coil															
CFM	WB (°F)	Total Capacity ¹ (MBh)	Total Input (kW) ²	Sensible Capacity (MBh)						Total Capacity ¹ (MBh)	Total Input (kW) ²	Sensible Capacity (MBh)					
				Return Dry Bulb (°F)								Return Dry Bulb (°F)					
				90	85	80	75	70	65			90	85	80	75	70	65
		75°F						85°F									
3750	77	170.2	10.0	80.1	64.2	48.3	-	-	-	173.7	11.0	81.5	65.4	49.3	-	-	-
	72	164.1	9.7	106.1	90.2	74.3	58.4	-	-	161.9	10.8	105.7	89.6	73.5	57.5	-	-
	67	157.9	9.5	132.0	116.1	100.2	84.3	68.5	-	150.1	10.6	129.8	113.8	97.7	81.7	65.6	-
	62	142.4	9.3	142.4	140.8	122.7	106.8	90.9	75.1	139.3	10.4	139.3	138.5	122.4	106.4	90.3	74.2
	57	141.3	9.3	141.3	141.3	129.9	114.0	98.1	82.2	140.0	10.4	140.0	140.0	127.0	111.0	94.9	78.8
4375	77	182.4	10.0	89.5	72.3	53.8	-	-	-	182.2	11.1	91.1	72.7	54.3	-	-	-
	72	175.5	9.7	119.7	101.2	82.7	64.2	-	-	169.8	10.9	117.7	99.3	80.8	62.4	-	-
	67	168.7	9.5	149.8	130.0	111.5	93.0	74.5	-	157.4	10.7	144.3	125.9	107.4	89.0	70.5	-
	62	152.3	9.4	152.3	151.5	136.6	118.9	99.7	81.2	146.1	10.5	146.1	145.7	134.6	116.1	97.7	79.2
	57	151.2	9.3	151.2	151.2	144.6	126.8	107.6	89.1	146.8	10.5	146.8	146.8	139.7	121.2	102.8	84.3
5000	77	194.5	10.0	98.9	80.4	59.3	-	-	-	190.7	11.1	100.8	80.0	59.2	-	-	-
	72	187.0	9.8	133.3	112.2	91.1	70.0	-	-	177.7	10.9	129.8	109.0	88.2	67.3	-	-
	67	179.5	9.5	167.6	143.9	122.8	101.7	80.6	-	164.8	10.7	158.8	138.0	117.1	96.3	75.5	-
	62	162.2	9.4	162.2	162.2	150.6	131.0	108.4	87.3	152.9	10.5	152.9	152.9	146.8	125.9	105.1	84.3
	57	161.1	9.4	161.1	161.1	159.2	139.6	117.0	95.9	153.7	10.5	153.7	153.7	152.3	131.4	110.6	89.8
5625	72	187.6	9.8	141.9	119.6	97.2	74.8	-	-	180.7	11.0	140.5	117.9	95.3	72.8	-	-
	67	180.3	9.6	174.3	153.5	131.1	108.7	86.4	-	167.5	10.8	164.6	149.3	126.7	104.1	81.5	-
	62	162.8	9.5	162.8	162.8	156.9	135.3	112.2	89.8	155.4	10.6	155.4	155.4	152.4	129.8	107.2	84.7
	57	161.6	9.4	161.6	161.6	160.7	139.0	115.9	93.5	156.3	10.6	156.3	156.3	155.6	133.0	110.4	87.8
	72	188.2	9.9	150.6	126.9	103.3	79.6	-	-	183.7	11.0	151.2	126.8	102.5	78.2	-	-
6250	67	181.0	9.7	181.0	163.0	139.4	115.7	92.1	-	170.3	10.8	170.3	160.6	136.2	111.9	87.6	-
	62	163.3	9.5	163.3	163.3	163.3	139.7	116.0	92.3	158.0	10.6	158.0	158.0	158.0	133.7	109.4	85.1
	57	162.1	9.5	162.1	162.1	162.1	138.5	114.8	91.1	158.8	10.6	158.8	158.8	158.8	134.5	110.2	85.9
			95°F						105°F								
	3750	77	177.3	12.0	82.9	66.6	50.4	-	-	-	162.9	13.7	78.3	62.1	45.9	-	-
72		159.8	11.9	105.3	89.0	72.8	56.6	-	-	149.2	13.5	101.4	85.2	69.0	52.8	-	-
67		142.3	11.8	127.7	111.4	95.2	79.0	62.7	-	135.4	13.3	124.6	108.4	92.2	76.0	59.7	-
62		136.2	11.5	136.2	136.2	122.1	105.9	89.7	73.4	128.0	13.0	128.0	128.0	118.2	102.0	85.7	69.5
57		138.7	11.5	138.7	138.7	124.1	107.9	91.7	75.5	131.1	13.1	131.1	131.1	116.6	100.4	84.2	68.0
4375	77	182.1	12.1	92.8	73.1	54.7	-	-	-	168.7	13.7	90.6	68.8	50.3	-	-	-
	72	164.1	12.0	115.8	97.4	79.0	60.6	-	-	154.5	13.5	112.8	94.2	75.6	57.1	-	-
	67	146.2	11.9	138.8	121.7	103.3	84.9	66.5	-	140.3	13.4	134.9	119.6	101.0	82.4	63.9	-
	62	139.8	11.6	139.8	139.8	132.5	113.4	95.7	77.3	132.6	13.1	132.6	132.6	129.5	110.6	92.4	73.8
	57	142.5	11.6	142.5	142.5	134.7	115.6	97.9	79.5	135.8	13.2	135.8	135.8	127.7	108.8	90.6	72.1
5000	77	186.8	12.2	102.7	79.6	59.0	-	-	-	174.5	13.8	103.0	75.6	54.7	-	-	-
	72	168.4	12.1	126.4	105.8	85.2	64.7	-	-	159.9	13.6	124.1	103.2	82.3	61.3	-	-
	67	150.0	12.0	150.0	132.0	111.5	90.9	70.3	-	145.2	13.4	145.2	130.8	109.9	88.9	68.0	-
	62	143.5	11.7	143.5	143.5	142.9	120.8	101.8	81.2	137.2	13.1	137.2	137.2	140.9	119.2	99.0	78.1
	57	146.2	11.7	146.2	146.2	145.3	123.3	104.2	83.6	140.5	13.2	140.5	140.5	138.9	117.2	97.1	76.2
5625	72	173.8	12.1	139.0	116.3	93.5	70.7	-	-	164.1	13.6	136.3	113.3	90.3	67.2	-	-
	67	154.8	12.0	154.8	145.1	122.3	99.5	76.7	-	149.0	13.5	149.0	141.4	120.5	97.5	74.5	-
	62	148.1	11.7	148.1	148.1	147.8	124.3	102.3	79.5	140.7	13.2	140.7	140.7	142.6	119.2	96.6	73.5
	57	150.9	11.7	150.9	150.9	150.4	126.9	104.9	82.1	144.2	13.2	144.2	144.2	143.4	120.0	97.3	74.3
	72	179.2	12.1	151.7	126.8	101.8	76.8	-	-	168.3	13.7	148.5	123.4	98.3	73.1	-	-
6250	67	159.6	12.0	159.6	158.1	133.1	108.1	83.2	-	152.8	13.5	152.8	152.0	131.2	106.1	81.0	-
	62	152.7	11.7	152.7	152.7	152.7	127.7	102.8	77.8	144.3	13.2	144.3	144.3	144.3	119.2	94.1	69.0
	57	155.6	11.7	155.6	155.6	155.6	130.6	105.6	80.6	147.8	13.3	147.8	147.8	147.8	122.7	97.6	72.5

J12YD/J15ND (Continued)

Air on Evaporator Coil		Temperature of Air on Condenser Coil																															
CFM	WB (°F)	Total Capacity ¹ (MBh)	Total Input (kW) ²	Sensible Capacity (MBh)						Total Capacity ¹ (MBh)	Total Input (kW) ²	Sensible Capacity (MBh)																					
				Return Dry Bulb (°F)								Return Dry Bulb (°F)																					
				90	85	80	75	70	65			90	85	80	75	70	65																
115°F																	125°F																
3750	77	148.6	15.3	73.8	57.6	41.4	-	-	-	134.2	17.0	69.2	53.1	36.9	-	-	-																
	72	138.6	15.1	97.6	81.4	65.3	49.1	-	-	128.0	16.7	93.8	77.6	61.5	45.3	-	-																
	67	128.6	14.8	121.5	105.3	89.1	72.9	56.7	-	121.7	16.3	118.3	102.2	86.0	69.9	53.7	-																
	62	119.7	14.5	119.7	119.7	114.2	98.0	81.8	65.7	111.5	16.0	111.5	111.5	110.2	94.1	77.9	61.8																
	57	123.4	14.7	123.4	123.4	109.0	92.8	76.7	60.5	115.7	16.3	115.7	115.7	101.5	85.3	69.2	53.0																
4375	77	155.4	15.4	88.5	64.6	45.9	-	-	-	142.1	17.0	86.4	60.4	41.5	-	-	-																
	72	145.0	15.1	109.7	91.0	72.3	53.6	-	-	135.4	16.6	106.7	87.8	68.9	50.0	-	-																
	67	134.5	14.8	130.9	117.4	98.7	80.0	61.2	-	128.7	16.3	127.0	115.2	96.4	77.5	58.6	-																
	62	125.3	14.5	125.3	125.3	126.5	107.8	89.0	70.3	118.0	16.0	118.0	118.0	118.0	105.0	85.7	66.8																
	57	129.1	14.7	129.1	129.1	120.7	102.0	83.3	64.6	122.4	16.3	122.4	122.4	113.8	95.2	76.0	57.1																
5000	77	162.3	15.4	103.2	71.6	50.3	-	-	-	150.0	16.9	103.5	67.6	46.0	-	-	-																
	72	151.3	15.1	121.8	100.6	79.3	58.0	-	-	142.8	16.6	119.6	98.0	76.3	54.7	-	-																
	67	140.4	14.8	140.4	129.5	108.3	87.0	65.7	-	135.6	16.3	135.6	128.3	106.7	85.1	63.5	-																
	62	130.8	14.5	130.8	130.8	138.8	117.5	96.2	75.0	124.4	16.0	124.4	124.4	124.4	115.8	93.5	71.9																
	57	134.8	14.7	134.8	134.8	132.5	111.2	90.0	68.7	129.0	16.2	129.0	129.0	126.0	105.2	82.8	61.2																
5625	72	154.3	15.2	133.5	110.3	87.0	63.8	-	-	144.6	16.7	130.8	107.3	83.8	60.3	-	-																
	67	143.2	14.9	143.2	137.8	118.8	95.5	72.3	-	137.4	16.4	137.4	134.1	117.1	93.6	70.1	-																
	62	133.4	14.6	133.4	133.4	137.4	114.1	90.8	67.6	126.0	16.1	126.0	126.0	126.0	109.0	85.1	61.6																
	57	137.4	14.8	137.4	137.4	136.3	113.0	89.8	66.5	130.7	16.3	130.7	130.7	129.2	106.1	82.2	58.7																
	6250	72	157.3	15.3	145.3	120.0	94.7	69.5	-	-	146.4	16.8	142.0	116.6	91.2	65.8	-	-															
67		146.0	15.0	146.0	146.0	129.3	104.1	78.8	-	139.2	16.5	139.2	139.2	127.5	102.1	76.7	-																
62		136.0	14.7	136.0	136.0	136.0	110.7	85.4	60.2	127.6	16.2	127.6	127.6	127.6	102.2	76.8	51.4																
57		140.1	14.9	140.1	140.1	140.1	114.8	89.6	64.3	132.4	16.5	132.4	132.4	132.4	107.0	81.6	56.2																

¹ These capacities are gross ratings. For net capacity, deduct supply air blower motor, MBh. Example: Refer to the appropriate Blower Performance Table for the BHP of the supply air blower motor, MBh = 3.415 x kW and kW = BHP x 0.746 ÷ nameplate rated motor efficiency.

² These ratings include the condenser fan motors and the compressor motors but not the supply air blower motor.

J15YC/J15NC

Air on Evaporator Coil		Temperature of Air on Condenser Coil																
CFM	WB (°F)	Total Capacity ¹ (MBh)	Total Input (kW) ²	Sensible Capacity (MBh)						Total Capacity ¹ (MBh)	Total Input (kW) ²	Sensible Capacity (MBh)						
				Return Dry Bulb (°F)								Return Dry Bulb (°F)						
				90	85	80	75	70	65			90	85	80	75	70	65	
		75°F								85°F								
4500	77	223.5	11.8	104.0	85.0	66.0	-	-	-	214.6	13.1	101.2	82.2	63.3	-	-	-	
	72	207.2	11.5	132.3	113.3	94.4	75.4	-	-	198.3	12.8	129.0	110.1	91.2	72.2	-	-	
	67	191.0	11.1	160.6	141.7	122.7	103.7	84.7	-	181.9	12.4	156.8	137.9	119.0	100.1	81.1	-	
	62	176.0	10.8	176.0	171.9	151.4	132.5	113.5	94.5	168.5	12.2	168.5	166.4	147.5	128.6	109.7	90.8	
	57	175.0	10.8	175.0	175.0	158.1	139.1	120.1	101.1	168.1	12.1	168.1	168.1	150.6	131.7	112.8	93.8	
5250	77	229.4	11.9	113.7	92.3	70.8	-	-	-	220.1	13.2	110.7	89.4	68.1	-	-	-	
	72	212.8	11.6	144.1	122.7	101.2	79.7	-	-	203.3	12.8	140.7	119.4	98.1	76.8	-	-	
	67	196.1	11.2	174.5	153.0	131.6	110.1	88.7	-	186.5	12.5	170.6	149.3	128.0	106.7	85.4	-	
	62	180.7	11.0	180.7	178.6	162.4	141.9	119.5	98.1	172.7	12.2	172.7	171.7	158.7	137.4	116.1	94.8	
	57	179.7	10.9	179.7	179.7	169.6	149.6	126.6	105.2	172.4	12.2	172.4	172.4	162.0	140.7	119.4	98.1	
6000	77	235.4	12.0	123.5	99.5	75.6	-	-	-	225.5	13.3	120.3	96.6	72.9	-	-	-	
	72	218.3	11.7	155.9	132.0	108.0	84.1	-	-	208.3	12.9	152.3	128.6	105.0	81.3	-	-	
	67	201.2	11.3	188.3	164.4	140.5	116.5	92.6	-	191.1	12.6	184.4	160.7	137.0	113.4	89.7	-	
	62	185.4	11.1	185.4	185.4	173.4	151.3	125.5	101.6	177.0	12.3	177.0	177.0	169.9	146.2	122.6	98.9	
	57	184.4	11.0	184.4	184.4	181.0	160.1	133.2	109.2	176.6	12.3	176.6	176.6	173.5	149.8	126.1	102.4	
6750	72	221.3	11.3	165.2	139.4	113.7	88.0	-	-	213.7	13.6	165.8	140.1	114.5	88.8	-	-	
	67	204.0	11.0	197.5	174.0	147.8	122.0	96.3	-	196.0	13.3	192.7	175.1	149.4	123.8	98.1	-	
	62	187.9	10.7	187.9	187.9	181.9	157.1	130.4	104.7	181.5	13.0	181.5	181.5	178.0	152.4	126.7	101.1	
	57	186.8	10.6	186.8	186.8	185.2	161.0	133.7	108.0	181.2	13.0	181.2	181.2	179.6	153.9	128.3	102.6	
	72	224.2	10.9	174.4	146.9	119.4	91.8	-	-	219.0	14.3	179.2	151.6	123.9	96.3	-	-	
7500	67	206.7	10.6	206.7	183.6	155.1	127.6	100.0	-	201.0	14.0	201.0	189.4	161.8	134.1	106.5	-	
	62	190.4	10.3	190.4	190.4	190.4	162.8	135.3	107.8	186.1	13.7	186.1	186.1	186.1	158.5	130.9	103.2	
	57	189.3	10.3	189.3	189.3	189.3	161.8	134.3	106.7	185.7	13.7	185.7	185.7	185.7	158.1	130.5	102.9	
			95°F								105°F							
	4500	77	205.8	14.4	98.3	79.5	60.6	-	-	-	195.5	15.9	95.5	76.6	57.7	-	-	-
72		189.3	14.0	125.7	106.8	87.9	69.1	-	-	179.9	15.7	122.5	103.6	84.7	65.9	-	-	
67		172.8	13.7	153.0	134.1	115.3	96.4	77.5	-	164.3	15.4	149.5	130.7	111.8	92.9	74.0	-	
62		161.0	13.5	161.0	161.0	143.6	124.7	105.9	87.0	153.2	15.2	153.2	153.2	139.8	120.9	102.0	83.1	
57		161.3	13.5	161.3	161.3	143.1	124.3	105.4	86.6	154.3	15.2	154.3	154.3	136.3	117.4	98.5	79.6	
5250	77	210.7	14.4	107.7	86.6	65.4	-	-	-	199.9	16.0	107.5	83.6	62.4	-	-	-	
	72	193.8	14.1	137.2	116.1	94.9	73.8	-	-	183.9	15.8	134.0	112.8	91.6	70.4	-	-	
	67	176.9	13.8	166.7	145.6	124.4	103.3	82.2	-	168.0	15.5	160.4	142.0	120.8	99.6	78.3	-	
	62	164.8	13.5	164.8	164.8	155.0	132.9	112.7	91.6	156.6	15.2	156.6	156.6	151.0	129.4	108.6	87.4	
	57	165.1	13.6	165.1	165.1	154.5	131.9	112.2	91.1	157.7	15.2	157.7	157.7	147.2	125.3	104.8	83.6	
6000	77	215.5	14.5	117.1	93.7	70.2	-	-	-	204.2	16.1	119.5	90.5	67.0	-	-	-	
	72	198.3	14.2	148.7	125.3	101.9	78.5	-	-	187.9	15.8	145.4	121.9	98.4	74.9	-	-	
	67	181.0	13.8	180.4	157.0	133.6	110.2	86.8	-	171.6	15.6	171.3	153.3	129.7	106.2	82.7	-	
	62	168.6	13.6	168.6	168.6	166.4	141.1	119.6	96.2	160.0	15.3	160.0	160.0	162.3	137.8	115.3	91.7	
	57	168.9	13.6	168.9	168.9	165.9	139.4	119.1	95.6	161.2	15.3	161.2	161.2	158.2	133.2	111.2	87.6	
6750	72	206.1	15.9	166.4	140.8	115.2	89.7	-	-	192.5	16.7	159.1	133.4	107.7	82.0	-	-	
	67	188.1	15.6	187.8	176.1	151.0	125.5	99.9	-	175.8	16.4	175.7	166.6	142.0	116.3	90.7	-	
	62	175.2	15.3	175.2	175.2	174.1	147.6	123.0	97.4	164.0	16.2	164.0	164.0	165.1	139.0	113.7	88.1	
	57	175.5	15.3	175.5	175.5	174.0	146.9	122.9	97.3	165.1	16.2	165.1	165.1	163.6	137.2	112.3	86.6	
	72	213.9	17.7	184.0	156.3	128.5	100.8	-	-	197.2	17.6	172.7	144.9	117.0	89.2	-	-	
7500	67	195.2	17.3	195.2	195.2	168.5	140.7	113.0	-	180.0	17.3	180.0	180.0	154.3	126.5	98.6	-	
	62	181.9	17.0	181.9	181.9	181.9	154.1	126.4	98.6	167.9	17.0	167.9	167.9	167.9	140.1	112.2	84.4	
	57	182.2	17.0	182.2	182.2	182.2	154.4	126.7	99.0	169.0	17.0	169.0	169.0	169.0	141.2	113.4	85.6	

J15YC/J15NC (Continued)

Air on Evaporator Coil		Temperature of Air on Condenser Coil																			
CFM	WB (°F)	Total Capacity ¹ (MBh)	Total Input (kW) ²	Sensible Capacity (MBh)						Total Capacity ¹ (MBh)	Total Input (kW) ²	Sensible Capacity (MBh)									
				Return Dry Bulb (°F)								Return Dry Bulb (°F)									
				90	85	80	75	70	65			90	85	80	75	70	65				
		115°F										125°F									
4500	77	185.3	17.5	92.7	73.7	54.8	-	-	-	175.0	19.1	89.8	70.9	51.9	-	-	-				
	72	170.5	17.3	119.4	100.5	81.5	62.6	-	-	161.1	18.9	116.2	97.3	78.4	59.4	-	-				
	67	155.8	17.1	146.1	127.2	108.3	89.3	70.4	-	147.2	18.8	142.6	123.7	104.8	85.8	66.9	-				
	62	145.5	16.9	145.5	145.5	136.0	117.1	98.2	79.3	137.7	18.6	137.7	137.7	132.2	113.3	94.3	75.4				
	57	147.3	16.8	147.3	147.3	129.4	110.5	91.6	72.7	140.3	18.5	140.3	140.3	122.6	103.6	84.7	65.8				
5250	77	189.1	17.6	107.3	80.6	59.3	-	-	-	178.3	19.2	107.1	77.6	56.2	-	-	-				
	72	174.1	17.4	130.7	109.5	88.2	66.9	-	-	164.2	19.1	127.5	106.2	84.8	63.5	-	-				
	67	159.0	17.2	154.2	138.3	117.1	95.8	74.5	-	150.1	18.9	147.9	134.7	113.4	92.1	70.7	-				
	62	148.5	17.0	148.5	148.5	147.1	125.8	104.5	83.3	140.3	18.7	140.3	140.3	140.3	122.2	100.4	79.1				
	57	150.4	16.9	150.4	150.4	140.0	118.7	97.4	76.2	143.0	18.6	143.0	143.0	132.7	112.1	90.0	68.7				
6000	77	192.9	17.7	121.9	87.4	63.8	-	-	-	181.6	19.3	124.4	84.3	60.5	-	-	-				
	72	177.6	17.5	142.1	118.5	94.8	71.2	-	-	167.3	19.2	138.8	115.0	91.3	67.6	-	-				
	67	162.2	17.3	162.2	149.5	125.9	102.3	78.6	-	152.9	19.0	152.9	145.8	122.1	98.3	74.6	-				
	62	151.5	17.0	151.5	151.5	158.2	134.5	110.9	87.3	142.9	18.8	142.9	142.9	142.9	131.2	106.6	82.8				
	57	153.4	17.0	153.4	153.4	150.5	126.9	103.3	79.6	145.7	18.7	145.7	145.7	142.8	120.6	95.4	71.6				
6750	72	179.0	17.5	151.7	126.0	100.2	74.4	-	-	165.5	18.3	144.4	118.5	92.7	66.8	-	-				
	67	163.5	17.3	163.5	157.2	133.0	107.2	81.5	-	151.3	18.2	151.3	147.7	124.0	98.1	72.3	-				
	62	152.7	17.0	152.7	152.7	156.0	130.3	104.5	78.7	141.4	17.9	141.4	141.4	141.4	121.6	95.3	69.4				
	57	154.7	17.0	154.7	154.7	153.2	127.4	101.7	75.9	144.2	17.9	144.2	144.2	142.8	117.7	91.0	65.2				
	7500	72	180.4	17.5	161.4	133.5	105.5	77.6	-	-	163.7	17.4	150.1	122.1	94.1	66.0	-	-			
67		164.8	17.3	164.8	164.8	140.1	112.2	84.3	-	149.7	17.3	149.7	149.7	125.9	97.9	69.9	-				
62		153.9	17.0	153.9	153.9	153.9	126.0	98.1	70.2	140.0	17.1	140.0	140.0	140.0	112.0	83.9	55.9				
57		155.9	17.0	155.9	155.9	155.9	128.0	100.1	72.1	142.7	17.0	142.7	142.7	142.7	114.7	86.7	58.7				

- 1 These capacities are gross ratings. For net capacity, deduct supply air blower motor, MBh. Example: Refer to the appropriate Blower Performance Table for the BHP of the supply air blower motor, MBh = 3.415 x kW and kW = BHP x 0.746 ÷ nameplate rated motor efficiency.
- 2 These ratings include the condenser fan motors and the compressor motors but not the supply air blower motor.

J15YC/J20NC

Air on Evaporator Coil		Temperature of Air on Condenser Coil																
CFM	WB (°F)	Total Capacity ¹ (MBh)	Total Input (kW) ²	Sensible Capacity (MBh)						Total Capacity ¹ (MBh)	Total Input (kW) ²	Sensible Capacity (MBh)						
				Return Dry Bulb (°F)								Return Dry Bulb (°F)						
				90	85	80	75	70	65			90	85	80	75	70	65	
		75°F								85°F								
4500	77	214.3	12.1	111.5	92.2	72.8	-	-	-	213.3	13.3	110.6	91.3	71.9	-	-	-	
	72	201.7	11.8	138.5	119.1	99.8	80.4	-	-	199.0	13.0	137.0	117.6	98.3	78.9	-	-	
	67	189.0	11.6	165.4	146.1	126.7	107.3	88.0	-	184.6	12.7	163.3	144.0	124.6	105.2	85.9	-	
	62	181.2	11.3	181.2	177.5	156.5	137.1	117.7	98.4	171.9	12.5	171.9	170.0	150.7	131.3	112.0	92.6	
	57	177.1	11.3	177.1	177.1	160.6	141.3	121.9	102.5	170.3	12.5	170.3	170.3	153.8	134.5	115.1	95.8	
5250	77	220.7	12.2	121.6	99.7	77.7	-	-	-	219.3	13.4	120.7	98.7	76.7	-	-	-	
	72	207.6	11.9	150.4	128.4	106.4	84.5	-	-	204.6	13.1	148.8	126.8	104.9	82.9	-	-	
	67	194.6	11.7	179.1	157.2	135.2	113.2	91.2	-	189.9	12.8	176.9	154.9	133.0	111.0	89.0	-	
	62	186.5	11.4	186.5	184.7	167.0	145.2	123.0	101.0	176.8	12.6	176.8	175.8	160.8	138.8	116.9	94.9	
	57	182.3	11.4	182.3	182.3	171.4	150.0	127.4	105.5	175.1	12.6	175.1	175.1	164.2	142.2	120.3	98.3	
6000	77	227.1	12.3	131.7	107.1	82.6	-	-	-	225.4	13.5	130.7	106.1	81.6	-	-	-	
	72	213.6	12.0	162.3	137.7	113.1	88.5	-	-	210.2	13.2	160.6	136.0	111.5	86.9	-	-	
	67	200.2	11.8	192.8	168.2	143.7	119.1	94.5	-	195.1	12.9	190.5	165.9	141.3	116.8	92.2	-	
	62	191.9	11.5	191.9	191.9	177.4	153.3	128.3	103.7	181.6	12.7	181.6	181.6	170.9	146.4	121.8	97.2	
	57	187.6	11.5	187.6	187.6	182.1	158.8	133.0	108.4	179.9	12.7	179.9	179.9	174.5	150.0	125.4	100.8	
6750	72	218.3	12.1	172.7	145.8	118.9	92.0	-	-	214.0	13.3	170.8	143.9	117.0	90.1	-	-	
	67	204.5	11.9	200.9	177.9	151.0	124.1	97.2	-	198.6	13.0	196.2	175.2	148.4	121.5	94.6	-	
	62	196.0	11.6	196.0	196.0	188.7	162.0	134.9	108.0	184.9	12.7	184.9	184.9	179.4	152.6	125.7	98.8	
	57	191.6	11.6	191.6	191.6	188.9	162.6	135.1	108.2	183.1	12.7	183.1	183.1	180.4	153.6	126.7	99.8	
	72	223.0	12.2	183.1	153.9	124.7	95.5	-	-	217.7	13.4	180.9	151.7	122.6	93.4	-	-	
7500	67	208.9	11.9	208.9	187.5	158.3	129.2	100.0	-	202.0	13.1	202.0	184.6	155.4	126.2	97.0	-	
	62	200.2	11.7	200.2	200.2	199.9	170.7	141.5	112.3	188.1	12.8	188.1	188.1	187.9	158.8	129.6	100.4	
	57	195.7	11.6	195.7	195.7	195.7	166.5	137.3	108.1	186.3	12.8	186.3	186.3	186.3	157.1	128.0	98.8	
			95°F								105°F							
	4500	77	212.3	14.6	109.7	90.4	71.0	-	-	-	207.7	16.7	107.9	88.6	69.2	-	-	-
72		196.3	14.2	135.5	116.1	96.8	77.4	-	-	191.8	16.2	133.6	114.2	94.9	75.5	-	-	
67		180.3	13.9	161.2	141.8	122.5	103.1	83.8	-	175.9	15.8	159.2	139.9	120.5	101.2	81.9	-	
62		162.6	13.6	162.6	162.6	144.9	125.5	106.2	86.8	158.2	15.4	158.2	158.2	141.1	121.7	102.4	83.0	
57		163.6	13.6	163.6	163.6	147.1	127.7	108.4	89.0	160.7	15.4	160.7	160.7	144.1	124.7	105.4	86.0	
5250	77	218.0	14.6	119.7	97.8	75.8	-	-	-	213.3	16.8	118.7	95.9	74.0	-	-	-	
	72	201.6	14.3	147.2	125.2	103.3	81.3	-	-	197.0	16.3	145.3	123.3	101.4	79.4	-	-	
	67	185.2	14.0	174.6	152.7	130.7	108.8	86.8	-	180.7	15.9	171.8	150.8	128.8	106.9	84.9	-	
	62	167.0	13.7	167.0	167.0	154.6	132.5	110.7	88.8	162.4	15.5	162.4	162.4	150.8	128.7	106.9	84.9	
	57	167.9	13.7	167.9	167.9	157.0	134.4	113.1	91.1	165.0	15.5	165.0	165.0	154.0	131.7	110.1	88.1	
6000	77	223.7	14.7	129.7	105.1	80.6	-	-	-	218.9	16.9	129.6	103.3	78.7	-	-	-	
	72	206.8	14.4	158.9	134.3	109.8	85.3	-	-	202.1	16.4	157.0	132.5	107.9	83.4	-	-	
	67	190.0	14.1	188.1	163.5	139.0	114.5	89.9	-	185.4	16.0	184.4	161.6	137.1	112.6	88.0	-	
	62	171.4	13.8	171.4	171.4	164.4	139.4	115.3	90.8	166.7	15.6	166.7	166.7	160.4	135.7	111.4	86.8	
	57	172.3	13.8	172.3	172.3	166.9	141.1	117.8	93.3	169.3	15.6	169.3	169.3	163.8	138.7	114.8	90.2	
6750	72	209.6	14.5	168.9	142.0	115.1	88.3	-	-	205.1	16.5	167.0	140.1	113.2	86.4	-	-	
	67	192.6	14.2	191.6	172.6	145.7	118.9	92.0	-	188.1	16.0	187.6	170.7	143.9	117.0	90.2	-	
	62	173.7	13.9	173.7	173.7	170.2	143.1	116.5	89.6	169.1	15.6	169.1	169.1	166.0	139.0	112.2	85.4	
	57	174.7	13.9	174.7	174.7	172.0	144.5	118.2	91.4	171.8	15.6	171.8	171.8	169.0	141.9	115.3	88.5	
	72	212.4	14.5	178.8	149.6	120.4	91.3	-	-	208.0	16.5	176.9	147.8	118.6	89.4	-	-	
7500	67	195.1	14.2	195.1	181.7	152.5	123.3	94.1	-	190.8	16.1	190.8	179.8	150.7	121.5	92.3	-	
	62	176.0	13.9	176.0	176.0	176.0	146.8	117.6	88.4	171.5	15.7	171.5	171.5	171.5	142.3	113.1	84.0	
	57	177.0	13.9	177.0	177.0	177.0	147.8	118.6	89.5	174.2	15.6	174.2	174.2	174.2	145.0	115.9	86.7	

J15YC/J20NC (Continued)

Air on Evaporator Coil		Temperature of Air on Condenser Coil																										
CFM	WB (°F)	Total Capacity ¹ (MBh)	Total Input (kW) ²	Sensible Capacity (MBh)						Total Capacity ¹ (MBh)	Total Input (kW) ²	Sensible Capacity (MBh)																
				Return Dry Bulb (°F)								Return Dry Bulb (°F)																
				90	85	80	75	70	65			90	85	80	75	70	65											
																	115°F						125°F					
4500	77	203.2	18.8	106.1	86.7	67.4	-	-	-	198.7	21.0	104.2	84.9	65.6	-	-	-											
	72	187.4	18.3	131.7	112.3	93.0	73.7	-	-	182.9	20.3	129.8	110.4	91.1	71.8	-	-											
	67	171.6	17.7	157.3	137.9	118.6	99.3	79.9	-	167.2	19.6	155.3	136.0	116.7	97.3	78.0	-											
	62	153.7	17.2	153.7	153.7	137.3	117.9	98.6	79.3	149.3	19.0	149.3	149.3	133.5	114.1	94.8	75.5											
	57	157.8	17.1	157.8	157.8	141.1	121.7	102.4	83.0	154.9	18.9	154.9	154.9	138.0	118.7	99.4	80.1											
5250	77	208.6	19.0	117.7	94.1	72.1	-	-	-	204.0	21.1	116.8	92.2	70.3	-	-	-											
	72	192.4	18.4	143.4	121.4	99.5	77.6	-	-	187.8	20.4	141.5	119.6	97.6	75.7	-	-											
	67	176.2	17.8	169.0	148.8	126.9	105.0	83.0	-	171.7	19.7	166.2	146.9	125.0	103.0	81.1	-											
	62	157.8	17.3	157.8	157.8	146.9	124.9	103.0	81.1	153.3	19.1	153.3	153.3	143.0	121.2	99.1	77.2											
	57	162.0	17.2	162.0	162.0	150.9	129.0	107.0	85.1	159.1	19.0	159.1	159.1	147.9	126.3	104.0	82.1											
6000	77	214.1	19.1	129.4	101.4	76.8	-	-	-	209.3	21.2	129.3	99.5	74.9	-	-	-											
	72	197.4	18.5	155.1	130.6	106.0	81.5	-	-	192.8	20.5	153.2	128.7	104.1	79.6	-	-											
	67	180.8	17.9	180.8	159.7	135.2	110.7	86.1	-	176.2	19.8	176.2	157.8	133.3	108.8	84.2	-											
	62	162.0	17.4	162.0	162.0	156.5	131.9	107.4	82.8	157.3	19.2	157.3	157.3	152.5	128.2	103.4	78.9											
	57	166.3	17.3	166.3	166.3	160.8	136.3	111.7	87.2	163.2	19.1	163.2	163.2	157.8	133.8	108.7	84.1											
6750	72	200.5	18.5	165.1	138.2	111.4	84.5	-	-	195.9	20.5	163.2	136.3	109.5	82.6	-	-											
	67	183.6	17.9	183.6	168.9	142.0	115.2	88.3	-	179.1	19.7	179.1	167.0	140.2	113.3	86.5	-											
	62	164.5	17.4	164.5	164.5	161.7	134.9	108.0	81.2	159.9	19.2	159.9	159.9	157.5	130.8	103.8	77.0											
	57	168.8	17.3	168.8	168.8	166.1	139.3	112.4	85.6	165.9	19.0	165.9	165.9	163.2	136.7	109.5	82.7											
	7500	72	203.6	18.5	175.0	145.9	116.7	87.6	-	-	199.1	20.4	173.1	144.0	114.9	85.7	-	-										
67		186.4	17.9	186.4	178.0	148.8	119.7	90.5	-	182.0	19.7	182.0	176.2	147.0	117.9	88.7	-											
62		167.0	17.4	167.0	167.0	167.0	137.8	108.7	79.5	162.5	19.2	162.5	162.5	162.5	133.3	104.2	75.0											
57		171.4	17.3	171.4	171.4	171.4	142.3	113.1	83.9	168.6	19.0	168.6	168.6	168.6	139.5	110.3	81.2											

- ¹ These capacities are gross ratings. For net capacity, deduct supply air blower motor, MBh. Example: Refer to the appropriate Blower Performance Table for the BHP of the supply air blower motor, MBh = 3.415 x kW and kW = BHP x 0.746 ÷ nameplate rated motor efficiency.
- ² These ratings include the condenser fan motors and the compressor motors but not the supply air blower motor.

J15YD / Two J07NC

Air on Evaporator Coil		Temperature of Air on Condenser Coil															
CFM	WB (°F)	Total Capacity ¹ (MBh)	Total Input (kW) ²	Sensible Capacity (MBh)						Total Capacity ¹ (MBh)	Total Input (kW) ²	Sensible Capacity (MBh)					
				Return Dry Bulb (°F)								Return Dry Bulb (°F)					
				90	85	80	75	70	65			90	85	80	75	70	65
		75°F								85°F							
4500	77	216.0	12.0	105.9	88.7	71.5	-	-	-	208.8	13.2	103.4	86.2	69.0	-	-	-
	72	200.4	11.7	130.4	113.2	96.0	78.8	-	-	194.2	12.9	128.0	110.9	93.7	76.5	-	-
	67	184.8	11.4	154.8	137.7	120.5	103.3	86.1	-	179.6	12.6	152.7	135.5	118.3	101.2	84.0	-
	62	173.1	11.2	173.1	164.2	147.0	129.8	112.6	95.4	165.4	12.4	165.4	161.0	143.8	126.6	109.4	92.3
	57	165.6	11.1	165.6	165.6	150.2	133.0	115.8	98.6	162.3	12.3	162.3	162.3	147.5	130.3	113.1	95.9
5250	77	222.3	12.1	114.8	95.5	76.2	-	-	-	215.7	13.2	112.2	93.0	73.7	-	-	-
	72	206.2	11.8	140.8	121.5	102.3	83.0	-	-	200.5	13.0	138.5	119.3	100.0	80.8	-	-
	67	190.2	11.5	166.9	147.6	128.3	109.0	89.8	-	185.4	12.7	164.9	145.6	126.3	107.1	87.8	-
	62	178.1	11.2	178.1	173.7	156.5	137.8	118.0	98.7	170.8	12.4	170.8	168.6	153.5	134.2	115.0	95.7
	57	170.4	11.2	170.4	170.4	159.9	141.5	121.4	102.1	167.6	12.4	167.6	167.6	157.4	138.2	118.9	99.6
6000	77	228.6	12.1	123.6	102.2	80.9	-	-	-	222.5	13.3	121.1	99.7	78.4	-	-	-
	72	212.1	11.9	151.3	129.9	108.5	87.1	-	-	206.9	13.1	149.0	127.7	106.4	85.0	-	-
	67	195.6	11.6	178.9	157.6	136.2	114.8	93.4	-	191.3	12.8	177.0	155.7	134.3	113.0	91.6	-
	62	183.2	11.3	183.2	183.2	166.1	145.8	123.4	102.0	176.2	12.5	176.2	176.2	163.2	141.9	120.5	99.2
	57	175.2	11.3	175.2	175.2	169.7	149.9	127.0	105.6	172.9	12.5	172.9	172.9	167.4	146.0	124.7	103.3
6750	72	216.4	11.9	159.1	136.1	113.1	90.1	-	-	209.8	13.1	156.5	133.5	110.6	87.6	-	-
	67	199.6	11.6	188.8	164.9	141.9	118.9	95.9	-	193.9	12.8	185.6	162.6	139.7	116.7	93.7	-
	62	186.9	11.4	186.9	186.9	173.4	150.9	127.4	104.4	178.7	12.6	178.7	178.7	169.7	146.7	123.8	100.8
	62	186.9	11.4	186.9	186.9	173.4	150.9	127.4	104.4	178.7	12.6	178.7	178.7	169.7	146.7	123.8	100.8
	57	178.8	11.3	178.8	178.8	176.1	153.9	130.1	107.1	175.3	12.5	175.3	175.3	172.5	149.6	126.6	103.7
7500	72	220.7	12.0	166.9	142.3	117.7	93.0	-	-	212.6	13.2	163.9	139.3	114.8	90.2	-	-
	67	203.5	11.7	198.6	172.3	147.7	123.0	98.4	-	196.6	12.9	194.1	169.5	145.0	120.4	95.8	-
	62	190.6	11.4	190.6	190.6	180.6	156.0	131.4	106.8	181.1	12.6	181.1	181.1	176.1	151.6	127.0	102.4
	62	190.6	11.4	190.6	190.6	180.6	156.0	131.4	106.8	181.1	12.6	181.1	181.1	176.1	151.6	127.0	102.4
	57	182.4	11.4	182.4	182.4	182.4	157.8	133.2	108.6	177.7	12.6	177.7	177.7	177.7	153.1	128.5	104.0
		95°F								105°F							
4500	77	201.7	14.3	100.9	83.7	66.6	-	-	-	197.4	16.0	98.8	81.6	64.5	-	-	-
	72	188.0	14.1	125.7	108.5	91.4	74.2	-	-	183.8	15.7	123.8	106.6	89.4	72.3	-	-
	67	174.3	13.8	150.5	133.4	116.2	99.1	81.9	-	170.2	15.4	148.7	131.6	114.4	97.2	80.0	-
	62	157.8	13.5	157.8	157.8	140.6	123.4	106.3	89.1	156.2	15.2	156.2	156.2	139.1	121.9	104.8	87.6
	57	159.0	13.5	159.0	159.0	144.7	127.6	110.4	93.3	155.4	15.2	155.4	155.4	140.6	123.4	106.2	89.1
5250	77	209.0	14.4	109.7	90.5	71.2	-	-	-	204.0	16.1	107.4	88.2	69.0	-	-	-
	72	194.9	14.2	136.3	117.0	97.8	78.6	-	-	189.9	15.8	134.1	114.9	95.7	76.4	-	-
	67	180.7	13.9	162.8	143.6	124.4	105.1	85.9	-	175.8	15.5	160.9	141.6	122.4	103.1	83.9	-
	62	163.5	13.6	163.5	163.5	150.5	130.7	112.0	92.7	161.4	15.3	161.4	161.4	148.8	129.3	110.4	91.1
	57	164.8	13.6	164.8	164.8	154.9	134.8	116.4	97.2	160.6	15.3	160.6	160.6	150.4	130.8	111.9	92.7
6000	77	216.4	14.5	118.5	97.2	75.9	-	-	-	210.6	16.2	116.1	94.8	73.5	-	-	-
	72	201.7	14.2	146.8	125.5	104.2	82.9	-	-	196.1	15.9	144.5	123.2	101.9	80.6	-	-
	67	187.0	14.0	175.1	153.8	132.5	111.2	89.9	-	181.5	15.6	173.0	151.7	130.4	109.1	87.8	-
	62	169.3	13.7	169.3	169.3	160.3	137.9	117.7	96.4	166.6	15.4	166.6	166.6	158.6	136.7	116.0	94.7
	57	170.5	13.7	170.5	170.5	165.0	142.1	122.4	101.1	165.8	15.3	165.8	165.8	160.2	138.1	117.6	96.3
6750	72	203.1	14.3	153.9	131.0	108.0	85.1	-	-	197.7	15.9	151.6	128.7	105.8	83.0	-	-
	67	188.3	14.0	182.4	160.3	137.4	114.5	91.6	-	183.1	15.7	178.8	158.3	135.4	112.5	89.6	-
	62	170.5	13.8	170.5	170.5	166.0	142.5	120.2	97.2	168.0	15.4	168.0	168.0	164.0	140.9	118.2	95.4
	62	170.5	13.8	170.5	170.5	166.0	142.5	120.2	97.2	168.0	15.4	168.0	168.0	164.0	140.9	118.2	95.4
	57	171.7	13.7	171.7	171.7	169.0	145.3	123.2	100.2	167.2	15.4	167.2	167.2	164.4	141.1	118.7	95.8
7500	72	204.5	14.3	160.9	136.4	111.9	87.4	-	-	199.4	16.0	158.7	134.2	109.8	85.3	-	-
	67	189.6	14.1	189.6	166.8	142.3	117.8	93.2	-	184.7	15.7	184.7	164.9	140.4	115.9	91.4	-
	62	171.7	13.8	171.7	171.7	171.7	147.1	122.6	98.1	169.5	15.5	169.5	169.5	169.5	145.0	120.5	96.1
	62	171.7	13.8	171.7	171.7	171.7	147.1	122.6	98.1	169.5	15.5	169.5	169.5	169.5	145.0	120.5	96.1
	57	173.0	13.8	173.0	173.0	173.0	148.4	123.9	99.4	168.6	15.4	168.6	168.6	168.6	144.1	119.7	95.2

J15YD / Two J07NC (Continued)

Air on Evaporator Coil		Temperature of Air on Condenser Coil															
CFM	WB (°F)	Total Capacity ¹ (MBh)	Total Input (kW) ²	Sensible Capacity (MBh)						Total Capacity ¹ (MBh)	Total Input (kW) ²	Sensible Capacity (MBh)					
				Return Dry Bulb (°F)								Return Dry Bulb (°F)					
				90	85	80	75	70	65			90	85	80	75	70	65
				115°F						125°F							
4500	77	193.0	17.7	96.7	79.6	62.4	-	-	-	188.7	19.3	94.6	77.5	60.3	-	-	-
	72	179.5	17.4	121.8	104.6	87.5	70.3	-	-	175.3	19.0	119.9	102.7	85.5	68.3	-	-
	67	166.0	17.1	146.9	129.7	112.6	95.4	78.2	-	161.9	18.7	145.1	127.9	110.7	93.5	76.4	-
	62	154.6	16.8	154.6	154.6	137.6	120.4	103.3	86.1	152.9	18.5	152.9	152.9	136.1	118.9	101.7	84.6
	57	151.8	16.8	151.8	151.8	136.4	119.2	102.1	84.9	148.2	18.4	148.2	148.2	132.2	115.1	97.9	80.7
5250	77	198.9	17.8	105.2	86.0	66.7	-	-	-	193.8	19.4	103.0	83.7	64.5	-	-	-
	72	185.0	17.5	132.0	112.8	93.6	74.3	-	-	180.0	19.1	129.9	110.7	91.5	72.2	-	-
	67	171.0	17.2	158.9	139.6	120.4	101.2	81.9	-	166.2	18.8	156.9	137.7	118.4	99.2	80.0	-
	62	159.2	16.9	159.2	159.2	147.2	128.0	108.7	89.5	157.1	18.6	157.1	157.1	145.6	126.6	107.1	87.9
	57	156.4	16.9	156.4	156.4	145.9	126.7	107.5	88.2	152.2	18.5	152.2	152.2	141.4	122.6	103.0	83.7
6000	77	204.7	17.9	113.7	92.4	71.1	-	-	-	198.9	19.5	111.3	90.0	68.7	-	-	-
	72	190.4	17.6	142.3	121.0	99.7	78.4	-	-	184.8	19.2	140.0	118.7	97.4	76.1	-	-
	67	176.1	17.2	170.9	149.6	128.3	107.0	85.7	-	170.6	18.9	168.7	147.4	126.1	104.9	83.6	-
	62	163.9	17.0	163.9	163.9	156.8	135.5	114.2	92.9	161.3	18.7	161.3	161.3	155.1	134.3	112.5	91.2
	57	161.0	17.0	161.0	161.0	155.4	134.2	112.9	91.6	156.2	18.6	156.2	156.2	150.7	130.2	108.1	86.8
6750	72	192.4	17.6	149.4	126.5	103.6	80.8	-	-	187.0	19.3	147.1	124.3	101.4	78.6	-	-
	67	177.9	17.3	175.3	156.2	133.4	110.5	87.7	-	172.7	18.9	171.7	154.2	131.4	108.5	85.7	-
	62	165.6	17.1	165.6	165.6	162.1	139.2	116.3	93.5	163.2	18.7	163.2	163.2	160.1	137.5	114.4	91.6
	57	162.6	17.0	162.6	162.6	159.9	137.0	114.1	91.3	158.1	18.7	158.1	158.1	155.3	132.9	109.6	86.8
	7500	72	194.3	17.7	156.5	132.0	107.6	83.2	-	-	189.2	19.3	154.2	129.9	105.5	81.1	-
67		179.7	17.4	179.7	162.9	138.5	114.1	89.6	-	174.7	19.0	174.7	161.0	136.6	112.2	87.8	-
62		167.3	17.1	167.3	167.3	167.3	142.9	118.4	94.0	165.1	18.8	165.1	165.1	165.1	140.7	116.3	92.0
57		164.3	17.1	164.3	164.3	164.3	139.8	115.4	91.0	159.9	18.7	159.9	159.9	159.9	135.6	111.2	86.8

- ¹ These capacities are gross ratings. For net capacity, deduct supply air blower motor, MBh. Example: Refer to the appropriate Blower Performance Table for the BHP of the supply air blower motor, MBh = 3.415 x kW and kW = BHP x 0.746 ÷ nameplate rated motor efficiency.
- ² These ratings include the condenser fan motors and the compressor motors but not the supply air blower motor.

J15YD / Two J10NC

Air on Evaporator Coil		Temperature of Air on Condenser Coil															
CFM	WB (°F)	Total Capacity ¹ (MBh)	Total Input (kW) ²	Sensible Capacity (MBh) ¹						Total Capacity ¹ (MBh)	Total Input (kW) ²	Sensible Capacity (MBh) ¹					
				Return Dry Bulb (°F)								Return Dry Bulb (°F)					
				90	85	80	75	70	65			90	85	80	75	70	65
		75°F								85°F							
6000	77	241.0	12.0	121.2	97.8	74.3	-	-	-	237.1	13.2	119.7	96.2	72.6	-	-	-
	72	222.0	11.7	154.8	131.4	107.9	84.4	-	-	219.2	12.9	153.8	130.2	106.7	83.1	-	-
	67	203.0	11.4	188.4	165.0	141.5	118.0	94.5	-	201.4	12.6	187.8	164.2	140.7	117.1	93.6	-
	62	191.6	11.2	191.6	191.6	168.1	144.6	121.1	97.6	188.1	12.3	188.1	187.8	164.3	140.7	117.2	93.6
	57	189.3	11.2	189.3	189.5	166.0	142.6	119.1	95.6	189.2	12.4	189.2	188.9	165.3	141.8	118.2	94.7
7000	77	247.3	12.1	136.7	106.3	79.7	-	-	-	242.9	13.3	135.8	104.6	78.0	-	-	-
	72	227.8	11.8	168.9	142.3	115.8	89.2	-	-	224.6	13.0	167.7	141.1	114.5	87.9	-	-
	67	208.3	11.5	201.0	178.4	151.8	125.3	98.7	-	206.4	12.6	199.5	177.6	151.0	124.4	97.8	-
	62	196.6	11.2	196.6	196.6	180.4	153.4	127.3	100.8	192.7	12.4	192.7	192.6	176.3	149.8	123.2	96.6
	57	194.3	11.3	194.3	194.4	178.2	152.5	125.1	98.5	193.9	12.5	193.9	193.7	177.5	150.9	124.3	97.7
8000	77	253.6	12.2	152.2	114.8	85.1	-	-	-	248.7	13.3	151.8	112.9	83.3	-	-	-
	72	233.6	11.9	182.9	153.3	123.7	94.1	-	-	230.0	13.0	181.6	151.9	122.3	92.7	-	-
	67	213.6	11.5	213.6	191.8	162.2	132.6	103.0	-	211.3	12.7	211.3	191.0	161.3	131.7	102.1	-
	62	201.6	11.3	201.6	201.6	192.7	162.3	133.5	103.9	197.3	12.5	197.3	197.3	188.4	158.8	129.2	99.6
	57	199.3	11.4	199.3	199.3	190.3	162.5	131.1	101.5	198.5	12.5	198.5	198.5	189.6	160.0	130.4	100.8
9000	72	238.5	11.9	193.5	161.5	129.6	97.6	-	-	234.0	13.1	192.0	160.0	128.1	96.1	-	-
	67	218.1	11.6	218.1	201.9	169.9	138.0	106.1	-	215.0	12.8	215.0	200.9	168.9	136.9	105.0	-
	62	205.8	11.4	205.8	205.8	201.3	169.0	137.4	105.5	200.7	12.5	200.7	200.7	196.3	164.3	132.3	100.3
	57	203.4	11.4	203.4	203.4	199.0	167.9	135.1	103.1	201.9	12.6	201.9	201.9	197.5	165.5	133.5	101.6
10000	72	243.3	12.0	204.1	169.8	135.5	101.2	-	-	238.0	13.1	202.5	168.1	133.8	99.5	-	-
	67	222.5	11.7	222.5	212.0	177.7	143.4	109.1	-	218.6	12.8	218.6	210.8	176.5	142.1	107.8	-
	62	210.0	11.4	210.0	210.0	210.0	175.7	141.4	107.1	204.1	12.6	204.1	204.1	204.1	169.8	135.4	101.1
	57	207.6	11.5	207.6	207.6	207.6	173.3	139.0	104.7	205.4	12.6	205.4	205.4	205.4	171.0	136.7	102.4
		95°F								105°F							
6000	77	233.2	14.3	118.3	94.6	71.0	-	-	-	229.8	15.1	117.0	93.3	69.7	-	-	-
	72	216.5	14.0	152.7	129.1	105.5	81.9	-	-	213.6	14.8	151.7	128.1	104.5	80.8	-	-
	67	199.8	13.7	187.1	163.5	139.9	116.3	92.7	-	197.4	14.5	186.4	162.8	139.2	115.6	92.0	-
	62	184.5	13.4	184.5	184.1	160.5	136.8	113.2	89.6	185.1	14.2	185.1	183.8	160.2	136.5	112.9	89.3
	57	189.1	13.5	189.1	188.2	164.6	141.0	117.4	93.8	187.3	14.3	187.3	185.9	162.2	138.6	115.0	91.4
7000	77	238.5	14.4	134.9	102.9	76.3	-	-	-	233.4	15.8	135.0	101.2	74.6	-	-	-
	72	221.5	14.1	166.5	139.8	113.2	86.6	-	-	216.9	15.5	165.0	138.4	111.7	85.1	-	-
	67	204.4	13.8	198.1	176.8	150.2	123.6	97.0	-	200.5	15.2	195.0	175.5	148.9	122.3	95.6	-
	62	188.8	13.5	188.8	188.5	172.3	146.1	119.0	92.4	187.9	14.9	187.9	187.3	171.3	144.9	118.1	91.5
	57	193.4	13.6	193.4	193.0	176.7	149.3	123.5	96.9	190.3	14.9	190.3	189.5	173.6	146.5	120.3	93.7
8000	77	243.9	14.5	151.5	111.1	81.5	-	-	-	237.0	16.4	153.0	109.1	79.5	-	-	-
	72	226.4	14.2	180.2	150.6	121.0	91.4	-	-	220.3	16.1	178.3	148.7	119.0	89.4	-	-
	67	209.0	13.9	209.0	190.1	160.5	130.9	101.3	-	203.6	15.8	203.6	188.2	158.6	129.0	99.3	-
	62	193.0	13.6	193.0	193.0	184.1	155.3	124.9	95.2	190.8	15.5	190.8	190.8	182.5	153.3	123.2	93.6
	57	197.8	13.7	197.8	197.8	188.9	157.5	129.6	100.0	193.2	15.5	193.2	193.2	184.9	154.4	125.6	96.0
9000	72	229.5	14.2	190.6	158.6	126.6	94.5	-	-	222.9	16.1	188.2	156.3	124.3	92.3	-	-
	67	211.8	13.9	211.8	199.9	167.9	135.9	103.9	-	206.0	15.8	206.0	197.0	165.6	133.6	101.7	-
	62	195.6	13.7	195.6	195.6	191.2	159.6	127.2	95.2	193.1	15.5	193.1	193.1	188.9	157.1	124.9	93.0
	57	200.5	13.7	200.5	200.5	196.0	163.1	132.0	100.0	195.5	15.5	195.5	195.5	191.3	158.9	127.4	95.4
10000	72	232.6	14.3	200.9	166.5	132.1	97.7	-	-	225.4	16.1	198.2	163.9	129.6	95.3	-	-
	67	214.7	14.0	214.7	209.6	175.2	140.8	106.5	-	208.3	15.8	208.3	205.8	172.6	138.3	104.0	-
	62	198.3	13.7	198.3	198.3	198.3	163.9	129.5	95.1	195.3	15.5	195.3	195.3	195.3	161.0	126.7	92.4
	57	203.2	13.8	203.2	203.2	203.2	168.8	134.4	100.0	197.7	15.5	197.7	197.7	197.7	163.4	129.1	94.8

J15YD / Two J10NC (Continued)

Air on Evaporator Coil		Temperature of Air on Condenser Coil															
CFM	WB (°F)	Total Capacity ¹ (MBh)	Total Input (kW) ²	Sensible Capacity (MBh) ¹						Total Capacity ¹ (MBh)	Total Input (kW) ²	Sensible Capacity (MBh) ¹					
				Return Dry Bulb (°F)								Return Dry Bulb (°F)					
				90	85	80	75	70	65			90	85	80	75	70	65
		115°F									125°F						
6000	77	226.4	15.9	115.7	92.1	68.4	-	-	-	223.0	16.7	114.4	90.8	67.1	-	-	-
	72	210.6	15.6	150.7	127.1	103.5	79.8	-	-	207.7	16.4	149.7	126.1	102.5	78.8	-	-
	67	194.9	15.3	185.7	162.1	138.5	114.9	91.2	-	192.4	16.1	185.0	161.4	137.8	114.1	90.5	-
	62	185.6	15.0	185.6	183.5	159.8	136.2	112.6	89.0	186.1	15.8	186.1	183.2	159.5	135.9	112.3	88.7
	57	185.6	15.0	185.6	183.5	159.9	136.3	112.6	89.0	183.8	15.8	183.8	181.1	157.5	133.9	110.3	86.7
7000	77	228.3	17.1	135.1	99.6	72.9	-	-	-	223.2	18.5	135.2	97.9	71.3	-	-	-
	72	212.4	16.8	163.5	136.9	110.3	83.6	-	-	207.9	18.2	162.0	135.4	108.8	82.1	-	-
	67	196.5	16.5	191.9	174.2	147.6	121.0	94.3	-	192.6	17.9	188.9	172.9	146.3	119.6	93.0	-
	62	187.1	16.2	187.1	186.1	170.4	143.7	117.1	90.5	186.3	17.5	186.3	184.8	169.4	142.6	116.1	89.5
	57	187.1	16.2	187.1	186.1	170.4	143.8	117.1	90.5	184.0	17.5	184.0	182.6	167.2	141.0	114.0	87.3
8000	77	230.2	18.3	154.5	107.1	77.4	-	-	-	223.4	20.2	156.0	105.1	75.4	-	-	-
	72	214.2	18.0	176.3	146.7	117.1	87.4	-	-	208.1	19.9	174.4	144.7	115.1	85.5	-	-
	67	198.2	17.7	198.2	186.3	156.7	127.1	97.4	-	192.7	19.6	192.7	184.4	154.8	125.1	95.5	-
	62	188.7	17.3	188.7	188.7	180.9	151.2	121.6	92.0	186.5	19.2	186.5	186.5	179.3	149.2	120.0	90.3
	57	188.7	17.3	188.7	188.7	180.9	151.3	121.6	92.0	184.2	19.1	184.2	184.2	176.9	148.2	117.7	88.0
9000	72	216.2	17.9	185.9	154.0	122.0	90.1	-	-	209.6	19.8	183.6	151.7	119.8	87.9	-	-
	67	200.1	17.6	200.1	194.1	163.4	131.4	99.5	-	194.2	19.5	194.2	191.3	161.1	129.2	97.3	-
	62	190.5	17.3	190.5	190.5	186.6	154.7	122.7	90.8	187.9	19.1	187.9	187.9	184.3	152.2	120.5	88.6
	57	190.5	17.3	190.5	190.5	186.6	154.7	122.8	90.8	185.5	19.0	185.5	185.5	181.9	150.5	118.1	86.2
	72	218.3	17.9	195.5	161.3	127.0	92.8	-	-	211.1	19.7	192.8	158.6	124.5	90.3	-	-
10000	67	202.0	17.6	202.0	202.0	170.0	135.8	101.6	-	195.6	19.4	195.6	195.6	167.4	133.3	99.1	-
	62	192.3	17.2	192.3	192.3	192.3	158.1	123.8	89.6	189.3	19.0	189.3	189.3	189.3	155.2	121.0	86.9
	57	192.3	17.2	192.3	192.3	192.3	158.1	123.9	89.6	186.9	18.9	186.9	186.9	186.9	152.8	118.6	84.5

¹ These capacities are gross ratings. For net capacity, deduct supply air blower motor, MBh. Example: Refer to the appropriate Blower Performance Table for the BHP of the supply air blower motor, MBh = 3.415 x kW and kW = BHP x 0.746 ÷ nameplate rated motor efficiency.
² These ratings include the condenser fan motors and the compressor motors but not the supply air blower motor.

J15YD/J15ND

Air on Evaporator Coil		Temperature of Air on Condenser Coil																		
CFM	WB (°F)	Total Capacity ¹ (MBh)	Total Input (kW) ²	Sensible Capacity (MBh)						Total Capacity ¹ (MBh)	Total Input (kW) ²	Sensible Capacity (MBh)								
				Return Dry Bulb (°F)								Return Dry Bulb (°F)								
				90	85	80	75	70	65			90	85	80	75	70	65			
		75°F						85°F												
4500	77	208.6	11.7	106.3	87.7	69.0	-	-	-	205.9	13.0	103.7	84.9	66.2	-	-	-			
	72	198.3	11.4	132.6	113.9	95.3	76.6	-	-	192.8	12.7	129.9	111.1	92.4	73.6	-	-			
	67	188.0	11.0	158.8	140.2	121.5	102.9	84.2	-	179.7	12.4	156.1	137.4	118.6	99.9	81.1	-			
	62	170.5	10.9	170.5	170.5	152.4	133.8	115.1	96.5	166.3	12.2	166.3	166.3	150.1	131.4	112.6	93.9			
	57	177.8	11.0	177.8	177.8	161.5	142.9	124.2	105.6	172.3	12.2	172.3	172.3	155.9	137.1	118.4	99.6			
5250	77	217.2	11.7	117.1	95.9	74.6	-	-	-	213.0	13.0	114.0	92.6	71.2	-	-	-			
	72	206.4	11.4	145.5	124.2	102.9	81.6	-	-	199.5	12.7	142.3	120.9	99.5	78.1	-	-			
	67	195.7	11.1	173.8	152.5	131.2	110.0	88.7	-	186.0	12.5	170.5	149.1	127.7	106.3	84.9	-			
	62	177.6	10.9	177.6	177.6	164.6	144.0	122.0	100.8	172.0	12.2	172.0	172.0	161.7	140.3	118.9	97.5			
	57	185.1	11.0	185.1	185.1	174.5	153.9	131.9	110.6	178.3	12.3	178.3	178.3	167.8	146.5	125.1	103.7			
6000	77	225.8	11.8	128.0	104.0	80.1	-	-	-	220.1	13.1	124.4	100.3	76.3	-	-	-			
	72	214.6	11.4	158.4	134.5	110.5	86.6	-	-	206.1	12.8	154.6	130.6	106.6	82.5	-	-			
	67	203.4	11.1	188.9	164.9	141.0	117.0	93.1	-	192.2	12.5	184.9	160.9	136.8	112.8	88.8	-			
	62	184.6	11.0	184.6	184.6	176.9	154.2	129.0	105.1	177.8	12.3	177.8	177.8	173.2	149.1	125.1	101.1			
	57	192.4	11.1	192.4	192.4	187.4	165.0	139.5	115.6	184.2	12.4	184.2	184.2	179.8	155.8	131.7	107.7			
6750	72	214.6	11.5	167.9	142.4	116.8	91.2	-	-	206.7	12.9	164.3	138.6	113.0	87.3	-	-			
	67	203.4	11.2	196.2	174.5	149.0	123.4	97.8	-	192.7	12.6	189.0	170.7	145.0	119.3	93.7	-			
	62	184.6	11.1	184.6	184.6	180.7	155.8	129.6	104.0	178.3	12.4	178.3	178.3	176.0	150.3	124.6	98.9			
	57	192.4	11.1	192.4	192.4	189.9	165.1	138.8	113.2	184.7	12.4	184.7	184.7	182.5	156.8	131.2	105.5			
	72	214.6	11.6	177.4	150.3	123.1	95.9	-	-	207.2	12.9	174.0	146.6	119.3	92.0	-	-			
7500	67	203.5	11.3	203.5	184.1	157.0	129.8	102.6	-	193.2	12.6	193.2	180.5	153.2	125.9	98.6	-			
	62	184.6	11.1	184.6	184.6	184.6	157.4	130.2	103.0	178.7	12.4	178.7	178.7	178.7	151.4	124.1	96.8			
	57	192.5	11.2	192.5	192.5	192.5	165.3	138.1	110.9	185.2	12.5	185.2	185.2	185.2	157.9	130.6	103.3			
			95°F						105°F											
	4500	77	203.1	14.3	101.0	82.1	63.3	-	-	-	189.1	16.0	95.4	76.6	57.9	-	-	-		
72		187.3	14.0	127.2	108.4	89.5	70.7	-	-	175.6	15.7	122.5	103.8	85.0	66.3	-	-			
67		171.5	13.7	153.5	134.6	115.8	96.9	78.1	-	162.1	15.5	149.7	130.9	112.2	93.5	74.7	-			
62		162.0	13.5	162.0	162.0	147.9	129.0	110.2	91.3	153.3	15.3	153.3	153.3	141.3	122.5	103.8	85.0			
57		166.8	13.5	166.8	166.8	150.2	131.4	112.5	93.7	156.8	15.2	156.8	156.8	145.7	126.9	108.2	89.5			
5250	77	208.8	14.3	110.9	89.4	67.9	-	-	-	195.1	16.0	108.5	84.0	62.7	-	-	-			
	72	192.5	14.1	139.0	117.6	96.1	74.6	-	-	181.2	15.8	134.8	113.4	92.1	70.8	-	-			
	67	176.2	13.8	167.2	145.7	124.2	102.7	81.2	-	167.3	15.5	161.0	142.8	121.5	100.2	78.8	-			
	62	166.5	13.5	166.5	166.5	158.7	136.5	115.7	94.2	158.2	15.3	158.2	158.2	153.0	131.3	110.3	89.0			
	57	171.4	13.6	171.4	171.4	161.2	139.0	118.2	96.7	161.8	15.3	161.8	161.8	157.8	136.1	115.1	93.8			
6000	77	214.4	14.4	120.8	96.7	72.5	-	-	-	201.1	16.1	121.6	91.4	67.4	-	-	-			
	72	197.7	14.2	150.9	126.7	102.6	78.5	-	-	186.8	15.8	147.0	123.1	99.1	75.2	-	-			
	67	181.0	13.9	180.9	156.8	132.7	108.5	84.4	-	172.4	15.6	172.4	154.8	130.8	106.9	83.0	-			
	62	171.0	13.6	171.0	171.0	169.5	144.0	121.2	97.1	163.0	15.4	163.0	163.0	164.7	140.1	116.8	92.9			
	57	176.1	13.7	176.1	176.1	172.2	146.5	123.9	99.8	166.8	15.4	166.8	166.8	169.9	145.2	122.0	98.1			
6750	72	198.8	14.2	160.7	134.9	109.1	83.3	-	-	186.7	15.9	156.8	131.0	105.1	79.2	-	-			
	67	182.0	13.9	181.9	166.9	141.1	115.3	89.5	-	172.4	15.6	172.4	162.0	138.7	112.8	86.9	-			
	62	171.9	13.7	171.9	171.9	171.2	144.7	119.6	93.8	163.0	15.4	163.0	163.0	163.8	137.6	112.1	86.2			
	57	177.0	13.7	177.0	177.0	175.1	148.5	123.5	97.7	166.7	15.4	166.7	166.7	168.3	142.0	116.5	90.6			
	72	199.8	14.3	170.5	143.0	115.6	88.2	-	-	186.7	15.9	166.7	138.9	111.0	83.2	-	-			
7500	67	183.0	14.0	183.0	176.9	149.5	122.0	94.6	-	172.3	15.7	172.3	169.3	146.5	118.7	90.9	-			
	62	172.9	13.7	172.9	172.9	172.9	145.4	118.0	90.6	162.9	15.5	162.9	162.9	162.9	135.1	107.3	79.5			
	57	178.0	13.8	178.0	178.0	178.0	150.5	123.1	95.6	166.7	15.4	166.7	166.7	166.7	138.8	111.0	83.2			

J15YD/J15ND (Continued)

Air on Evaporator Coil		Temperature of Air on Condenser Coil																	
CFM	WB (°F)	Total Capacity ¹ (MBh)	Total Input (kW) ²	Sensible Capacity (MBh)						Total Capacity ¹ (MBh)	Total Input (kW) ²	Sensible Capacity (MBh)							
				Return Dry Bulb (°F)								Return Dry Bulb (°F)							
				90	85	80	75	70	65			90	85	80	75	70	65		
		115°F									125°F								
4500	77	175.1	17.7	89.8	71.1	52.5	-	-	-	161.0	19.4	84.1	65.6	47.1	-	-	-		
	72	163.9	17.4	117.8	99.2	80.6	61.9	-	-	152.2	19.1	113.1	94.6	76.1	57.6	-	-		
	67	152.8	17.2	145.9	127.3	108.6	90.0	71.4	-	143.4	18.9	142.1	123.6	105.1	86.6	68.0	-		
	62	144.6	17.1	144.6	144.6	134.7	116.0	97.4	78.8	135.8	18.8	135.8	135.8	128.1	109.5	91.0	72.5		
	57	146.8	17.0	146.8	146.8	141.1	122.5	103.9	85.2	136.8	18.7	136.8	136.8	136.6	118.0	99.5	81.0		
5250	77	181.4	17.7	106.1	78.6	57.4	-	-	-	167.8	19.4	103.6	73.2	52.2	-	-	-		
	72	169.9	17.5	130.5	109.3	88.1	66.9	-	-	158.6	19.2	126.2	105.2	84.1	63.1	-	-		
	67	158.3	17.2	154.9	140.0	118.8	97.6	76.4	-	149.4	18.9	148.7	137.1	116.1	95.1	74.0	-		
	62	149.8	17.1	149.8	149.8	147.3	126.1	104.9	83.7	141.5	18.9	141.5	141.5	141.5	120.9	99.5	78.5		
	57	152.1	17.0	152.1	152.1	154.3	133.1	112.0	90.8	142.5	18.7	142.5	142.5	142.5	130.2	108.8	87.8		
6000	77	187.8	17.8	122.4	86.1	62.3	-	-	-	174.5	19.4	123.1	80.8	57.2	-	-	-		
	72	175.8	17.5	143.1	119.4	95.6	71.9	-	-	164.9	19.2	139.2	115.7	92.2	68.6	-	-		
	67	163.9	17.3	163.9	152.7	129.0	105.2	81.5	-	155.3	19.0	155.3	150.7	127.1	103.6	80.0	-		
	62	155.1	17.2	155.1	155.1	159.9	136.1	112.4	88.7	147.1	18.9	147.1	147.1	147.1	132.2	108.0	84.4		
	57	157.5	17.1	157.5	157.5	167.5	143.8	120.1	96.3	148.2	18.8	148.2	148.2	148.2	142.4	118.1	94.6		
6750	72	174.6	17.6	153.0	127.0	101.1	75.1	-	-	162.6	19.2	149.2	123.1	97.0	71.0	-	-		
	67	162.8	17.3	162.8	157.2	136.3	110.3	84.3	-	153.2	19.0	153.2	152.4	133.9	107.8	81.8	-		
	62	154.0	17.2	154.0	154.0	156.4	130.5	104.5	78.5	145.1	19.0	145.1	145.1	145.1	123.3	96.9	70.9		
	57	156.4	17.1	156.4	156.4	161.4	135.5	109.5	83.5	146.1	18.8	146.1	146.1	146.1	128.9	102.5	76.4		
	7500	72	173.5	17.6	162.9	134.7	106.5	78.3	-	-	160.3	19.3	159.1	130.5	101.9	73.3	-	-	
67	161.7	17.3	161.7	161.7	143.6	115.4	87.2	-	151.0	19.0	151.0	151.0	140.6	112.0	83.5	-			
62	153.0	17.2	153.0	153.0	153.0	124.8	96.6	68.4	143.0	19.0	143.0	143.0	143.0	114.5	85.9	57.3			
57	155.4	17.1	155.4	155.4	155.4	127.2	99.0	70.8	144.0	18.8	144.0	144.0	144.0	115.5	86.9	58.3			

¹ These capacities are gross ratings. For net capacity, deduct supply air blower motor, MBh. Example: Refer to the appropriate Blower Performance Table for the BHP of the supply air blower motor, MBh = 3.415 x kW and kW = BHP x 0.746 ÷ nameplate rated motor efficiency.

² These ratings include the condenser fan motors and the compressor motors but not the supply air blower motor.

J15YD/J20ND

Air on Evaporator Coil		Temperature of Air on Condenser Coil																	
CFM	WB (°F)	Total Capacity ¹ (MBh)	Total Input (kW) ²	Sensible Capacity (MBh) ¹								Total Capacity ¹ (MBh)	Total Input (kW) ²	Sensible Capacity (MBh) ¹					
				Return Dry Bulb (°F)										Return Dry Bulb (°F)					
				90	85	80	75	70	65	90	85			80	75	70	65		
		75°F								85°F									
4500	77	213.8	12.1	109.1	89.8	70.5	-	-	-	212.3	13.3	108.9	89.6	70.3	-	-	-		
	72	201.0	11.8	136.0	116.7	97.4	78.1	-	-	197.9	13.0	134.7	115.4	96.1	76.9	-	-		
	67	188.1	11.5	162.8	143.5	124.2	104.9	85.6	-	183.4	12.7	160.6	141.3	122.0	102.7	83.4	-		
	62	171.4	11.3	171.4	168.3	149.0	129.7	110.4	91.1	166.5	12.5	166.5	164.9	145.6	126.3	107.0	87.7		
	57	175.2	11.3	175.2	175.2	157.4	138.1	118.8	99.5	168.8	12.5	168.8	168.8	151.2	131.9	112.6	93.3		
5250	77	220.6	12.2	120.2	98.1	76.0	-	-	-	219.0	13.4	120.0	97.9	75.8	-	-	-		
	72	207.3	11.9	149.2	127.0	104.9	82.8	-	-	204.1	13.1	147.9	125.8	103.7	81.6	-	-		
	67	194.1	11.6	178.1	156.0	133.8	111.7	89.6	-	189.2	12.8	175.9	153.7	131.6	109.5	87.4	-		
	62	176.8	11.4	176.8	175.2	160.5	138.7	116.3	94.2	171.8	12.6	171.8	170.9	157.1	134.9	112.8	90.7		
	57	180.7	11.4	180.7	180.7	169.6	148.2	125.4	103.2	174.1	12.5	174.1	174.1	163.1	141.0	118.8	96.7		
6000	77	227.3	12.3	131.3	106.4	81.5	-	-	-	225.7	13.5	131.2	106.3	81.3	-	-	-		
	72	213.6	12.0	162.3	137.4	112.5	87.5	-	-	210.4	13.2	161.2	136.2	111.3	86.4	-	-		
	67	200.0	11.7	193.3	168.4	143.5	118.5	93.6	-	195.0	12.9	191.1	166.2	141.2	116.3	91.4	-		
	62	182.2	11.5	182.2	182.2	172.1	147.8	122.2	97.3	177.0	12.7	177.0	177.0	168.5	143.6	118.7	93.7		
	57	186.3	11.5	186.3	186.3	181.8	158.2	132.0	107.0	179.5	12.6	179.5	179.5	175.0	150.0	125.1	100.2		
6750	72	217.5	12.1	172.8	145.5	118.2	90.9	-	-	213.5	13.3	171.4	144.1	116.9	89.6	-	-		
	67	203.6	11.8	200.3	178.1	150.8	123.5	96.2	-	197.9	13.0	196.0	175.6	148.3	121.1	93.8	-		
	62	185.5	11.6	185.5	185.5	180.5	153.5	125.9	98.6	179.7	12.7	179.7	175.4	148.2	120.9	93.6	-		
	57	189.6	11.5	189.6	189.6	187.4	160.8	132.8	105.6	182.2	12.7	182.2	182.2	179.9	152.7	125.4	98.1		
	72	221.4	12.2	183.2	153.5	123.9	94.3	-	-	216.7	13.3	181.7	152.1	122.5	92.8	-	-		
7500	67	207.3	11.9	207.3	187.7	158.1	128.4	98.8	-	200.9	13.0	200.9	185.0	155.4	125.8	96.2	-		
	62	188.8	11.6	188.8	188.8	188.8	159.2	129.5	99.9	182.4	12.8	182.4	182.4	182.4	152.8	123.1	93.5		
	57	193.0	11.6	193.0	193.0	193.0	163.4	133.7	104.1	184.9	12.8	184.9	184.9	184.9	155.3	125.7	96.1		
			95°F								105°F								
	4500	77	210.9	14.5	108.6	89.3	70.0	-	-	-	205.7	16.4	106.6	87.3	68.0	-	-	-	
72		194.8	14.2	133.5	114.2	94.9	75.7	-	-	190.4	16.0	131.6	112.3	93.1	73.8	-	-		
67		178.7	13.9	158.4	139.1	119.8	100.6	81.3	-	175.1	15.6	156.7	137.4	118.1	98.9	79.6	-		
62		161.6	13.6	161.6	161.5	142.2	122.9	103.6	84.4	157.3	15.3	157.3	157.2	139.1	119.9	100.6	81.3		
57		162.4	13.6	162.4	162.4	144.9	125.7	106.4	87.1	159.4	15.3	159.4	159.4	142.1	122.8	103.6	84.3		
5250	77	217.5	14.6	119.8	97.7	75.6	-	-	-	212.5	16.5	118.4	95.7	73.6	-	-	-		
	72	200.9	14.3	146.7	124.6	102.5	80.4	-	-	196.6	16.1	144.9	122.8	100.7	78.6	-	-		
	67	184.4	14.0	173.6	151.5	129.4	107.3	85.2	-	180.8	15.8	171.3	149.9	127.8	105.7	83.6	-		
	62	166.7	13.7	166.7	166.7	153.6	131.2	109.4	87.2	162.5	15.4	162.5	162.4	150.5	128.3	106.3	84.2		
	57	167.5	13.7	167.5	167.5	156.5	133.8	112.3	90.2	164.7	15.4	164.7	164.7	153.7	131.3	109.5	87.4		
6000	77	224.2	14.7	131.1	106.2	81.2	-	-	-	219.2	16.6	130.3	104.1	79.1	-	-	-		
	72	207.1	14.4	160.0	135.0	110.1	85.2	-	-	202.9	16.2	158.2	133.2	108.3	83.4	-	-		
	67	190.0	14.1	188.9	163.9	139.0	114.1	89.1	-	186.6	15.9	186.0	162.4	137.5	112.5	87.6	-		
	62	171.8	13.8	171.8	171.8	164.9	139.4	115.1	90.1	167.6	15.5	167.6	167.6	161.9	136.7	112.0	87.1		
	57	172.7	13.8	172.7	172.7	168.1	141.8	118.3	93.3	169.9	15.5	169.9	169.9	165.3	139.7	115.5	90.6		
6750	72	209.6	14.4	170.1	142.8	115.6	88.3	-	-	205.0	16.3	168.2	140.9	113.7	86.4	-	-		
	67	192.3	14.2	191.7	173.1	145.9	118.6	91.4	-	188.5	15.9	188.2	171.5	144.3	117.0	89.7	-		
	62	173.9	13.9	173.9	173.9	170.4	142.9	115.9	88.7	169.4	15.5	169.4	169.4	166.5	139.1	112.0	84.8		
	57	174.7	13.9	174.7	174.7	172.4	144.5	117.9	90.7	171.7	15.5	171.7	171.7	169.4	141.8	114.9	87.6		
	72	212.0	14.5	180.2	150.6	121.0	91.4	-	-	207.1	16.3	178.2	148.6	119.0	89.4	-	-		
7500	67	194.5	14.2	194.5	182.3	152.8	123.2	93.6	-	190.5	15.9	190.5	180.6	151.0	121.5	91.9	-		
	62	175.9	13.9	175.9	175.9	175.9	146.3	116.8	87.2	171.2	15.5	171.2	171.2	171.2	141.6	112.0	82.4		
	57	176.8	13.9	176.8	176.8	176.8	147.2	117.6	88.0	173.5	15.5	173.5	173.5	173.5	143.9	114.3	84.7		

J15YD/J20ND (Continued)

Air on Evaporator Coil		Temperature of Air on Condenser Coil																	
CFM	WB (°F)	Total Capacity ¹ (MBh)	Total Input (kW) ²	Sensible Capacity (MBh) ¹						Total Capacity ¹ (MBh)	Total Input (kW) ²	Sensible Capacity (MBh) ¹							
				Return Dry Bulb (°F)								Return Dry Bulb (°F)							
				90	85	80	75	70	65			90	85	80	75	70	65		
		115°F												125°F					
4500	77	200.6	18.3	104.5	85.3	66.0	-	-	-	195.5	20.2	102.5	83.2	64.0	-	-	-		
	72	186.0	17.8	129.7	110.5	91.2	72.0	-	-	181.6	19.6	127.9	108.6	89.4	70.1	-	-		
	67	171.4	17.4	154.9	135.7	116.4	97.2	77.9	-	167.7	19.1	153.2	134.0	114.7	95.5	76.3	-		
	62	153.0	16.9	153.0	153.0	136.1	116.8	97.6	78.3	148.7	18.5	148.7	148.7	133.0	113.8	94.5	75.3		
	57	156.4	16.9	156.4	156.4	139.2	120.0	100.7	81.5	153.5	18.5	153.5	153.5	136.4	117.1	97.9	78.7		
5250	77	207.4	18.4	117.0	93.6	71.5	-	-	-	202.4	20.4	115.6	91.6	69.5	-	-	-		
	72	192.3	18.0	143.0	120.9	98.9	76.8	-	-	188.1	19.8	141.2	119.1	97.0	75.0	-	-		
	67	177.2	17.5	169.0	148.3	126.2	104.1	82.0	-	173.7	19.2	166.7	146.6	124.6	102.5	80.4	-		
	62	158.2	17.0	158.2	158.2	147.5	125.4	103.3	81.2	154.0	18.7	154.0	154.0	144.4	122.5	100.2	78.2		
	57	161.8	17.0	161.8	161.8	150.9	128.8	106.7	84.6	158.9	18.7	158.9	158.9	148.1	126.3	103.9	81.9		
6000	77	214.3	18.6	129.6	102.0	77.1	-	-	-	209.4	20.5	128.8	99.9	75.0	-	-	-		
	72	198.7	18.1	156.3	131.4	106.5	81.6	-	-	194.5	20.0	154.5	129.6	104.7	79.8	-	-		
	67	183.1	17.6	183.1	160.9	135.9	111.0	86.1	-	179.7	19.4	179.7	159.3	134.4	109.5	84.6	-		
	62	163.5	17.1	163.5	163.5	158.8	133.9	109.0	84.1	159.3	18.8	159.3	159.3	155.8	131.2	106.0	81.1		
	57	167.1	17.1	167.1	167.1	162.6	137.6	112.7	87.8	164.4	18.8	164.4	164.4	159.8	135.5	110.0	85.1		
6750	72	200.5	18.1	166.3	139.0	111.8	84.5	-	-	196.0	19.9	164.4	137.1	109.8	82.6	-	-		
	67	184.7	17.6	184.7	169.9	142.6	115.4	88.1	-	181.0	19.4	181.0	168.3	141.0	113.8	86.5	-		
	62	164.9	17.1	164.9	164.9	162.6	135.4	108.1	80.8	160.4	18.8	160.4	160.4	158.7	131.6	104.2	76.9		
	57	168.6	17.1	168.6	168.6	166.3	139.1	111.8	84.6	165.6	18.8	165.6	165.6	163.3	136.4	108.8	81.5		
	7500	72	202.3	18.1	176.2	146.6	117.0	87.4	-	197.4	19.9	174.2	144.6	115.0	85.4	-	-		
67	186.4	17.6	186.4	178.9	149.3	119.7	90.1	-	182.3	19.3	182.3	177.2	147.6	118.0	88.4	-			
62	166.4	17.1	166.4	166.4	166.4	136.8	107.2	77.6	161.6	18.7	161.6	161.6	161.6	132.0	102.4	72.8			
57	170.1	17.1	170.1	170.1	170.1	140.5	110.9	81.3	166.8	18.7	166.8	166.8	166.8	137.2	107.6	78.0			

¹ These capacities are gross ratings. For net capacity, deduct supply air blower motor, MBh. Example: Refer to the appropriate Blower Performance Table for the BHP of the supply air blower motor, MBh = 3.415 x kW and kW = BHP x 0.746 ÷ nameplate rated motor efficiency.

² These ratings include the condenser fan motors and the compressor motors but not the supply air blower motor.

J20YC/J20NC

Air on Evaporator Coil		Temperature of Air on Condenser Coil															
CFM	WB (°F)	Total Capacity ¹ (MBh)	Total Input (kW) ²	Sensible Capacity (MBh)						Total Capacity ¹ (MBh)	Total Input (kW) ²	Sensible Capacity (MBh)					
				Return Dry Bulb (°F)								Return Dry Bulb (°F)					
				90	85	80	75	70	65			90	85	80	75	70	65
		75°F							85°F								
6000	77	286.3	15.3	136.1	113.4	90.6	-	-	-	280.0	16.9	131.5	108.2	84.9	-	-	-
	72	267.4	14.8	169.4	146.7	123.9	101.2	-	-	260.2	16.5	166.3	143.0	119.7	96.4	-	-
	67	248.5	14.4	202.7	180.0	157.2	134.5	111.7	-	240.5	16.1	201.0	177.7	154.4	131.1	107.8	-
	62	228.9	14.1	228.9	216.8	194.0	171.3	148.5	125.8	223.4	15.7	223.4	213.8	190.5	167.2	143.9	120.6
	57	227.5	14.0	227.5	227.5	205.1	182.4	159.6	136.9	220.8	15.7	220.8	220.8	201.8	178.5	155.2	131.9
7000	77	296.6	15.4	148.2	122.8	97.4	-	-	-	287.9	17.0	143.1	117.2	91.3	-	-	-
	72	277.0	14.9	184.0	158.6	133.2	107.8	-	-	267.6	16.6	180.5	154.5	128.6	102.7	-	-
	67	257.5	14.5	219.8	194.4	169.0	143.6	118.3	-	247.4	16.1	217.8	191.9	165.9	140.0	114.1	-
	62	237.1	14.2	237.1	231.1	208.6	184.8	157.8	132.4	229.7	15.8	229.7	224.9	204.7	178.7	152.8	126.9
	57	235.7	14.1	235.7	235.7	220.5	197.5	169.7	144.3	227.0	15.8	227.0	227.0	216.9	190.9	165.0	139.0
8000	77	306.9	15.5	160.3	132.3	104.2	-	-	-	295.8	17.1	154.7	126.2	97.6	-	-	-
	72	286.6	15.0	198.6	170.6	142.5	114.5	-	-	275.0	16.7	194.7	166.1	137.5	108.9	-	-
	67	266.4	14.6	236.9	208.9	180.8	152.8	124.8	-	254.2	16.2	234.6	206.0	177.4	148.8	120.3	-
	62	245.4	14.3	245.4	245.4	223.1	198.3	167.1	139.0	236.1	15.9	236.1	236.1	218.8	190.3	161.7	133.1
	57	243.8	14.2	243.8	243.8	235.9	212.7	179.8	151.8	233.3	15.9	233.3	233.3	231.9	203.3	174.7	146.2
9000	72	296.2	15.1	209.5	179.3	149.0	118.8	-	-	282.3	16.7	205.3	174.3	143.2	112.2	-	-
	67	275.2	14.7	251.9	219.4	189.1	158.9	128.6	-	261.0	16.3	246.8	215.8	184.8	153.8	122.8	-
	62	253.5	14.4	253.5	253.5	233.4	204.7	172.9	142.6	242.4	15.9	242.4	242.4	228.0	197.0	165.9	134.9
	57	251.9	14.3	251.9	251.9	248.0	220.1	187.5	157.2	239.5	15.9	239.5	239.5	238.8	207.8	176.8	145.8
	72	305.7	15.2	220.5	188.0	155.6	123.1	-	-	289.7	16.8	215.9	182.4	149.0	115.5	-	-
10000	67	284.0	14.8	266.9	229.9	197.4	165.0	132.5	-	267.7	16.3	259.1	225.7	192.2	158.8	125.3	-
	62	261.7	14.5	261.7	261.7	243.6	211.1	178.7	146.2	248.7	16.0	248.7	248.7	237.1	203.7	170.2	136.8
	57	260.0	14.4	260.0	260.0	227.6	195.1	162.7	-	245.7	16.0	245.7	245.7	245.7	212.3	178.8	145.4
			95°F							105°F							
	6000	77	273.6	18.5	126.9	103.1	79.2	-	-	-	259.0	21.0	123.8	99.6	75.3	-	-
72		253.1	18.1	163.1	139.3	115.4	91.6	-	-	239.6	20.4	159.8	135.6	111.3	87.1	-	-
67		232.5	17.7	199.3	175.5	151.6	127.8	103.9	-	220.3	19.9	195.8	171.6	147.4	123.1	98.9	-
62		217.9	17.3	217.9	210.8	186.9	163.1	139.2	115.4	205.1	19.5	205.1	201.5	182.5	158.3	134.0	109.8
57		214.0	17.4	214.0	214.0	198.6	174.7	150.9	127.0	204.2	19.6	204.2	204.2	186.7	162.4	138.2	114.0
7000	77	279.2	18.6	138.0	111.6	85.1	-	-	-	264.6	21.0	137.3	108.0	81.0	-	-	-
	72	258.2	18.2	176.9	150.4	123.9	97.5	-	-	244.8	20.5	173.8	146.8	119.7	92.7	-	-
	67	237.3	17.8	215.8	189.3	162.8	136.3	109.9	-	225.0	20.0	210.4	185.5	158.5	131.4	104.4	-
	62	222.3	17.4	222.3	218.8	200.7	172.6	147.8	121.3	209.5	19.5	209.5	207.7	196.3	168.4	142.2	115.1
	57	218.4	17.5	218.4	218.4	213.2	184.3	160.3	133.8	208.6	19.6	208.6	208.6	200.7	172.5	146.6	119.6
8000	77	284.7	18.7	149.2	120.1	90.9	-	-	-	270.2	21.1	150.8	116.5	86.7	-	-	-
	72	263.4	18.3	190.7	161.6	132.5	103.4	-	-	250.0	20.6	187.8	158.0	128.1	98.2	-	-
	67	242.0	17.9	232.2	203.1	174.0	144.9	115.8	-	229.8	20.0	224.9	199.4	169.6	139.7	109.8	-
	62	226.8	17.5	226.8	226.8	214.5	182.2	156.3	127.2	213.9	19.6	213.9	213.9	210.0	178.5	150.3	120.4
	57	222.7	17.5	222.7	222.7	227.9	193.9	169.6	140.5	213.0	19.7	213.0	213.0	214.8	182.5	155.0	125.2
9000	72	268.5	18.3	201.0	169.2	137.4	105.7	-	-	255.2	20.7	198.4	166.0	133.5	101.1	-	-
	67	246.7	17.9	241.8	212.3	180.5	148.7	117.0	-	234.6	20.1	232.1	209.2	176.8	144.3	111.9	-
	62	231.2	17.5	231.2	231.2	222.6	189.2	159.0	127.2	218.4	19.7	218.4	218.4	215.2	181.9	150.3	117.8
	57	227.1	17.5	227.1	227.1	229.6	195.4	166.1	134.3	217.5	19.8	217.5	217.5	218.3	184.7	153.4	121.0
	72	273.6	18.3	211.3	176.8	142.4	108.0	-	-	260.4	20.7	209.0	174.0	139.0	104.0	-	-
10000	67	251.4	17.9	251.4	221.5	187.0	152.6	118.2	-	239.3	20.2	239.3	219.0	184.0	148.9	113.9	-
	62	235.6	17.5	235.6	235.6	230.6	196.2	161.7	127.3	222.8	19.8	222.8	222.8	220.3	185.3	150.3	115.2
	57	231.4	17.5	231.4	231.4	231.4	196.9	162.5	128.1	221.9	19.9	221.9	221.9	221.9	186.9	151.8	116.8

J20YC/J20NC (Continued)

Air on Evaporator Coil		Temperature of Air on Condenser Coil															
CFM	WB (°F)	Total Capacity ¹ (MBh)	Total Input (kW) ²	Sensible Capacity (MBh)						Total Capacity ¹ (MBh)	Total Input (kW) ²	Sensible Capacity (MBh)					
				Return Dry Bulb (°F)								Return Dry Bulb (°F)					
				90	85	80	75	70	65			90	85	80	75	70	65
				115°F						125°F							
6000	77	244.4	23.4	120.7	96.0	71.4	-	-	-	229.9	25.9	117.5	92.5	67.5	-	-	-
	72	226.2	22.8	156.5	131.9	107.2	82.6	-	-	212.8	25.1	153.2	128.2	103.2	78.1	-	-
	67	208.0	22.1	192.4	167.7	143.1	118.5	93.8	-	195.7	24.3	188.9	163.9	138.9	113.8	88.8	-
	62	192.2	21.6	192.2	192.2	178.1	153.5	128.8	104.2	179.4	23.8	179.4	179.4	173.7	148.6	123.6	98.6
	57	194.4	21.8	194.4	194.4	174.8	150.2	125.5	100.9	184.6	23.9	184.6	184.6	162.9	137.9	112.9	87.8
7000	77	250.0	23.5	136.5	104.5	76.9	-	-	-	235.5	25.9	135.8	101.0	72.8	-	-	-
	72	231.4	22.8	170.8	143.1	115.5	87.9	-	-	218.0	25.1	167.7	139.5	111.3	83.1	-	-
	67	212.8	22.1	205.0	181.7	154.1	126.5	98.9	-	200.5	24.3	199.6	178.0	149.8	121.6	93.4	-
	62	196.7	21.7	196.7	196.7	191.8	164.2	136.5	108.9	183.8	23.8	183.8	183.8	183.8	159.9	130.9	102.7
	57	198.9	21.8	198.9	198.9	188.3	160.6	133.0	105.4	189.1	24.0	189.1	189.1	175.8	148.8	119.4	91.2
8000	77	255.7	23.5	152.4	113.0	82.4	-	-	-	241.1	25.9	154.0	109.5	78.1	-	-	-
	72	236.6	22.8	185.0	154.4	123.7	93.1	-	-	223.2	25.1	182.1	150.8	119.4	88.0	-	-
	67	217.6	22.2	217.6	195.7	165.1	134.5	103.9	-	205.3	24.3	205.3	192.1	160.7	129.3	97.9	-
	62	201.1	21.7	201.1	201.1	205.5	174.9	144.3	113.6	188.2	23.9	188.2	188.2	188.2	171.2	138.2	106.9
	57	203.3	21.8	203.3	203.3	201.7	171.1	140.5	109.8	193.6	24.0	193.6	193.6	188.6	159.7	125.9	94.5
9000	72	241.9	23.0	195.9	162.8	129.7	96.5	-	-	228.6	25.4	193.3	159.5	125.8	92.0	-	-
	67	222.4	22.3	222.4	206.1	173.0	139.9	106.8	-	210.3	24.6	210.3	203.0	169.3	135.5	101.7	-
	62	205.6	21.9	205.6	205.6	207.8	174.6	141.5	108.4	192.7	24.1	192.7	192.7	192.7	167.4	132.8	99.0
	57	207.9	22.0	207.9	207.9	207.0	173.9	140.8	107.7	198.3	24.2	198.3	198.3	195.8	163.2	128.2	94.4
	72	247.2	23.2	206.8	171.2	135.6	100.0	-	-	233.9	25.6	204.5	168.3	132.1	95.9	-	-
10000	67	227.3	22.5	227.3	216.5	180.9	145.3	109.7	-	215.2	24.8	215.2	214.0	177.8	141.6	105.4	-
	62	210.0	22.0	210.0	210.0	210.0	174.4	138.8	103.2	197.3	24.3	197.3	197.3	197.3	163.5	127.4	91.2
	57	212.4	22.2	212.4	212.4	212.4	176.8	141.2	105.6	202.9	24.5	202.9	202.9	202.9	166.7	130.5	94.3

- ¹ These capacities are gross ratings. For net capacity, deduct supply air blower motor, MBh. Example: Refer to the appropriate Blower Performance Table for the BHP of the supply air blower motor, MBh = 3.415 x kW and kW = BHP x 0.746 ÷ nameplate rated motor efficiency.
- ² These ratings include the condenser fan motors and the compressor motors but not the supply air blower motor.

J20YD / Two J10NC

Air on Evaporator Coil		Temperature of Air on Condenser Coil															
CFM	WB (°F)	Total Capacity ¹ (MBh)	Total Input (kW) ²	Sensible Capacity (MBh) ¹						Total Capacity ¹ (MBh)	Total Input (kW) ²	Sensible Capacity (MBh) ¹					
				Return Dry Bulb (°F)								Return Dry Bulb (°F)					
				90	85	80	75	70	65			90	85	80	75	70	65
		75°F							85°F								
6000	77	268.6	15.0	134.0	111.2	88.5	-	-	-	270.6	16.5	131.5	108.7	85.9	-	-	-
	72	253.5	14.6	166.7	144.0	121.3	98.6	-	-	252.1	16.1	164.6	141.8	119.0	96.1	-	-
	67	238.3	14.2	199.5	176.8	154.1	131.3	108.6	-	233.6	15.7	197.6	174.8	152.0	129.2	106.4	-
	62	214.5	13.9	214.5	210.2	187.4	164.7	142.0	119.3	213.4	15.4	213.4	208.2	185.4	162.6	139.8	117.0
	57	213.5	13.9	213.5	216.8	196.1	173.3	150.6	127.9	212.8	15.4	212.8	212.8	190.9	168.1	145.3	122.5
7000	77	280.9	15.1	145.1	119.6	94.1	-	-	-	280.0	16.6	142.7	117.1	91.5	-	-	-
	72	265.0	14.7	179.9	154.5	129.0	103.5	-	-	260.9	16.2	177.9	152.3	126.7	101.1	-	-
	67	249.1	14.3	214.8	189.3	163.9	138.4	112.9	-	241.8	15.8	213.1	187.5	161.9	136.3	110.7	-
	62	224.2	14.0	224.2	222.1	199.4	174.6	148.4	123.0	220.8	15.5	220.8	218.2	197.5	171.9	146.3	120.7
	57	223.1	14.0	223.1	224.8	208.6	184.1	157.6	132.2	220.2	15.5	220.2	220.2	203.4	177.8	152.2	126.6
8000	77	293.1	15.2	156.2	128.0	99.8	-	-	-	289.4	16.7	153.9	125.5	97.1	-	-	-
	72	276.4	14.8	193.1	164.9	136.7	108.5	-	-	269.6	16.3	191.2	162.8	134.5	106.1	-	-
	67	259.8	14.4	230.1	201.9	173.7	145.5	117.3	-	249.9	16.0	228.6	200.2	171.8	143.4	115.1	-
	62	234.0	14.1	234.0	234.0	211.3	184.5	154.9	126.7	228.2	15.6	228.2	228.2	209.6	181.2	152.8	124.4
	57	232.8	14.1	232.8	232.8	221.0	194.8	164.6	136.4	227.5	15.6	227.5	227.5	215.8	187.4	159.1	130.7
9000	72	278.2	14.9	206.2	175.3	144.3	113.4	-	-	274.3	16.4	204.4	173.3	142.2	111.2	-	-
	67	261.5	14.5	246.7	214.3	183.3	152.4	121.5	-	254.2	16.0	243.6	212.8	181.8	150.7	119.6	-
	62	235.5	14.2	235.5	235.5	223.0	192.8	161.2	130.2	232.2	15.7	232.2	232.2	221.7	190.6	159.5	128.5
	57	234.3	14.1	234.3	234.3	228.4	198.5	166.5	135.6	231.5	15.7	231.5	231.5	225.6	194.6	163.5	132.4
	72	280.0	15.0	219.3	185.6	151.9	118.3	-	-	279.0	16.5	217.5	183.8	150.0	116.3	-	-
10000	67	263.2	14.6	263.2	226.7	193.0	159.3	125.6	-	258.6	16.1	258.6	225.5	191.7	158.0	124.2	-
	62	236.9	14.2	236.9	236.9	234.8	201.1	167.4	133.8	236.1	15.8	236.1	236.1	233.8	200.1	166.3	132.6
	57	235.7	14.2	235.7	235.7	202.1	168.4	134.7	-	235.4	15.8	235.4	235.4	201.7	167.9	134.2	-
			95°F							105°F							
	6000	77	272.5	18.0	129.1	106.2	83.3	-	-	-	233.1	17.0	161.4	149.9	138.5	-	-
72		250.7	17.6	162.4	139.5	116.6	93.7	-	-	228.1	18.4	184.0	172.5	153.8	131.0	-	-
67		228.9	17.3	195.8	172.9	150.0	127.1	104.2	-	223.1	19.7	193.2	170.4	147.5	124.7	101.9	-
62		212.2	17.0	212.2	206.2	183.3	160.5	137.6	114.7	206.1	19.3	206.1	203.1	186.5	163.7	140.8	118.0
57		212.1	17.0	212.1	208.7	185.8	162.9	140.0	117.2	197.7	19.2	197.7	196.1	184.6	161.8	138.9	116.1
7000	77	279.1	18.1	140.3	114.6	88.8	-	-	-	243.8	17.2	183.8	164.3	144.9	-	-	-
	72	256.8	17.7	175.9	150.1	124.4	98.7	-	-	239.1	18.5	194.4	175.0	151.9	126.8	-	-
	67	234.5	17.4	211.5	185.7	160.0	134.3	108.5	-	234.3	19.9	198.4	173.3	148.2	123.0	97.9	-
	62	217.3	17.1	217.3	214.3	195.6	169.1	144.1	118.4	216.4	19.5	213.5	205.4	186.9	161.4	136.6	111.5
	57	217.2	17.1	217.2	215.5	198.2	171.5	146.8	121.0	207.4	19.4	207.4	206.5	195.0	169.3	144.7	119.6
8000	77	285.6	18.2	151.5	123.0	94.4	-	-	-	254.6	17.3	206.2	178.8	151.3	-	-	-
	72	262.8	17.8	189.3	160.8	132.2	103.6	-	-	250.0	18.7	204.9	177.5	150.1	122.6	-	-
	67	240.0	17.5	227.2	198.6	170.0	141.4	112.8	-	245.4	20.0	203.7	176.2	148.8	121.4	93.9	-
	62	222.4	17.2	222.4	222.4	207.8	177.8	150.7	122.1	226.7	19.7	220.9	207.8	187.3	159.1	132.4	105.0
	57	222.3	17.2	222.3	222.3	210.6	180.1	153.5	124.9	217.0	19.6	217.0	217.0	205.4	176.9	150.5	123.0
9000	72	270.4	17.9	202.6	171.4	140.1	108.9	-	-	258.5	18.8	220.4	198.2	172.7	142.1	-	-
	67	246.9	17.6	240.5	211.4	180.2	149.0	117.8	-	253.9	20.1	228.3	198.7	168.1	137.5	106.9	-
	62	228.9	17.2	228.9	228.9	220.3	188.4	157.9	126.7	234.5	19.8	231.6	225.0	212.1	181.2	150.9	120.3
	57	228.7	17.2	228.7	228.7	222.9	190.7	160.5	129.3	224.4	19.6	224.4	224.4	218.6	187.5	157.4	126.8
	72	278.0	18.0	215.8	181.9	148.1	114.3	-	-	267.0	18.8	235.9	219.0	195.4	161.7	-	-
10000	67	253.9	17.6	253.9	224.3	190.5	156.6	122.8	-	262.3	20.2	252.9	221.2	187.5	153.7	119.9	-
	62	235.3	17.3	235.3	235.3	232.8	199.0	165.2	131.4	242.2	19.8	242.2	242.2	237.0	203.2	169.4	135.6
	57	235.1	17.3	235.1	235.1	235.1	201.3	167.5	133.7	231.8	19.7	231.8	231.8	231.8	198.0	164.3	130.5

J20YD / Two J10NC (Continued)

Air on Evaporator Coil		Temperature of Air on Condenser Coil															
CFM	WB (°F)	Total Capacity ¹ (MBh)	Total Input (kW) ²	Sensible Capacity (MBh) ¹						Total Capacity ¹ (MBh)	Total Input (kW) ²	Sensible Capacity (MBh) ¹					
				Return Dry Bulb (°F)								Return Dry Bulb (°F)					
				90	85	80	75	70	65			90	85	80	75	70	65
		115°F							125°F								
6000	77	193.7	16.1	193.7	193.7	193.7	-	-	-	154.3	15.2	154.3	154.3	154.3	-	-	-
	72	205.5	19.1	205.5	205.5	190.9	168.2	-	-	182.9	19.8	182.9	182.9	182.9	182.9	-	-
	67	217.3	22.1	190.7	167.9	145.1	122.3	99.5	-	211.5	24.5	188.1	165.4	142.6	119.9	97.2	-
	62	200.0	21.7	200.0	200.0	189.6	166.9	144.1	121.3	194.0	24.1	194.0	194.0	192.8	170.1	147.3	124.6
	57	183.4	21.4	183.4	183.4	183.4	160.6	137.8	115.1	169.1	23.7	169.1	169.1	169.1	159.4	136.7	114.0
7000	77	208.6	16.3	227.3	214.1	201.0	-	-	-	173.4	15.4	173.4	173.4	173.4	-	-	-
	72	221.4	19.3	213.0	199.9	179.4	154.9	-	-	203.6	20.1	203.6	203.6	203.6	183.0	-	-
	67	234.1	22.3	185.4	160.9	136.4	111.8	87.3	-	233.9	24.8	172.4	148.5	124.5	100.6	76.6	-
	62	215.5	22.0	209.7	196.6	178.2	153.7	129.1	104.6	214.5	24.5	205.9	187.7	169.5	145.9	121.6	97.7
	57	197.5	21.7	197.5	197.5	191.7	167.2	142.7	118.1	187.7	24.0	187.7	187.7	187.7	165.1	140.6	116.7
8000	77	223.6	16.5	260.9	234.6	208.3	-	-	-	192.5	15.7	192.5	192.5	192.5	-	-	-
	72	237.2	19.6	220.5	194.2	167.9	141.6	-	-	224.4	20.4	224.4	211.0	185.8	160.6	-	-
	67	250.9	22.6	180.2	153.9	127.6	101.3	75.0	-	256.3	25.2	156.8	131.6	106.4	81.2	56.1	-
	62	230.9	22.3	219.4	193.1	166.8	140.5	114.2	87.9	235.1	24.8	217.9	178.4	146.3	121.8	95.9	70.8
	57	211.7	22.0	211.7	211.7	200.1	173.8	147.5	121.2	206.4	24.4	206.4	206.4	194.8	170.7	144.5	119.3
9000	72	246.6	19.6	238.3	225.1	205.3	175.3	-	-	234.7	20.5	234.7	234.7	234.7	208.5	-	-
	67	260.8	22.7	216.1	186.0	156.0	126.0	96.0	-	267.7	25.2	203.8	173.3	143.9	114.5	85.1	-
	62	240.1	22.3	234.3	221.1	203.9	173.9	143.9	113.9	245.6	24.9	237.0	217.3	195.7	166.7	136.9	107.5
	57	220.1	22.0	220.1	220.1	214.3	184.3	154.3	124.3	215.8	24.4	215.8	215.8	210.0	181.1	151.2	121.7
10000	72	256.0	19.6	256.0	256.0	242.8	209.0	-	-	245.0	20.5	245.0	245.0	245.0	245.0	-	-
	67	270.8	22.7	251.9	218.2	184.5	150.7	117.0	-	279.2	25.3	250.9	215.1	181.5	147.8	114.1	-
	62	249.2	22.4	249.2	249.2	241.1	207.4	173.7	139.9	256.2	24.9	256.2	256.2	245.2	211.6	177.9	144.2
	57	228.5	22.1	228.5	228.5	228.5	194.8	161.0	127.3	225.1	24.4	225.1	225.1	225.1	191.5	157.8	124.2

¹ These capacities are gross ratings. For net capacity, deduct supply air blower motor, MBh. Example: Refer to the appropriate Blower Performance Table for the BHP of the supply air blower motor, MBh = 3.415 x kW and kW = BHP x 0.746 ÷ nameplate rated motor efficiency.

² These ratings include the condenser fan motors and the compressor motors but not the supply air blower motor.

J20YD/J20ND

Air on Evaporator Coil		Temperature of Air on Condenser Coil																		
CFM	WB (°F)	Total Capacity ¹ (MBh)	Total Input (kW) ²	Sensible Capacity (MBh)						Total Capacity ¹ (MBh)	Total Input (kW) ²	Sensible Capacity (MBh)								
				Return Dry Bulb (°F)								Return Dry Bulb (°F)								
				90	85	80	75	70	65			90	85	80	75	70	65			
		75°F						85°F												
6000	77	292.8	14.7	136.9	111.9	87.0	-	-	-	284.3	16.4	135.2	110.2	85.1	-	-	-			
	72	272.9	14.4	174.4	149.4	124.5	99.5	-	-	263.5	16.1	171.7	146.7	121.7	96.6	-	-			
	67	253.0	14.0	211.9	186.9	162.0	137.0	112.0	-	242.6	15.8	208.2	183.2	158.2	133.2	108.1	-			
	62	231.8	13.8	231.8	220.2	195.2	170.2	145.2	120.2	225.5	15.5	225.5	219.3	194.3	169.2	144.2	119.2			
	57	224.6	13.7	224.6	224.6	207.1	182.1	157.1	132.1	219.3	15.5	219.3	219.3	201.5	176.5	151.5	126.5			
7000	77	302.2	14.8	149.9	121.7	93.5	-	-	-	292.0	16.5	147.3	119.2	91.1	-	-	-			
	72	281.7	14.5	190.2	162.0	133.8	105.6	-	-	270.5	16.2	186.4	158.3	130.2	102.2	-	-			
	67	261.1	14.2	230.5	202.3	174.1	145.9	117.7	-	249.1	15.9	225.5	197.4	169.3	141.3	113.2	-			
	62	239.3	13.9	239.3	233.5	209.9	182.9	153.5	125.3	231.5	15.6	231.5	228.4	208.0	179.9	151.8	123.8			
	57	231.8	13.9	231.8	231.8	222.6	196.1	166.2	138.0	225.2	15.6	225.2	225.2	215.7	187.7	159.6	131.5			
8000	77	311.7	14.9	162.8	131.4	100.0	-	-	-	299.6	16.6	159.4	128.2	97.1	-	-	-			
	72	290.5	14.6	206.0	174.5	143.1	111.7	-	-	277.6	16.3	201.0	169.9	138.8	107.7	-	-			
	67	269.3	14.3	249.1	217.7	186.2	154.8	123.4	-	255.6	16.0	242.7	211.6	180.5	149.4	118.3	-			
	62	246.8	14.0	246.8	246.8	224.5	195.6	161.7	130.3	237.6	15.7	237.6	237.6	221.7	190.5	159.4	128.3			
	57	239.1	14.0	239.1	239.1	238.1	210.2	175.3	143.9	231.1	15.7	231.1	231.1	229.9	198.8	167.7	136.6			
9000	72	299.4	14.9	217.9	184.4	150.9	117.3	-	-	284.7	16.6	212.0	178.6	145.2	111.7	-	-			
	67	277.5	14.6	267.1	229.8	196.3	162.8	129.3	-	262.2	16.3	255.6	222.1	188.7	155.3	121.9	-			
	62	254.3	14.3	254.3	254.3	236.8	204.5	169.7	136.2	243.7	16.0	243.7	243.7	231.8	198.4	165.0	131.5			
	57	246.4	14.2	246.4	246.4	245.9	214.1	178.9	145.4	237.0	16.0	237.0	237.0	236.4	203.0	169.6	136.2			
	72	308.2	15.2	229.9	194.2	158.6	123.0	-	-	291.8	16.9	222.9	187.2	151.5	115.8	-	-			
10000	67	285.7	14.8	285.0	242.0	206.4	170.8	135.2	-	268.7	16.5	268.4	232.7	197.0	161.3	125.6	-			
	62	261.9	14.6	261.9	261.9	249.0	213.4	177.7	142.1	249.7	16.3	249.7	249.7	241.9	206.2	170.5	134.8			
	57	253.7	14.5	253.7	253.7	253.7	218.1	182.5	146.9	242.9	16.3	242.9	242.9	242.9	207.2	171.5	135.8			
			95°F						105°F											
	6000	77	275.8	18.1	133.4	108.4	83.3	-	-	-	262.8	20.3	129.8	104.7	79.5	-	-	-		
72		254.0	17.8	169.0	143.9	118.8	93.8	-	-	242.0	20.1	164.8	139.7	114.6	89.5	-	-			
67		232.2	17.5	204.5	179.5	154.4	129.3	104.3	-	221.1	19.8	199.8	174.7	149.6	124.5	99.4	-			
62		219.1	17.2	219.1	218.4	193.3	168.3	143.2	118.2	208.7	19.6	208.7	208.3	185.8	160.7	135.6	110.5			
57		214.1	17.3	214.1	214.1	196.0	170.9	145.9	120.8	205.0	19.6	205.0	205.0	186.2	161.1	136.0	110.9			
7000	77	281.7	18.2	144.7	116.7	88.8	-	-	-	268.8	20.4	144.0	113.4	85.3	-	-	-			
	72	259.4	17.9	182.5	154.6	126.7	98.7	-	-	247.4	20.1	179.0	150.9	122.8	94.7	-	-			
	67	237.1	17.6	220.4	192.5	164.6	136.6	108.7	-	226.1	19.9	214.1	188.4	160.3	132.2	104.1	-			
	62	223.7	17.3	223.7	223.4	206.1	176.9	150.2	122.3	213.4	19.7	213.4	213.2	199.1	170.4	142.9	114.8			
	57	218.6	17.4	218.6	218.6	208.9	179.2	153.0	125.1	209.7	19.7	209.7	209.7	199.6	170.6	143.4	115.2			
8000	77	287.5	18.3	155.9	125.1	94.3	-	-	-	274.7	20.5	158.2	122.1	91.0	-	-	-			
	72	264.8	18.0	196.1	165.3	134.5	103.7	-	-	252.9	20.2	193.2	162.1	131.0	99.9	-	-			
	67	242.0	17.7	236.3	205.5	174.7	143.9	113.1	-	231.1	19.9	228.3	202.2	171.1	140.0	108.8	-			
	62	228.4	17.4	228.4	228.4	218.8	185.5	157.2	126.4	218.1	19.7	218.1	218.1	212.5	180.1	150.3	119.1			
	57	223.1	17.4	223.1	223.1	221.8	187.5	160.1	129.3	214.3	19.8	214.3	214.3	212.9	180.1	150.7	119.6			
9000	72	270.1	18.3	206.1	172.7	139.4	106.1	-	-	258.4	20.5	202.9	169.4	136.0	102.5	-	-			
	67	246.9	18.0	244.1	214.5	181.1	147.8	114.5	-	236.1	20.2	234.7	211.0	177.5	144.1	110.6	-			
	62	233.0	17.7	233.0	233.0	226.8	192.3	160.2	126.9	222.8	20.0	222.8	222.8	219.3	185.2	152.4	118.9			
	57	227.6	17.7	227.6	227.6	226.9	191.9	160.3	127.0	218.9	20.0	218.9	218.9	218.2	183.9	151.3	117.8			
	72	275.4	18.6	216.0	180.2	144.4	108.6	-	-	263.8	20.8	212.6	176.7	140.9	105.1	-	-			
10000	67	251.8	18.2	251.8	223.4	187.6	151.8	116.0	-	241.1	20.5	241.1	219.8	184.0	148.2	112.3	-			
	62	237.6	18.0	237.6	237.6	234.9	199.1	163.3	127.5	227.5	20.3	227.5	227.5	226.1	190.3	154.5	118.6			
	57	232.1	18.0	232.1	232.1	232.1	196.3	160.5	124.7	223.6	20.3	223.6	223.6	223.6	187.7	151.9	116.1			

J20YD/J20ND (Continued)

Air on Evaporator Coil		Temperature of Air on Condenser Coil															
CFM	WB (°F)	Total Capacity ¹ (MBh)	Total Input (kW) ²	Sensible Capacity (MBh)						Total Capacity ¹ (MBh)	Total Input (kW) ²	Sensible Capacity (MBh)					
				Return Dry Bulb (°F)								Return Dry Bulb (°F)					
				90	85	80	75	70	65			90	85	80	75	70	65
				115°F						125°F							
6000	77	249.8	22.6	126.1	101.0	75.8	-	-	-	236.8	24.9	122.5	97.3	72.0	-	-	-
	72	229.9	22.3	160.6	135.4	110.3	85.1	-	-	217.9	24.6	156.4	131.2	106.0	80.8	-	-
	67	210.1	22.0	195.1	169.9	144.8	119.6	94.4	-	199.0	24.3	190.3	165.1	139.9	114.7	89.5	-
	62	198.2	21.9	198.2	198.2	178.3	153.1	128.0	102.8	187.8	24.3	187.8	187.8	170.7	145.5	120.3	95.1
	57	196.0	21.9	196.0	196.0	176.5	151.3	126.1	101.0	187.0	24.2	187.0	187.0	166.7	141.5	116.3	91.1
7000	77	255.8	22.7	143.3	110.0	81.7	-	-	-	242.9	24.9	142.6	106.7	78.2	-	-	-
	72	235.5	22.4	175.5	147.2	118.9	90.6	-	-	223.6	24.7	172.0	143.5	115.0	86.6	-	-
	67	215.2	22.1	207.7	184.4	156.1	127.8	99.5	-	204.2	24.4	201.3	180.3	151.8	123.4	94.9	-
	62	203.0	22.0	203.0	203.0	192.2	163.9	135.7	107.4	192.7	24.3	192.7	192.7	185.3	157.5	128.4	99.9
	57	200.8	22.0	200.8	200.8	190.3	162.0	133.7	105.4	191.9	24.3	191.9	191.9	181.0	153.4	124.1	95.6
8000	77	261.9	22.8	160.5	119.1	87.7	-	-	-	249.1	25.0	162.8	116.1	84.4	-	-	-
	72	241.1	22.5	190.4	159.0	127.5	96.1	-	-	229.3	24.8	187.5	155.8	124.1	92.3	-	-
	67	220.3	22.2	220.3	198.8	167.4	136.0	104.6	-	209.4	24.5	209.4	195.5	163.8	132.0	100.3	-
	62	207.8	22.1	207.8	207.8	206.2	174.8	143.3	111.9	197.6	24.4	197.6	197.6	197.6	169.4	136.4	104.7
	57	205.5	22.1	205.5	205.5	204.1	172.7	141.3	109.8	196.7	24.4	196.7	196.7	195.3	165.3	131.8	100.1
9000	72	246.6	22.7	199.8	166.1	132.5	98.8	-	-	234.9	25.0	196.6	162.8	129.0	95.2	-	-
	67	225.3	22.4	225.3	207.6	173.9	140.3	106.6	-	214.6	24.7	214.6	204.1	170.3	136.5	102.7	-
	62	212.6	22.3	212.6	212.6	211.8	178.2	144.5	110.9	202.4	24.6	202.4	202.4	202.4	171.1	136.7	102.9
	57	210.3	22.3	210.3	210.3	209.5	175.9	142.3	108.6	201.6	24.6	201.6	201.6	200.8	167.9	133.2	99.4
	10000	72	252.2	23.0	209.2	173.3	137.4	101.6	-	-	240.5	25.2	205.7	169.9	134.0	98.1	-
67		230.4	22.7	230.4	216.3	180.4	144.6	108.7	-	219.7	24.9	219.7	212.7	176.8	141.0	105.1	-
62		217.4	22.5	217.4	217.4	217.4	181.5	145.7	109.8	207.3	24.8	207.3	207.3	207.3	172.8	136.9	101.0
57		215.0	22.5	215.0	215.0	215.0	179.1	143.3	107.4	206.4	24.8	206.4	206.4	206.4	170.5	134.7	98.8

- ¹ These capacities are gross ratings. For net capacity, deduct supply air blower motor, MBh. Example: Refer to the appropriate Blower Performance Table for the BHP of the supply air blower motor, MBh = 3.415 x kW and kW = BHP x 0.746 ÷ nameplate rated motor efficiency.
- ² These ratings include the condenser fan motors and the compressor motors but not the supply air blower motor.

J25YC/J25NC

Air on Evaporator Coil		Temperature of Air on Condenser Coil																
CFM	WB (°F)	Total Capacity ¹ (MBh)	Total Input (kW) ²	Sensible Capacity (MBh)						Total Capacity ¹ (MBh)	Total Input (kW) ²	Sensible Capacity (MBh)						
				Return Dry Bulb (°F)								Return Dry Bulb (°F)						
				90	85	80	75	70	65			90	85	80	75	70	65	
		75°F								85°F								
7500	77	390.0	20.3	208.7	177.2	145.6	-	-	-	362.1	23.0	180.5	148.9	117.3	-	-	-	
	72	360.6	19.9	242.2	210.6	179.1	147.5	-	-	336.8	22.5	224.3	192.7	161.1	129.5	-	-	
	67	331.2	19.5	275.6	244.1	212.5	181.0	149.4	-	311.5	21.9	268.0	236.5	204.9	173.3	141.7	-	
	62	305.3	18.6	305.3	311.5	279.9	248.4	216.8	185.2	295.7	21.4	295.7	289.4	257.8	226.2	194.6	163.0	
	57	308.5	18.5	308.5	314.3	282.8	251.2	219.7	188.1	298.5	21.3	298.5	293.5	261.9	230.3	198.7	167.1	
8750	77	399.4	20.7	217.9	188.8	153.3	-	-	-	368.5	23.2	196.3	160.6	124.8	-	-	-	
	72	369.3	20.4	258.8	223.4	187.9	152.4	-	-	342.8	22.7	242.9	207.2	171.4	135.7	-	-	
	67	339.2	20.0	299.8	258.0	222.5	187.0	151.5	-	317.1	22.2	289.5	253.8	218.0	182.3	146.6	-	
	62	312.8	19.0	312.8	315.9	293.5	259.6	222.5	187.0	300.9	21.6	300.9	297.8	274.3	238.6	202.9	167.1	
	57	316.1	18.9	316.1	319.0	296.4	262.8	225.5	190.0	303.8	21.5	303.8	301.3	278.8	243.0	207.3	171.6	
10000	77	408.8	21.2	227.1	200.4	161.0	-	-	-	374.9	23.4	212.1	172.2	132.4	-	-	-	
	72	378.0	20.8	275.5	236.1	196.7	157.3	-	-	348.8	22.9	261.5	221.7	181.8	141.9	-	-	
	67	347.2	20.4	323.9	271.8	232.4	193.0	153.6	-	322.6	22.4	311.0	271.1	231.2	191.3	151.5	-	
	62	320.3	19.4	320.3	320.3	307.0	270.9	228.2	188.8	306.2	21.8	306.2	306.2	290.9	251.1	211.2	171.3	
	57	323.7	19.3	323.7	323.7	310.1	274.3	231.3	191.9	309.1	21.7	309.1	309.1	295.6	255.7	215.9	176.0	
11250	72	390.1	20.5	302.2	259.4	216.7	173.9	-	-	360.2	22.9	285.4	241.8	198.2	154.6	-	-	
	67	358.3	20.2	346.7	299.2	256.5	213.7	170.9	-	333.2	22.3	327.4	295.7	252.1	208.5	164.9	-	
	62	330.5	19.2	330.5	330.5	323.9	282.8	238.4	195.6	316.2	21.8	316.2	308.6	308.6	265.0	221.4	177.8	
	57	334.0	19.1	334.0	334.0	327.2	286.2	241.7	198.9	319.3	21.7	319.3	319.3	312.5	268.9	225.3	181.7	
	72	402.1	20.3	328.9	282.7	236.6	190.5	-	-	371.7	22.8	309.2	261.9	214.6	167.3	-	-	
12500	67	369.4	19.9	369.4	326.6	280.5	234.4	188.3	-	343.8	22.3	343.8	320.3	272.9	225.6	178.3	-	
	62	340.7	18.9	340.7	340.7	340.7	294.6	248.5	202.4	326.3	21.8	326.3	326.3	326.3	278.9	231.6	184.3	
	57	344.3	18.8	344.3	344.3	344.3	298.2	252.1	205.9	329.4	21.6	329.4	329.4	329.4	282.1	234.8	187.5	
			95°F								105°F							
	7500	77	334.1	25.7	152.2	120.6	89.0	-	-	-	325.6	28.6	147.7	116.1	84.4	-	-	-
72		313.0	25.0	206.4	174.7	143.1	111.4	-	-	300.7	27.9	200.5	168.9	137.2	105.6	-	-	
67		291.9	24.3	260.5	228.8	197.2	165.5	133.9	-	275.8	27.3	253.3	221.6	190.0	158.4	126.7	-	
62		286.0	24.3	286.0	267.3	235.6	204.0	172.3	140.7	266.2	27.0	266.2	251.2	219.5	187.9	156.3	124.6	
57		288.6	24.1	288.6	272.7	241.0	209.4	177.8	146.1	273.7	26.8	273.7	255.7	224.1	192.5	160.8	129.2	
8750	77	337.6	25.6	174.7	132.3	96.4	-	-	-	328.2	28.6	177.7	128.5	92.4	-	-	-	
	72	316.3	25.0	226.9	191.0	155.0	119.0	-	-	303.2	28.0	222.3	186.2	150.2	114.1	-	-	
	67	294.9	24.3	279.2	249.6	213.6	177.6	141.6	-	278.1	27.3	266.8	244.0	207.9	171.9	135.8	-	
	62	289.0	24.3	289.0	279.6	255.2	217.6	183.2	147.3	268.4	27.1	268.4	260.9	240.2	203.3	168.1	132.0	
	57	291.6	24.1	291.6	283.7	261.1	223.3	189.1	153.1	275.9	26.9	275.9	266.9	245.2	208.2	173.1	137.0	
10000	77	341.1	25.6	197.1	144.1	103.8	-	-	-	330.9	28.7	207.8	140.8	100.4	-	-	-	
	72	319.6	24.9	247.5	207.2	166.9	126.5	-	-	305.6	28.1	244.1	203.6	163.1	122.6	-	-	
	67	298.0	24.3	298.0	270.3	230.0	189.7	149.3	-	280.4	27.4	280.4	266.3	225.9	185.4	144.9	-	
	62	292.0	24.2	292.0	292.0	274.8	231.2	194.2	153.8	270.6	27.1	270.6	270.6	260.8	218.7	179.8	139.4	
	57	294.6	24.0	294.6	294.6	281.1	237.2	200.5	160.2	278.2	27.0	278.2	278.2	266.2	223.9	185.3	144.8	
11250	72	330.4	25.2	268.6	224.1	179.7	135.3	-	-	316.3	28.2	265.2	220.4	175.6	130.8	-	-	
	67	308.1	24.5	308.1	292.1	247.7	203.3	158.8	-	290.2	27.5	290.2	282.1	243.2	198.4	153.5	-	
	62	301.9	24.4	301.9	301.9	293.3	247.2	204.4	160.0	280.0	27.2	280.0	280.0	275.1	229.5	185.5	140.7	
	57	304.6	24.3	304.6	304.6	297.9	251.6	209.0	164.6	287.9	27.1	287.9	287.9	281.9	236.2	192.3	147.5	
	72	341.2	25.4	289.6	241.1	192.5	144.0	-	-	327.0	28.3	286.4	237.2	188.1	139.0	-	-	
12500	67	318.2	24.7	318.2	313.9	265.4	216.8	168.3	-	300.0	27.6	300.0	297.8	260.5	211.3	162.2	-	
	62	311.8	24.7	311.8	311.8	311.8	263.3	214.7	166.2	289.5	27.4	289.5	289.5	289.5	240.4	191.2	142.1	
	57	314.6	24.5	314.6	314.6	314.6	266.1	217.6	169.0	297.6	27.2	297.6	297.6	297.6	248.5	199.3	150.2	

J25YC/J25NC (Continued)

Air on Evaporator Coil		Temperature of Air on Condenser Coil																															
CFM	WB (°F)	Total Capacity ¹ (MBh)	Total Input (kW) ²	Sensible Capacity (MBh)						Total Capacity ¹ (MBh)	Total Input (kW) ²	Sensible Capacity (MBh)																					
				Return Dry Bulb (°F)								Return Dry Bulb (°F)																					
				90	85	80	75	70	65			90	85	80	75	70	65																
115°F																	125°F																
7500	77	317.1	31.5	143.2	111.6	79.9	-	-	-	308.6	34.3	138.7	107.1	75.4	-	-	-																
	72	288.5	30.8	194.6	163.0	131.4	99.7	-	-	276.2	33.7	188.8	157.2	125.5	93.9	-	-																
	67	259.8	30.2	246.1	214.4	182.8	151.2	119.5	-	243.8	33.1	238.9	207.2	175.6	144.0	112.4	-																
	62	246.4	29.7	246.4	235.1	203.5	171.8	140.2	108.6	226.6	32.4	226.6	219.0	187.4	155.7	124.1	92.5																
	57	258.8	29.6	258.8	238.8	207.2	175.5	143.9	112.3	243.9	32.3	243.9	221.9	190.3	158.6	127.0	95.4																
8750	77	318.9	31.6	180.8	124.6	88.5	-	-	-	309.5	34.7	183.9	120.7	84.5	-	-	-																
	72	290.1	31.0	217.6	181.5	145.4	109.2	-	-	277.0	34.0	212.9	176.7	140.6	104.4	-	-																
	67	261.3	30.4	254.4	238.4	202.3	166.1	130.0	-	244.4	33.4	242.0	232.8	196.6	160.4	124.2	-																
	62	247.8	29.9	247.8	242.1	225.1	189.0	152.9	116.7	227.2	32.6	227.2	223.4	210.1	174.7	137.7	101.5																
	57	260.2	29.7	260.2	250.2	229.2	193.1	157.0	120.9	244.6	32.6	244.6	233.5	213.3	178.0	140.9	104.7																
10000	77	320.7	31.8	218.4	137.6	97.0	-	-	-	310.4	35.0	229.1	134.3	93.6	-	-	-																
	72	291.7	31.2	240.6	200.0	159.3	118.7	-	-	277.7	34.3	237.1	196.3	155.6	114.8	-	-																
	67	262.7	30.5	262.7	262.3	221.7	181.1	140.5	-	245.1	33.7	245.1	245.1	217.6	176.8	136.1	-																
	62	249.2	30.0	249.2	249.2	246.8	206.1	165.5	124.9	227.8	32.9	227.8	227.8	227.8	193.6	151.2	110.4																
	57	261.7	29.9	261.7	261.7	251.3	210.7	170.0	129.4	245.2	32.9	245.2	245.2	236.3	197.4	154.8	114.1																
11250	72	302.2	31.2	261.9	216.7	171.5	126.3	-	-	288.2	34.2	258.5	213.0	167.4	121.8	-	-																
	67	272.2	30.5	272.2	272.0	238.6	193.5	148.3	-	254.3	33.6	254.3	254.3	234.1	188.5	143.0	-																
	62	258.2	30.0	258.2	258.2	257.0	211.8	166.6	121.4	236.3	32.8	236.3	236.3	236.3	194.1	147.7	102.1																
	57	271.1	29.9	271.1	271.1	265.9	220.8	175.6	130.4	254.4	32.8	254.4	254.4	250.0	205.3	158.9	113.3																
	72	312.8	31.2	283.2	233.4	183.7	133.9	-	-	298.6	34.1	279.9	229.6	179.2	128.8	-	-																
12500	67	281.7	30.6	281.7	281.7	255.6	205.8	156.0	-	263.5	33.5	263.5	263.5	250.6	200.3	149.9	-																
	62	267.2	30.0	267.2	267.2	267.2	217.4	167.7	117.9	244.9	32.7	244.9	244.9	244.9	194.5	144.2	93.8																
	57	280.6	29.9	280.6	280.6	280.6	230.9	181.1	131.4	263.6	32.7	263.6	263.6	263.6	213.2	162.9	112.5																

¹ These capacities are gross ratings. For net capacity, deduct supply air blower motor, MBh. Example: Refer to the appropriate Blower Performance Table for the BHP of the supply air blower motor, MBh = 3.415 x kW and kW = BHP x 0.746 ÷ nameplate rated motor efficiency.

² These ratings include the condenser fan motors and the compressor motors but not the supply air blower motor.

Condenser Only Cooling Capacities

Condenser Only Ratings

Model	Suction Press. and Corresponding Temp.		Temperature of Air on Condenser Coil °F																	
			65			75			85			95			105			115		
	PSIG	°F	MBH	KW	EER	MBH	KW	EER	MBH	KW	EER	MBH	KW	EER	MBH	KW	EER	MBH	KW	EER
J07YC	108	35	78	4.8	16.1	75	5.3	14.2	72	5.8	12.4	68	6.5	10.3	61	7.6	8.1	55	8.6	6.4
	120	40	88	5.0	17.6	84	5.5	15.5	81	5.9	13.6	76	6.7	11.4	70	7.7	9.1	64	8.7	7.3
	131	45	98	5.1	19.1	94	5.6	16.7	89	6.1	14.7	85	6.8	12.4	79	7.8	10.0	72	8.9	8.2
	143	50	108	5.3	20.5	103	5.8	17.8	98	6.2	15.7	93	6.9	13.4	87	8.0	10.9	81	9.0	9.0
	157	55	118	5.4	21.8	112	5.9	18.9	107	6.4	16.7	102	7.1	14.4	96	8.1	11.8	90	9.2	9.8
J10YC	108	35	102	6.5	15.8	95	7.3	13.1	89	8.0	11.1	84	9.0	9.3	78	10.3	7.6	73	11.4	6.4
	120	40	120	6.6	18.1	111	7.4	15.1	104	8.2	12.8	97	9.1	10.6	90	10.4	8.7	84	11.5	7.3
	131	45	138	6.7	20.4	128	7.5	17.1	119	8.3	14.4	110	9.3	11.9	102	10.5	9.7	94	11.6	8.1
	143	50	155	6.9	22.6	145	7.6	19.0	134	8.4	16.0	123	9.4	13.2	114	10.6	10.8	105	11.7	8.9
	157	55	173	7.0	24.7	161	7.7	20.8	149	8.5	17.5	136	9.5	14.4	126	10.7	11.8	115	11.8	9.7
J10YD	108	35	106	6.4	16.3	96	7.2	13.4	88	7.9	11.2	82	8.8	9.3	73	9.8	7.5	65	11.1	5.9
	120	40	120	6.5	18.4	111	7.3	15.2	103	8.0	12.8	95	9.0	10.5	85	10.0	8.5	78	11.3	6.9
	131	45	136	6.7	20.5	126	7.4	17.0	117	8.2	14.3	108	9.1	11.8	97	10.2	9.5	90	11.5	7.9
	143	50	152	6.8	22.5	142	7.5	18.7	132	8.3	15.8	120	9.3	13.0	109	10.4	10.5	103	11.6	8.8
	157	55	168	6.9	24.4	157	7.7	20.4	146	8.5	17.2	133	9.4	14.1	121	10.6	11.4	115	11.8	9.8
J12YC	108	35	190	8.2	23.2	190	9.1	20.8	113	9.8	11.5	105	11.1	9.5	102	12.4	8.2	98	13.8	7.1
	120	40	190	8.5	22.4	190	9.4	20.3	127	10.1	12.6	118	11.3	10.4	113	12.6	8.9	108	14.1	7.7
	131	45	190	8.8	21.7	190	9.6	19.8	140	10.3	13.6	131	11.5	11.3	123	12.8	9.6	118	14.4	8.2
	143	50	190	9.1	21.0	190	9.8	19.3	154	10.6	14.5	144	11.8	12.2	134	13.0	10.3	127	14.6	8.7
	157	55	190	9.3	20.3	190	10.1	18.9	168	10.9	15.4	156	12.0	13.0	145	13.2	10.9	137	14.9	9.2
J12YD	108	35	132	8.4	15.7	124	9.2	13.5	119	9.9	11.9	109	11.0	9.9	103	12.4	8.3	94	13.6	6.9
	120	40	149	8.6	17.4	140	9.4	14.9	133	10.2	13.1	123	11.2	10.9	116	12.7	9.1	107	13.9	7.7
	131	45	166	8.7	19.0	156	9.6	16.3	148	10.4	14.2	136	11.5	11.8	128	13.0	9.9	119	14.3	8.3
	143	50	183	8.9	20.5	173	9.8	17.6	163	10.7	15.2	149	11.7	12.7	141	13.3	10.6	131	14.6	9.0
	157	55	200	9.1	21.9	189	10.0	18.8	177	10.9	16.2	163	12.0	13.6	153	13.5	11.3	144	14.9	9.6
J15YC	108	35	169	9.7	17.4	153	10.8	14.3	135	11.5	11.7	125	12.7	9.8	116	14.5	8.0	104	16.0	6.5
	120	40	184	10.1	18.2	170	11.0	15.4	154	11.9	13.0	142	13.0	10.9	133	14.8	9.0	121	16.4	7.4
	131	45	198	10.4	19.1	186	11.3	16.4	172	12.2	14.1	160	13.4	12.0	149	15.1	9.9	137	16.7	8.2
	143	50	213	10.7	19.8	203	11.6	17.5	191	12.6	15.2	178	13.7	13.0	166	15.4	10.7	153	17.0	9.0
	157	55	227	11.0	20.6	219	11.9	18.4	210	12.9	16.2	196	14.0	14.0	182	15.7	11.6	169	17.3	9.8
J15YD	108	35	160	10.1	15.9	149	11.0	13.6	141	11.6	12.2	136	12.8	10.6	127	14.5	8.8	121	16.3	7.4
	120	40	179	10.2	17.6	168	11.2	15.0	158	11.9	13.3	151	13.1	11.5	141	14.8	9.5	133	16.6	8.0
	131	45	199	10.3	19.2	186	11.3	16.5	175	12.2	14.4	166	13.4	12.3	154	15.1	10.2	145	16.8	8.6
	143	50	218	10.5	20.8	205	11.5	17.8	192	12.5	15.4	180	13.8	13.1	168	15.4	10.9	157	17.1	9.2
	157	55	238	10.6	22.4	224	11.7	19.2	209	12.8	16.4	195	14.1	13.9	181	15.7	11.5	169	17.4	9.7
J20YC	108	35	215	12.5	17.2	200	13.6	14.7	185	14.8	12.5	171	16.3	10.5	155	18.2	8.5	139	19.7	7.0
	120	40	244	13.1	18.7	228	14.2	16.1	213	15.3	13.9	197	16.9	11.7	180	18.8	9.6	163	20.5	7.9
	131	45	274	13.6	20.1	257	14.8	17.4	240	15.9	15.2	223	17.4	12.8	204	19.4	10.5	186	21.2	8.8
	143	50	303	14.2	21.4	286	15.4	18.6	268	16.4	16.4	249	18.0	13.8	229	20.0	11.4	210	21.9	9.6
	157	55	332	14.8	22.5	315	15.9	19.7	296	17.0	17.5	275	18.6	14.8	253	20.6	12.3	233	22.6	10.3
J20YD	108	35	210	12.4	17.0	196	13.6	14.3	184	15.1	12.2	173	16.7	10.4	157	18.9	8.3	137	21.2	6.5
	120	40	237	12.7	18.6	221	14.0	15.8	208	15.4	13.5	195	17.0	11.5	179	19.2	9.4	161	21.4	7.5
	131	45	264	13.1	20.1	247	14.3	17.3	231	15.7	14.8	217	17.3	12.6	201	19.5	10.3	184	21.7	8.5
	143	50	291	13.5	21.6	273	14.7	18.6	255	15.9	16.0	239	17.6	13.6	223	19.8	11.3	207	22.0	9.4
	157	55	317	13.8	22.9	299	15.0	19.9	279	16.2	17.2	261	17.9	14.6	245	20.1	12.2	230	22.3	10.4
J25YC	108	35	271	17.3	15.7	245	18.6	13.2	215	20.0	10.8	201	22.5	9.0	193	24.9	7.8	188	26.9	7.0
	120	40	310	17.8	17.4	282	19.3	14.6	253	20.7	12.2	236	23.1	10.2	223	25.6	8.7	213	27.9	7.6
	131	45	348	18.4	19.0	320	20.0	16.0	290	21.4	13.6	271	23.7	11.4	253	26.3	9.6	238	28.8	8.3
	143	50	387	18.9	20.4	357	20.6	17.3	328	22.2	14.8	306	24.2	12.6	283	27.1	10.4	263	29.7	8.8
	157	55	425	19.5	21.8	395	21.3	18.5	365	22.9	16.0	340	24.8	13.7	313	27.8	11.2	288	30.7	9.4

Heat Pump and Air Handling Cooling Capacities

J07PC/J07NC Cooling Capacities

Air on Evaporator Coil		Temperature of Air on Condenser Coil															
CFM	WB (°F)	Total Capacity ¹ (MBh)	Total Input (kW) ²	Sensible Capacity (MBh)						Total Capacity ¹ (MBh)	Total Input (kW) ²	Sensible Capacity (MBh)					
				Return Dry Bulb (°F)								Return Dry Bulb (°F)					
				90	85	80	75	70	65			90	85	80	75	70	65
				75°F						85°F							
2250	77	112.8	5.9	54.5	44.9	35.3	-	-	-	107.0	6.5	51.9	42.4	32.9	-	-	-
	72	104.8	5.8	68.7	59.1	49.5	40.0	-	-	99.3	6.4	66.3	56.8	47.3	37.9	-	-
	67	96.7	5.7	82.9	73.4	63.8	54.2	44.6	-	91.7	6.3	80.8	71.3	61.8	52.3	42.8	-
	62	89.0	5.5	89.0	89.0	80.5	70.9	61.3	51.7	84.4	6.2	84.4	84.4	76.5	67.0	57.5	48.0
	57	88.9	5.6	88.9	88.9	80.5	70.9	61.4	51.8	84.6	6.2	84.6	84.6	75.7	66.2	56.8	47.3
2625	77	117.0	5.9	58.7	48.7	37.9	-	-	-	110.7	6.6	57.0	46.2	35.5	-	-	-
	72	108.6	5.8	74.8	64.0	53.2	42.5	-	-	102.7	6.5	72.5	61.8	51.1	40.4	-	-
	67	100.3	5.7	90.9	79.3	68.5	57.8	47.0	-	94.8	6.3	88.1	77.4	66.7	56.0	45.3	-
	62	92.3	5.6	92.3	92.3	86.5	76.2	64.9	54.1	87.3	6.2	87.3	87.3	82.6	71.9	61.1	50.4
	57	92.2	5.6	92.2	92.2	86.6	76.3	65.0	54.2	87.5	6.2	87.5	87.5	81.7	71.0	60.3	49.6
3000	77	121.1	5.9	63.0	52.6	40.6	-	-	-	114.3	6.6	62.0	50.1	38.1	-	-	-
	72	112.5	5.8	80.9	68.9	56.9	45.0	-	-	106.1	6.5	78.7	66.8	54.9	42.9	-	-
	67	103.8	5.7	98.9	85.3	73.3	61.3	49.3	-	97.9	6.4	95.4	83.5	71.6	59.6	47.7	-
	62	95.6	5.6	95.6	95.6	92.5	81.5	68.6	56.6	90.2	6.3	90.2	90.2	88.6	76.7	64.8	52.8
	57	95.4	5.6	95.4	95.4	92.6	81.7	68.6	56.6	90.4	6.2	90.4	90.4	87.7	75.8	63.9	51.9
3375	72	114.6	5.8	88.6	75.6	62.6	49.6	-	-	108.6	6.5	85.9	73.0	60.0	47.1	-	-
	67	105.7	5.7	103.3	93.6	80.6	67.6	54.6	-	100.3	6.4	99.0	91.3	78.3	65.4	52.4	-
	62	97.4	5.6	97.4	97.4	95.8	83.3	69.8	56.8	92.3	6.3	92.3	92.3	91.6	78.6	65.7	52.7
	57	97.2	5.6	97.2	97.2	95.8	83.3	69.7	56.7	92.5	6.3	92.5	92.5	91.2	78.3	65.3	52.3
	3750	72	116.6	5.8	96.3	82.3	68.3	54.2	-	-	111.2	6.5	93.1	79.2	65.2	51.2	-
67		107.7	5.7	107.7	101.9	87.9	73.8	59.8	-	102.6	6.4	102.6	99.0	85.1	71.1	57.1	-
62		99.1	5.6	99.1	99.1	99.1	85.1	71.0	57.0	94.5	6.3	94.5	94.5	94.5	80.5	66.5	52.6
57		99.0	5.6	99.0	99.0	99.0	84.9	70.9	56.8	94.7	6.3	94.7	94.7	94.7	80.7	66.7	52.8
				95°F						105°F							
2250	77	101.2	7.2	49.3	39.9	30.6	-	-	-	100.5	8.0	59.5	50.1	40.7	-	-	-
	72	93.9	7.1	63.9	54.6	45.2	35.8	-	-	90.2	7.9	67.7	58.3	48.9	39.4	-	-
	67	86.6	7.0	78.6	69.2	59.8	50.4	41.0	-	79.9	7.8	75.8	66.4	57.0	47.6	38.2	-
	62	79.8	6.9	79.8	79.8	72.5	63.1	53.7	44.4	74.8	7.7	74.8	74.8	67.3	57.9	48.5	39.0
	57	80.3	6.8	80.3	80.3	70.9	61.5	52.1	42.8	74.9	7.7	74.9	74.9	65.7	56.2	46.8	37.4
2625	77	104.3	7.3	55.2	43.8	33.1	-	-	-	103.7	8.0	68.8	55.1	44.4	-	-	-
	72	96.8	7.1	70.2	59.6	49.0	38.3	-	-	93.0	8.0	74.6	63.9	53.3	42.6	-	-
	67	89.3	7.0	85.3	75.4	64.8	54.2	43.5	-	82.4	7.9	80.4	72.8	62.1	51.4	40.8	-
	62	82.3	6.9	82.3	82.3	78.6	67.5	57.4	46.7	77.2	7.7	77.2	77.2	73.3	62.4	52.0	41.3
	57	82.8	6.9	82.8	82.8	76.9	65.7	55.6	45.0	77.2	7.7	77.2	77.2	71.5	60.6	50.2	39.5
3000	77	107.5	7.3	61.0	47.6	35.7	-	-	-	106.8	8.1	78.1	60.0	48.1	-	-	-
	72	99.7	7.2	76.5	64.6	52.8	40.9	-	-	95.9	8.0	81.5	69.6	57.7	45.8	-	-
	67	92.0	7.0	92.0	81.7	69.8	57.9	46.1	-	84.9	7.9	84.9	79.1	67.2	55.3	43.4	-
	62	84.7	6.9	84.7	84.7	84.7	71.9	61.0	49.1	79.6	7.8	79.6	79.6	79.3	66.9	55.5	43.6
	57	85.3	6.9	85.3	85.3	82.9	69.9	59.1	47.2	79.6	7.7	79.6	79.6	77.4	64.9	53.6	41.6
3375	72	102.7	7.2	83.2	70.3	57.4	44.6	-	-	98.8	8.0	87.6	76.1	63.2	50.2	-	-
	67	94.8	7.1	94.8	88.9	76.0	63.1	50.2	-	87.5	7.9	87.5	84.2	73.6	60.6	47.7	-
	62	87.3	6.9	87.3	87.3	87.3	73.9	61.5	48.6	82.0	7.8	82.0	82.0	81.8	68.6	55.9	43.0
	57	87.8	6.9	87.8	87.8	86.6	73.2	60.8	48.0	82.0	7.8	82.0	82.0	80.9	67.7	55.0	42.1
	3750	72	105.7	7.2	89.9	76.0	62.1	48.2	-	-	101.7	8.0	93.8	82.7	68.7	54.7	-
67		97.5	7.1	97.5	96.1	82.2	68.3	54.4	-	90.1	7.9	90.1	89.4	79.9	65.9	52.0	-
62		89.8	7.0	89.8	89.8	89.8	75.9	62.0	48.1	84.4	7.8	84.4	84.4	84.4	70.4	56.4	42.4
57		90.4	6.9	90.4	90.4	90.4	76.5	62.6	48.7	84.4	7.8	84.4	84.4	84.4	70.5	56.5	42.5

J07PC/J07NC Cooling Capacities (Continued)

Air on Evaporator Coil		Temperature of Air on Condenser Coil															
CFM	WB (°F)	Total Capacity ¹ (MBh)	Total Input (kW) ²	Sensible Capacity (MBh)						Total Capacity ¹ (MBh)	Total Input (kW) ²	Sensible Capacity (MBh)					
				Return Dry Bulb (°F)								Return Dry Bulb (°F)					
				90	85	80	75	70	65			90	85	80	75	70	65
				115°F						125°F							
2250	77	99.8	8.8	69.7	60.3	50.9	-	-	-	99.1	9.6	79.9	70.5	61.0	-	-	-
	72	86.5	8.7	71.4	62.0	52.6	43.1	-	-	82.7	9.5	75.2	65.7	56.3	46.8	-	-
	67	73.1	8.7	73.1	63.7	54.2	44.8	35.4	-	66.4	9.5	66.4	60.9	51.5	42.0	32.6	-
	62	69.9	8.5	69.9	69.9	62.0	52.6	43.2	33.7	64.9	9.4	64.9	64.9	56.8	47.3	37.9	28.4
	57	69.5	8.5	69.5	69.5	60.4	50.9	41.5	32.1	64.1	9.4	64.1	64.1	55.1	45.6	36.2	26.7
2625	77	103.0	8.8	82.4	66.4	55.7	-	-	-	102.3	9.6	92.7	77.7	67.0	-	-	-
	72	89.2	8.8	78.9	68.2	57.6	46.9	-	-	85.4	9.6	83.3	72.6	61.9	51.2	-	-
	67	75.5	8.7	75.5	70.1	59.4	48.7	38.0	-	68.5	9.6	68.5	67.4	56.7	46.0	35.3	-
	62	72.1	8.6	72.1	72.1	67.9	57.3	46.6	35.9	67.0	9.4	67.0	67.0	62.6	52.1	41.2	30.5
	57	71.7	8.6	71.7	71.7	66.1	55.4	44.8	34.1	66.2	9.4	66.2	66.2	60.7	50.3	39.3	28.6
3000	77	106.2	8.9	95.1	72.5	60.5	-	-	-	105.6	9.7	105.6	84.9	73.0	-	-	-
	72	92.0	8.8	86.4	74.5	62.6	50.6	-	-	88.1	9.6	88.1	79.4	67.5	55.5	-	-
	67	77.8	8.7	77.8	76.5	64.6	52.6	40.7	-	70.7	9.6	70.7	70.7	62.0	50.0	38.0	-
	62	74.4	8.6	74.4	74.4	73.8	61.9	50.0	38.0	69.2	9.5	69.2	69.2	68.4	56.9	44.5	32.5
	57	73.9	8.6	73.9	73.9	71.9	59.9	48.0	36.1	68.3	9.5	68.3	68.3	66.4	54.9	42.4	30.5
3375	72	94.8	8.8	92.1	81.9	68.9	55.9	-	-	90.9	9.7	90.9	87.7	74.6	61.5	-	-
	67	80.2	8.8	80.2	79.6	71.1	58.1	45.1	-	72.9	9.6	72.9	72.9	68.7	55.6	42.5	-
	62	76.7	8.6	76.7	76.7	76.4	63.4	50.4	37.4	71.3	9.5	71.3	71.3	71.0	58.1	44.8	31.7
	57	76.2	8.6	76.2	76.2	75.2	62.2	49.2	36.2	70.4	9.5	70.4	70.4	69.5	56.7	43.3	30.3
	3750	72	97.7	8.8	97.7	89.3	75.2	61.1	-	-	93.7	9.7	93.7	93.7	81.8	67.6	-
67		82.6	8.8	82.6	82.6	77.7	63.6	49.5	-	75.2	9.6	75.2	75.2	75.2	61.2	47.0	-
62		79.0	8.7	79.0	79.0	79.0	64.9	50.8	36.7	73.5	9.5	73.5	73.5	73.5	59.3	45.2	31.0
57		78.5	8.6	78.5	78.5	78.5	64.4	50.3	36.3	72.6	9.5	72.6	72.6	72.6	58.4	44.2	30.0

¹ These capacities are gross ratings. For net capacity, deduct supply air blower motor, MBh. Example: Refer to the appropriate Blower Performance Table for the BHP of the supply air blower motor, MBh = 3.415 x kW and kW = BHP x 0.746 ÷ nameplate rated motor efficiency.

² These ratings include the condenser fan motors and the compressor motors but not the supply air blower motor.

J10PC/J10NC

Air on Evaporator Coil		Temperature of Air on Condenser Coil															
CFM	WB (°F)	Total Capacity ¹ (MBh)	Total Input (kW) ²	Sensible Capacity (MBh)						Total Capacity ¹ (MBh)	Total Input (kW) ²	Sensible Capacity (MBh)					
				Return Dry Bulb (°F)								Return Dry Bulb (°F)					
				90	85	80	75	70	65			90	85	80	75	70	65
		75°F								85°F							
3000	77	140.5	7.5	70.2	58.2	46.2	-	-	-	134.2	8.6	65.0	52.8	40.6	-	-	-
	72	133.6	7.5	87.5	75.5	63.5	51.5	-	-	127.3	8.5	84.4	72.2	59.9	47.7	-	-
	67	126.6	7.4	104.8	92.8	80.8	68.9	56.9	-	120.3	8.5	103.8	91.5	79.3	67.1	54.8	-
	62	120.2	7.4	120.2	120.2	107.7	95.7	83.8	71.8	113.2	8.4	113.2	113.2	101.2	88.9	76.7	64.5
	57	121.8	7.3	121.8	123.0	114.5	102.5	90.5	78.6	117.1	8.4	117.1	117.1	106.6	94.4	82.2	69.9
3500	77	147.3	7.7	74.8	62.4	49.1	-	-	-	140.4	8.7	71.4	57.6	43.7	-	-	-
	72	140.0	7.6	93.9	80.6	67.3	54.1	-	-	133.2	8.7	92.3	78.4	64.6	50.7	-	-
	67	132.8	7.6	112.9	98.8	85.5	72.3	59.0	-	125.9	8.6	113.2	99.3	85.5	71.6	57.8	-
	62	126.0	7.6	126.0	126.0	114.2	101.0	87.6	74.4	118.5	8.5	118.5	118.5	109.0	95.2	81.3	67.5
	57	127.7	7.5	127.7	128.3	121.4	108.7	94.9	81.6	122.5	8.5	122.5	122.5	114.9	101.1	87.2	73.4
4000	77	154.1	7.8	79.4	66.6	52.0	-	-	-	146.6	8.9	77.8	62.3	46.9	-	-	-
	72	146.5	7.8	100.2	85.7	71.1	56.6	-	-	139.0	8.8	100.2	84.7	69.2	53.8	-	-
	67	138.9	7.8	121.1	104.8	90.2	75.7	61.1	-	131.5	8.7	122.5	107.1	91.6	76.2	60.7	-
	62	131.8	7.8	131.8	131.8	120.6	106.3	91.5	76.9	123.7	8.7	123.7	123.7	116.9	101.4	86.0	70.5
	57	133.6	7.6	133.6	133.6	128.3	114.8	99.2	84.6	127.9	8.6	127.9	127.9	123.2	107.7	92.3	76.8
4500	72	148.2	7.7	110.0	94.1	78.1	62.2	-	-	140.9	8.7	108.1	91.5	74.8	58.1	-	-
	67	140.5	7.7	131.6	115.2	99.3	83.4	67.5	-	133.2	8.6	128.7	115.6	99.0	82.3	65.6	-
	62	133.4	7.7	133.4	133.4	127.8	112.0	95.9	80.0	125.3	8.6	125.3	125.3	121.9	105.3	88.6	71.9
	57	135.2	7.5	135.2	135.2	132.5	117.2	100.7	84.8	129.6	8.6	129.6	129.6	127.2	110.6	93.9	77.2
	5000	72	150.0	7.6	119.7	102.4	85.1	67.9	-	-	142.7	8.6	116.1	98.2	80.3	62.5	-
67		142.2	7.5	142.2	125.6	108.3	91.1	73.8	-	134.9	8.5	134.9	124.2	106.3	88.4	70.5	-
62		134.9	7.5	134.9	134.9	134.9	117.6	100.4	83.1	127.0	8.5	127.0	127.0	127.0	109.1	91.2	73.3
57		136.7	7.4	136.7	136.7	136.7	119.5	102.2	84.9	131.3	8.5	131.3	131.3	131.3	113.4	95.5	77.6
		95°F								105°F							
3000	77	128.0	9.7	59.9	47.4	34.9	-	-	-	120.6	10.9	59.2	46.6	34.0	-	-	-
	72	121.0	9.6	81.3	68.8	56.3	43.8	-	-	113.1	10.8	79.6	67.0	54.4	41.8	-	-
	67	114.1	9.5	102.8	90.3	77.8	65.3	52.8	-	105.6	10.7	100.0	87.4	74.7	62.1	49.5	-
	62	106.3	9.3	106.3	106.3	94.7	82.2	69.7	57.2	101.1	10.6	101.1	101.1	90.6	78.0	65.4	52.8
	57	112.4	9.5	112.4	111.3	98.8	86.3	73.8	61.3	104.8	10.7	104.8	104.2	92.7	80.1	67.5	54.9
3500	77	133.6	9.8	68.0	52.7	38.3	-	-	-	126.1	11.0	69.7	51.8	37.3	-	-	-
	72	126.3	9.7	90.7	76.3	61.9	47.4	-	-	118.3	10.9	88.6	74.1	59.6	45.1	-	-
	67	119.0	9.6	113.4	99.8	85.4	71.0	56.5	-	110.4	10.8	107.6	96.5	82.0	67.5	53.0	-
	62	111.0	9.4	111.0	111.0	103.9	89.4	75.1	60.6	105.7	10.7	105.7	105.7	99.3	84.8	70.3	55.8
	57	117.3	9.6	117.3	116.7	108.4	93.4	79.6	65.1	109.5	10.8	109.5	109.3	101.6	86.9	72.6	58.1
4000	77	139.1	9.9	76.2	58.1	41.7	-	-	-	131.6	11.1	80.1	56.9	40.5	-	-	-
	72	131.6	9.8	100.1	83.7	67.4	51.0	-	-	123.4	11.0	97.7	81.3	64.9	48.5	-	-
	67	124.0	9.7	124.0	109.4	93.0	76.6	60.3	-	115.2	10.9	115.2	105.6	89.2	72.8	56.4	-
	62	115.6	9.5	115.6	115.6	113.2	96.5	80.5	64.1	110.3	10.8	110.3	110.3	108.1	91.6	75.3	58.9
	57	122.2	9.7	122.2	118.1	100.6	85.4	69.0	54.4	114.3	10.9	114.3	114.3	110.6	93.6	77.8	61.4
4500	72	133.5	9.7	106.3	88.9	71.5	54.0	-	-	124.9	10.9	104.6	86.9	69.3	51.7	-	-
	67	125.8	9.6	125.8	116.1	98.6	81.2	63.8	-	116.6	10.8	116.6	110.6	95.3	77.7	60.1	-
	62	117.3	9.5	117.3	117.3	116.1	98.5	81.2	63.8	111.6	10.7	111.6	111.6	110.5	92.8	75.3	57.6
	57	124.0	9.6	124.0	124.0	122.0	104.0	87.1	69.7	115.7	10.8	115.7	115.7	113.8	95.9	78.6	61.0
	5000	72	135.4	9.6	112.5	94.0	75.5	57.0	-	-	126.3	10.9	111.5	92.6	73.8	55.0	-
67		127.6	9.5	127.6	122.8	104.3	85.8	67.3	-	118.0	10.8	118.0	115.5	101.5	82.6	63.8	-
62		119.0	9.4	119.0	119.0	119.0	100.5	82.0	63.5	112.9	10.7	112.9	112.9	112.9	94.1	75.2	56.4
57		125.8	9.5	125.8	125.8	125.8	107.3	88.8	70.3	117.0	10.7	117.0	117.0	117.0	98.2	79.4	60.5

J10PC/J10NC (Continued)

Air on Evaporator Coil		Temperature of Air on Condenser Coil															
CFM	WB (°F)	Total Capacity ¹ (MBh)	Total Input (kW) ²	Sensible Capacity (MBh)						Total Capacity ¹ (MBh)	Total Input (kW) ²	Sensible Capacity (MBh)					
				Return Dry Bulb (°F)								Return Dry Bulb (°F)					
				90	85	80	75	70	65			90	85	80	75	70	65
				115°F								125°F					
3000	77	113.3	12.1	58.5	45.8	33.1	-	-	-	105.9	13.2	57.8	45.0	32.1	-	-	-
	72	105.2	12.0	77.8	65.1	52.4	39.7	-	-	97.3	13.2	76.1	63.2	50.4	37.6	-	-
	67	97.2	11.9	97.2	84.4	71.7	59.0	46.3	-	88.7	13.1	88.7	81.5	68.7	55.8	43.0	-
	62	95.9	11.8	95.9	95.9	86.5	73.8	61.1	48.4	90.6	13.1	90.6	90.6	82.5	69.6	56.8	43.9
	57	97.1	11.8	97.1	97.1	86.6	73.9	61.2	48.4	89.5	13.0	89.5	89.5	80.5	67.7	54.8	42.0
3500	77	118.7	12.2	71.3	50.8	36.2	-	-	-	111.3	13.4	72.9	49.8	35.2	-	-	-
	72	110.2	12.1	86.5	72.0	57.4	42.8	-	-	102.2	13.3	84.4	69.8	55.1	40.5	-	-
	67	101.8	12.0	101.8	93.1	78.5	64.0	49.4	-	93.2	13.2	93.2	89.8	75.1	60.4	45.8	-
	62	100.4	11.9	100.4	100.4	94.8	80.2	65.6	51.0	95.2	13.2	95.2	95.2	90.2	75.6	60.9	46.2
	57	101.8	12.0	101.8	101.8	94.8	80.3	65.7	51.1	94.0	13.2	94.0	94.0	88.1	73.7	58.8	44.1
4000	77	124.1	12.3	84.0	55.8	39.4	-	-	-	116.6	13.5	88.0	54.6	38.2	-	-	-
	72	115.3	12.2	95.2	78.8	62.4	45.9	-	-	107.1	13.4	92.8	76.3	59.9	43.4	-	-
	67	106.4	12.1	106.4	101.8	85.4	68.9	52.5	-	97.7	13.3	97.7	97.7	81.5	65.1	48.6	-
	62	105.0	12.1	105.0	105.0	103.0	86.6	70.1	53.7	99.7	13.3	99.7	99.7	97.9	81.6	65.0	48.5
	57	106.4	12.1	106.4	106.4	103.1	86.7	70.2	53.8	98.5	13.3	98.5	98.5	95.6	79.7	62.7	46.2
4500	72	116.3	12.1	102.8	85.0	67.2	49.4	-	-	107.6	13.3	101.0	83.1	65.1	47.1	-	-
	67	107.3	12.0	107.3	105.0	92.0	74.2	56.4	-	98.1	13.3	98.1	98.1	88.7	70.7	52.7	-
	62	105.9	12.0	105.9	105.9	104.9	87.1	69.3	51.5	100.2	13.2	100.2	100.2	99.3	81.4	63.3	45.4
	57	107.3	12.0	107.3	107.3	105.7	87.9	70.1	52.3	98.9	13.2	98.9	98.9	97.5	79.8	61.5	43.6
	5000	72	117.2	12.1	110.4	91.2	72.0	52.9	-	-	108.1	13.3	108.1	89.8	70.3	50.8	-
67		108.3	12.0	108.3	108.3	98.6	79.5	60.3	-	98.6	13.2	98.6	98.6	95.8	76.3	56.8	-
62		106.8	11.9	106.8	106.8	106.8	87.6	68.5	49.3	100.7	13.2	100.7	100.7	100.7	81.2	61.7	42.2
57		108.2	11.9	108.2	108.2	108.2	89.0	69.9	50.7	99.4	13.1	99.4	99.4	99.4	79.9	60.4	40.9

¹ These capacities are gross ratings. For net capacity, deduct supply air blower motor, MBh. Example: Refer to the appropriate Blower Performance Table for the BHP of the supply air blower motor, MBh = 3.415 x kW and kW = BHP x 0.746 ÷ nameplate rated motor efficiency.

² These ratings include the condenser fan motors and the compressor motors but not the supply air blower motor.

J15PC/J15NC

Air on Evaporator Coil		Temperature of Air on Condenser Coil																
CFM	WB (°F)	Total Capacity ¹ (MBh)	Total Input (kW) ²	Sensible Capacity (MBh)						Total Capacity ¹ (MBh)	Total Input (kW) ²	Sensible Capacity (MBh)						
				Return Dry Bulb (°F)								Return Dry Bulb (°F)						
				90	85	80	75	70	65			90	85	80	75	70	65	
		75°F								85°F								
4500	77	223.0	12.5	104.1	85.2	66.4	-	-	-	216.7	13.8	104.7	85.9	67.0	-	-	-	
	72	209.3	12.3	134.7	115.8	97.0	78.1	-	-	200.9	13.6	133.0	114.1	95.2	76.3	-	-	
	67	195.7	12.1	165.2	146.4	127.6	108.7	89.9	-	185.0	13.4	161.2	142.3	123.4	104.5	85.7	-	
	62	176.7	11.8	176.7	176.7	152.0	133.2	114.3	95.5	169.4	13.0	169.4	169.4	151.2	132.4	113.5	94.6	
	57	179.6	11.8	179.6	179.6	159.1	140.3	121.4	102.6	173.1	13.1	173.1	173.1	154.4	135.5	116.7	97.8	
5250	77	229.0	12.6	113.8	93.3	71.8	-	-	-	221.4	13.9	114.8	93.3	71.7	-	-	-	
	72	215.0	12.4	147.9	126.3	104.8	83.3	-	-	205.2	13.6	145.0	123.5	101.9	80.3	-	-	
	67	200.9	12.2	181.9	159.4	137.8	116.3	94.8	-	189.1	13.4	175.2	153.7	132.1	110.5	88.9	-	
	62	181.4	11.8	181.4	181.4	164.3	143.6	121.3	99.8	173.0	13.1	173.0	173.0	161.9	140.3	118.7	97.1	
	57	184.5	11.9	184.5	184.5	171.9	151.4	128.9	107.4	176.9	13.1	176.9	176.9	165.3	143.7	122.1	100.6	
6000	77	235.0	12.6	123.5	101.4	77.2	-	-	-	226.1	13.9	124.9	100.6	76.4	-	-	-	
	72	220.6	12.4	161.0	136.9	112.7	88.5	-	-	209.6	13.7	157.1	132.8	108.6	84.3	-	-	
	67	206.2	12.2	198.5	172.3	148.1	123.9	99.8	-	193.1	13.4	189.3	165.0	140.8	116.5	92.2	-	
	62	186.2	11.9	186.2	186.2	176.7	154.1	128.3	104.1	176.7	13.1	176.7	176.7	172.5	148.2	124.0	99.7	
	57	189.3	11.9	189.3	189.3	184.8	162.6	136.4	112.2	180.6	13.2	180.6	180.6	176.1	151.8	127.6	103.3	
6750	72	223.2	12.5	170.5	144.3	118.1	91.9	-	-	213.0	13.7	168.5	142.1	115.7	89.3	-	-	
	67	208.6	12.3	204.8	181.5	155.3	129.1	102.9	-	196.2	13.5	194.3	176.4	150.0	123.6	97.3	-	
	62	188.4	11.9	188.4	188.4	183.6	158.3	131.3	105.1	179.6	13.2	179.6	179.6	177.5	151.1	124.7	98.3	
	57	191.6	12.0	191.6	191.6	189.3	164.1	136.9	110.7	183.6	13.2	183.6	183.6	181.3	154.9	128.5	102.2	
	72	225.9	12.6	179.9	151.7	123.5	95.3	-	-	216.4	13.8	179.9	151.4	122.9	94.4	-	-	
7500	67	211.1	12.4	211.1	190.7	162.5	134.3	106.1	-	199.4	13.5	199.4	187.8	159.3	130.8	102.3	-	
	62	190.6	12.0	190.6	190.6	190.6	162.4	134.2	106.0	182.5	13.2	182.5	182.5	182.5	154.0	125.5	97.0	
	57	193.8	12.1	193.8	193.8	193.8	165.6	137.4	109.2	186.5	13.3	186.5	186.5	186.5	158.0	129.5	101.0	
			95°F								105°F							
	4500	77	210.5	15.1	105.4	86.5	67.6	-	-	-	192.8	16.7	98.9	80.0	61.1	-	-	-
72		192.4	14.9	131.3	112.4	93.4	74.5	-	-	177.2	16.5	125.6	106.7	87.8	68.9	-	-	
67		174.4	14.6	157.1	138.2	119.3	100.4	81.4	-	161.6	16.3	152.4	133.5	114.6	95.7	76.8	-	
62		162.0	14.3	162.0	162.0	150.5	131.6	112.6	93.7	150.1	16.0	150.1	150.1	142.4	123.5	104.6	85.7	
57		166.6	14.4	166.6	166.6	149.8	130.8	111.9	93.0	155.1	16.1	155.1	155.1	137.9	119.0	100.1	81.2	
5250	77	213.8	15.2	115.9	93.2	71.6	-	-	-	196.5	16.7	114.1	86.9	65.3	-	-	-	
	72	195.5	14.9	142.2	120.6	99.0	77.3	-	-	180.6	16.5	137.1	115.5	93.8	72.2	-	-	
	67	177.2	14.6	168.6	148.0	126.3	104.7	83.1	-	164.7	16.3	160.1	144.1	122.4	100.8	79.2	-	
	62	164.7	14.4	164.7	164.7	159.4	136.9	116.1	94.5	153.0	16.1	153.0	153.0	152.2	130.1	108.9	87.3	
	57	169.2	14.4	169.2	169.2	158.6	136.0	115.3	93.7	158.1	16.1	158.1	158.1	147.3	125.2	104.1	82.4	
6000	77	217.2	15.2	126.3	99.9	75.6	-	-	-	200.2	16.8	129.3	93.8	69.4	-	-	-	
	72	198.6	14.9	153.1	128.8	104.5	80.1	-	-	184.1	16.5	148.6	124.2	99.9	75.5	-	-	
	67	180.0	14.6	180.0	157.7	133.4	109.0	84.7	-	167.9	16.3	167.9	154.7	130.3	106.0	81.6	-	
	62	167.3	14.4	167.3	167.3	168.3	142.3	119.6	95.3	155.9	16.1	155.9	155.9	162.0	136.8	113.2	88.9	
	57	171.9	14.4	171.9	171.9	167.5	141.1	118.8	94.5	161.1	16.1	161.1	161.1	156.7	131.4	108.0	83.7	
6750	72	202.8	15.0	166.5	139.9	113.4	86.8	-	-	187.4	16.6	160.8	134.3	107.7	81.1	-	-	
	67	183.8	14.7	183.8	171.3	144.7	118.2	91.6	-	170.9	16.4	170.9	163.6	140.5	113.9	87.3	-	
	62	170.8	14.4	170.8	170.8	171.3	143.9	118.2	91.6	158.7	16.1	158.7	158.7	161.7	134.7	108.6	82.0	
	57	175.6	14.5	175.6	175.6	173.3	145.8	120.2	93.6	164.0	16.2	164.0	164.0	161.8	134.7	108.6	82.1	
	72	207.0	15.0	179.8	151.0	122.2	93.5	-	-	190.7	16.6	173.1	144.3	115.5	86.7	-	-	
7500	67	187.6	14.7	187.6	184.9	156.1	127.3	98.5	-	173.9	16.4	173.9	172.5	150.7	121.9	93.1	-	
	62	174.3	14.4	174.3	174.3	174.3	145.5	116.7	87.9	161.5	16.2	161.5	161.5	161.5	132.7	103.9	75.1	
	57	179.2	14.5	179.2	179.2	179.2	150.4	121.6	92.8	166.8	16.2	166.8	166.8	166.8	138.1	109.3	80.5	

J15PC/J15NC (Continued)

Air on Evaporator Coil		Temperature of Air on Condenser Coil															
CFM	WB (°F)	Total Capacity ¹ (MBh)	Total Input (kW) ²	Sensible Capacity (MBh)						Total Capacity ¹ (MBh)	Total Input (kW) ²	Sensible Capacity (MBh)					
				Return Dry Bulb (°F)								Return Dry Bulb (°F)					
				90	85	80	75	70	65			90	85	80	75	70	65
115°F												125°F					
4500	77	175.1	18.3	92.4	73.5	54.6	-	-	-	157.4	19.9	85.8	67.0	48.1	-	-	-
	72	162.0	18.1	120.0	101.1	82.2	63.3	-	-	146.7	19.8	114.3	95.5	76.6	57.8	-	-
	67	148.8	18.0	147.6	128.7	109.8	91.0	72.1	-	136.1	19.6	136.1	124.0	105.1	86.3	67.4	-
	62	138.1	17.8	138.1	138.1	134.4	115.5	96.6	77.7	126.2	19.5	126.2	126.2	126.2	107.5	88.6	69.7
	57	143.6	17.8	143.6	143.6	126.1	107.2	88.3	69.4	132.1	19.6	132.1	132.1	114.2	95.4	76.5	57.6
5250	77	179.2	18.3	112.3	80.6	58.9	-	-	-	161.8	19.9	110.6	74.3	52.6	-	-	-
	72	165.7	18.1	132.0	110.4	88.7	67.1	-	-	150.8	19.8	126.9	105.3	83.6	62.0	-	-
	67	152.3	18.0	151.7	140.2	118.6	96.9	75.3	-	139.9	19.6	139.9	136.3	114.7	93.0	71.4	-
	62	141.3	17.8	141.3	141.3	145.0	123.4	101.7	80.1	129.7	19.5	129.7	129.7	129.7	116.6	94.6	72.9
	57	146.9	17.8	146.9	146.9	136.1	114.4	92.8	71.1	135.7	19.6	135.7	135.7	124.8	103.6	81.5	59.9
6000	77	183.2	18.3	132.3	87.6	63.3	-	-	-	166.2	19.9	135.3	81.5	57.1	-	-	-
	72	169.5	18.1	144.0	119.6	95.3	70.9	-	-	154.9	19.8	139.5	115.1	90.6	66.2	-	-
	67	155.8	18.0	155.8	151.6	127.3	102.9	78.5	-	143.6	19.6	143.6	143.6	124.2	99.8	75.4	-
	62	144.5	17.8	144.5	144.5	155.7	131.3	106.9	82.5	133.2	19.5	133.2	133.2	133.2	125.8	100.5	76.1
	57	150.2	17.9	150.2	150.2	146.0	121.6	97.3	72.9	139.4	19.6	139.4	139.4	135.3	111.9	86.5	62.1
6750	72	171.9	18.2	155.2	128.6	102.0	75.4	-	-	156.4	19.8	149.5	122.9	96.3	69.7	-	-
	67	158.0	18.0	158.0	155.9	136.3	109.7	83.1	-	145.1	19.7	145.1	145.1	132.0	105.4	78.8	-
	62	146.6	17.8	146.6	146.6	152.1	125.6	99.0	72.4	134.5	19.5	134.5	134.5	134.5	116.4	89.4	62.7
	57	152.4	17.9	152.4	152.4	150.3	123.7	97.1	70.5	140.8	19.6	140.8	140.8	138.8	112.7	85.5	58.9
	7500	72	174.3	18.2	166.3	137.5	108.8	80.0	-	-	158.0	19.9	158.0	130.8	102.0	73.2	-
67		160.2	18.1	160.2	160.2	145.3	116.5	87.7	-	146.5	19.8	146.5	146.5	139.9	111.1	82.3	-
62		148.6	17.9	148.6	148.6	148.6	119.8	91.0	62.3	135.8	19.6	135.8	135.8	135.8	107.0	78.2	49.4
57		154.5	18.0	154.5	154.5	154.5	125.7	96.9	68.1	142.2	19.7	142.2	142.2	142.2	113.4	84.6	55.8

¹ These capacities are gross ratings. For net capacity, deduct supply air blower motor, MBh. Example: Refer to the appropriate Blower Performance Table for the BHP of the supply air blower motor, MBh = 3.415 x kW and kW = BHP x 0.746 ÷ nameplate rated motor efficiency.

² These ratings include the condenser fan motors and the compressor motors but not the supply air blower motor

J15PD/J15ND

Air on Evaporator Coil		Temperature of Air on Condenser Coil																
CFM	WB (°F)	Total Capacity ¹ (MBh)	Total Input (kW) ²	Sensible Capacity (MBh)						Total Capacity ¹ (MBh)	Total Input (kW) ²	Sensible Capacity (MBh)						
				Return Dry Bulb (°F)								Return Dry Bulb (°F)						
				90	85	80	75	70	65			90	85	80	75	70	65	
		75°F								85°F								
4500	77	231.4	12.4	111.6	93.0	74.5	-	-	-	219.9	13.7	106.4	87.9	69.5	-	-	-	
	72	215.6	12.0	142.9	124.4	105.8	87.2	-	-	204.0	13.4	138.2	119.7	101.2	82.8	-	-	
	67	199.7	11.7	174.3	155.7	137.2	118.6	100.0	-	188.1	13.1	169.9	151.4	133.0	114.5	96.0	-	
	62	183.7	11.4	183.7	183.7	170.7	152.1	133.6	115.0	174.3	12.8	174.3	174.3	163.8	145.3	126.9	108.4	
	57	184.6	11.4	184.6	184.6	173.2	154.6	136.1	117.5	175.3	12.8	175.3	175.3	164.8	146.3	127.8	109.4	
5250	77	233.6	12.4	117.3	98.2	76.9	-	-	-	222.0	13.7	114.1	92.9	71.7	-	-	-	
	72	217.6	12.1	151.9	130.6	109.3	88.0	-	-	206.0	13.4	146.9	125.7	104.5	83.3	-	-	
	67	201.6	11.7	186.5	163.0	141.7	120.4	99.1	-	189.9	13.1	179.7	158.5	137.2	116.0	94.8	-	
	62	185.5	11.4	185.5	185.5	176.3	155.6	133.7	112.4	176.0	12.8	176.0	176.0	169.1	147.9	126.6	105.4	
	57	186.3	11.4	186.3	186.3	178.9	158.5	136.3	115.0	177.0	12.8	177.0	177.0	170.1	148.8	127.6	106.4	
6000	77	235.8	12.4	123.1	103.4	79.4	-	-	-	224.2	13.7	121.8	97.9	73.9	-	-	-	
	72	219.7	12.1	160.9	136.9	112.8	88.7	-	-	208.0	13.4	155.6	131.7	107.7	83.8	-	-	
	67	203.5	11.7	198.8	170.3	146.2	122.2	98.1	-	191.8	13.1	189.4	165.5	141.5	117.6	93.6	-	
	62	187.2	11.4	187.2	187.2	182.0	159.2	133.8	109.8	177.7	12.9	177.7	177.7	174.3	150.4	126.4	102.5	
	57	188.0	11.4	188.0	188.0	184.6	162.4	136.5	112.4	178.7	12.9	178.7	178.7	175.4	151.4	127.5	103.5	
6750	72	222.5	12.1	171.1	144.6	118.1	91.7	-	-	210.6	13.5	165.7	139.4	113.2	86.9	-	-	
	67	206.2	11.8	203.8	179.6	153.2	126.7	100.2	-	194.2	13.2	193.0	174.9	148.6	122.4	96.1	-	
	62	189.7	11.5	189.7	189.7	187.0	161.2	134.1	107.6	180.0	12.9	180.0	180.0	178.3	152.0	125.7	99.5	
	57	190.5	11.5	190.5	190.5	188.8	163.3	135.9	109.4	181.0	12.9	181.0	181.0	179.3	153.1	126.8	100.5	
	72	225.4	12.2	181.3	152.4	123.5	94.6	-	-	213.3	13.6	175.8	147.2	118.6	90.0	-	-	
7500	67	208.9	11.8	208.9	189.0	160.1	131.2	102.3	-	196.7	13.2	196.7	184.4	155.8	127.2	98.6	-	
	62	192.1	11.5	192.1	192.1	192.1	163.2	134.3	105.5	182.2	13.0	182.2	182.2	182.2	153.6	125.0	96.4	
	57	193.0	11.5	193.0	193.0	193.0	164.1	135.2	106.3	183.3	13.0	183.3	183.3	183.3	154.7	126.1	97.5	
			95°F								105°F							
	4500	77	208.3	15.1	101.3	82.9	64.5	-	-	-	192.0	17.0	96.4	77.9	59.4	-	-	-
72		192.4	14.8	133.4	115.0	96.6	78.3	-	-	177.3	16.7	128.6	110.2	91.7	73.2	-	-	
67		176.4	14.5	165.5	147.2	128.8	110.4	92.0	-	162.5	16.4	157.1	142.5	124.0	105.5	87.0	-	
62		164.9	14.3	164.9	164.9	156.9	138.5	120.2	101.8	153.2	16.2	153.2	153.2	149.2	130.7	112.3	93.8	
57		166.1	14.3	166.1	166.1	156.3	138.0	119.6	101.2	155.2	16.2	155.2	155.2	146.0	127.5	109.0	90.6	
5250	77	210.5	15.1	110.9	87.6	66.5	-	-	-	193.9	17.0	110.4	82.4	61.2	-	-	-	
	72	194.3	14.8	141.9	120.8	99.7	78.5	-	-	179.0	16.7	136.8	115.7	94.5	73.4	-	-	
	67	178.2	14.5	172.8	153.9	132.8	111.7	90.6	-	164.1	16.4	161.4	149.0	127.8	106.6	85.5	-	
	62	166.5	14.3	166.5	166.5	161.8	140.1	119.6	98.5	154.7	16.2	154.7	154.7	154.2	132.7	111.9	90.7	
	57	167.8	14.3	167.8	167.8	161.2	139.2	119.0	97.9	156.8	16.2	156.8	156.8	150.5	128.9	108.2	87.0	
6000	77	212.6	15.1	120.6	92.3	68.5	-	-	-	195.8	17.0	124.4	86.9	63.1	-	-	-	
	72	196.3	14.8	150.3	126.5	102.7	78.8	-	-	180.8	16.7	145.0	121.2	97.3	73.5	-	-	
	67	180.0	14.5	180.0	160.6	136.8	113.0	89.2	-	165.7	16.4	165.7	155.5	131.6	107.8	83.9	-	
	62	168.2	14.3	168.2	168.2	166.7	141.6	119.0	95.2	156.2	16.2	156.2	156.2	159.2	134.7	111.5	87.6	
	57	169.5	14.3	169.5	169.5	166.1	140.4	118.4	94.6	158.3	16.2	158.3	158.3	155.0	130.2	107.3	83.4	
6750	72	198.7	14.9	160.3	134.2	108.2	82.1	-	-	183.0	16.8	155.6	129.3	103.0	76.7	-	-	
	67	182.2	14.6	182.2	170.2	144.1	118.0	92.0	-	167.8	16.5	167.8	161.5	139.3	113.0	86.7	-	
	62	170.3	14.3	170.3	170.3	169.5	142.8	117.4	91.3	158.2	16.2	158.2	158.2	159.7	133.0	107.1	80.8	
	57	171.6	14.4	171.6	171.6	169.9	142.9	117.7	91.6	160.3	16.3	160.3	160.3	158.6	131.9	106.0	79.7	
	72	201.2	14.9	170.3	142.0	113.6	85.3	-	-	185.3	16.8	166.3	137.5	108.8	80.0	-	-	
7500	67	184.5	14.6	184.5	179.8	151.4	123.1	94.8	-	169.9	16.5	169.9	167.5	147.1	118.3	89.6	-	
	62	172.4	14.4	172.4	172.4	172.4	144.1	115.7	87.4	160.1	16.3	160.1	160.1	160.1	131.4	102.6	73.9	
	57	173.7	14.5	173.7	173.7	173.7	145.3	117.0	88.7	162.3	16.4	162.3	162.3	162.3	133.5	104.8	76.0	

J15PD/J15ND (Continued)

Air on Evaporator Coil		Temperature of Air on Condenser Coil																
CFM	WB (°F)	Total Capacity ¹ (MBh)	Total Input (kW) ²	Sensible Capacity (MBh)							Total Capacity ¹ (MBh)	Total Input (kW) ²	Sensible Capacity (MBh)					
				Return Dry Bulb (°F)									Return Dry Bulb (°F)					
				90	85	80	75	70	65	90			85	80	75	70	65	
		115°F							125°F									
4500	77	175.7	18.9	91.5	72.9	54.3	-	-	-	159.4	20.8	86.6	67.9	49.2	-	-	-	
	72	162.2	18.6	123.9	105.3	86.8	68.2	-	-	147.1	20.5	119.1	100.5	81.8	63.1	-	-	
	67	148.6	18.2	148.6	137.8	119.2	100.6	82.0	-	134.7	20.1	134.7	133.1	114.4	95.7	77.1	-	
	62	141.5	18.1	141.5	141.5	141.5	123.0	104.4	85.8	129.9	20.0	129.9	129.9	129.9	115.2	96.5	77.8	
	57	144.4	18.1	144.4	144.4	135.6	117.1	98.5	79.9	133.6	20.1	133.6	133.6	125.3	106.6	88.0	69.3	
5250	77	177.4	18.9	109.8	77.2	56.0	-	-	-	160.8	20.9	109.2	72.0	50.7	-	-	-	
	72	163.7	18.6	131.8	110.6	89.4	68.2	-	-	148.4	20.5	126.8	105.5	84.3	63.0	-	-	
	67	150.0	18.3	150.0	144.0	122.8	101.6	80.4	-	135.9	20.1	135.9	135.9	117.8	96.5	75.3	-	
	62	142.9	18.1	142.9	142.9	146.6	125.4	104.2	82.9	131.0	20.0	131.0	131.0	131.0	118.0	96.4	75.2	
	57	145.8	18.1	145.8	139.8	118.5	97.3	76.1	-	134.8	20.1	134.8	134.8	129.1	108.2	86.5	65.2	
6000	77	179.0	18.9	128.1	81.5	57.6	-	-	-	162.3	20.9	131.9	76.1	52.2	-	-	-	
	72	165.2	18.6	139.8	115.9	92.0	68.2	-	-	149.7	20.5	134.5	110.6	86.7	62.8	-	-	
	67	151.4	18.3	151.4	150.3	126.4	102.6	78.7	-	137.1	20.1	137.1	137.1	121.3	97.4	73.5	-	
	62	144.2	18.1	144.2	144.2	151.7	127.8	103.9	80.1	132.2	20.0	132.2	132.2	132.2	120.9	96.4	72.5	
	57	147.1	18.2	147.1	143.9	120.0	96.1	72.3	-	136.0	20.1	136.0	136.0	132.8	109.8	85.0	61.1	
6750	72	167.3	18.7	151.0	124.5	97.9	71.4	-	-	151.6	20.6	146.3	119.6	92.8	66.1	-	-	
	67	153.3	18.3	153.3	152.8	134.6	108.0	81.5	-	138.9	20.2	138.9	138.9	129.8	103.0	76.3	-	
	62	146.0	18.1	146.0	149.8	123.2	96.7	70.2	-	133.9	20.0	133.9	133.9	133.9	113.5	86.4	59.6	
	57	149.0	18.2	149.0	147.4	120.9	94.3	67.8	-	137.7	20.1	137.7	137.7	136.1	109.9	82.6	55.9	
	7500	72	169.4	18.7	162.2	133.0	103.9	74.7	-	-	153.5	20.6	153.5	128.6	99.0	69.4	-	-
67		155.3	18.4	155.3	155.3	142.7	113.5	84.3	-	140.7	20.3	140.7	140.7	138.3	108.7	79.1	-	
62		147.9	18.2	147.9	147.9	147.9	118.7	89.5	60.3	135.6	20.1	135.6	135.6	135.6	106.0	76.4	46.8	
57		150.9	18.3	150.9	150.9	150.9	121.7	92.5	63.3	139.5	20.2	139.5	139.5	139.5	109.9	80.3	50.6	

¹ These capacities are gross ratings. For net capacity, deduct supply air blower motor, MBh. Example: Refer to the appropriate Blower Performance Table for the BHP of the supply air blower motor, MBh = 3.415 x kW and kW = BHP x 0.746 ÷ nameplate rated motor efficiency.

² These ratings include the condenser fan motors and the compressor motors but not the supply air blower motor.

J20PC/J20NC

Air on Evaporator Coil		Temperature of Air on Condenser Coil																		
CFM	WB (°F)	Total Capacity ¹ (MBh)	Total Input (kW) ²	Sensible Capacity (MBh)						Total Capacity ¹ (MBh)	Total Input (kW) ²	Sensible Capacity (MBh)								
				Return Dry Bulb (°F)								Return Dry Bulb (°F)								
				90	85	80	75	70	65			90	85	80	75	70	65			
		75°F						85°F												
6000	77	291.6	15.5	130.3	106.9	83.5	-	-	-	282.9	17.2	129.6	106.1	82.6	-	-	-			
	72	272.3	15.2	169.8	146.3	122.9	99.5	-	-	261.4	16.8	167.2	143.7	120.2	96.7	-	-			
	67	252.9	14.9	209.2	185.8	162.4	138.9	115.5	-	239.8	16.5	204.8	181.3	157.8	134.3	110.9	-			
	62	232.6	14.7	232.6	220.7	195.8	172.4	149.0	125.5	223.0	16.3	223.0	217.0	193.5	170.0	146.6	123.1			
	57	235.8	14.7	235.8	228.8	205.4	181.9	158.5	135.1	226.3	16.3	226.3	222.0	198.5	175.0	151.6	128.1			
7000	77	302.5	15.5	144.0	117.5	91.0	-	-	-	291.7	17.2	142.1	115.7	89.4	-	-	-			
	72	282.4	15.2	187.0	160.5	134.0	107.5	-	-	269.5	16.9	182.8	156.4	130.1	103.8	-	-			
	67	262.3	15.0	230.0	203.5	177.0	150.5	123.9	-	247.3	16.6	223.5	197.1	170.8	144.4	118.1	-			
	62	241.3	14.8	241.3	235.3	213.5	188.4	160.5	134.0	229.9	16.4	229.9	227.0	209.4	183.1	156.7	130.4			
	57	244.6	14.7	244.6	241.1	223.8	199.2	170.8	144.3	233.4	16.4	233.4	231.2	214.8	188.5	162.1	135.8			
8000	77	313.4	15.5	157.8	128.2	98.6	-	-	-	300.6	17.3	154.6	125.4	96.2	-	-	-			
	72	292.5	15.2	204.3	174.7	145.1	115.5	-	-	277.7	17.0	198.4	169.2	140.0	110.8	-	-			
	67	271.7	15.0	250.8	221.2	191.6	162.0	132.4	-	254.8	16.7	242.1	212.9	183.7	154.5	125.3	-			
	62	249.9	14.8	249.9	249.9	231.2	204.4	172.0	142.4	236.9	16.4	236.9	236.9	225.3	196.1	166.9	137.7			
	57	253.3	14.7	253.3	253.3	242.3	216.4	183.1	153.5	240.5	16.4	240.5	240.5	231.1	201.9	172.7	143.5			
9000	72	302.9	15.2	218.5	186.3	154.2	122.0	-	-	286.0	17.0	212.2	180.3	148.3	116.4	-	-			
	67	281.3	14.9	270.8	235.8	203.6	171.5	139.3	-	262.4	16.7	256.1	226.7	194.7	162.8	130.9	-			
	62	258.8	14.7	258.8	258.8	249.4	218.6	185.1	153.0	244.0	16.4	244.0	244.0	238.2	206.2	174.3	142.4			
	57	262.3	14.7	262.3	262.3	256.8	226.5	192.5	160.4	247.7	16.4	247.7	247.7	243.0	211.0	179.1	147.2			
	72	313.2	15.2	232.6	197.9	163.3	128.6	-	-	294.2	17.0	226.0	191.4	156.7	122.1	-	-			
10000	67	290.8	14.9	290.8	250.3	215.6	180.9	146.3	-	270.0	16.7	270.0	240.4	205.7	171.1	136.4	-			
	62	267.6	14.7	267.6	267.6	267.6	232.9	198.2	163.6	251.0	16.4	251.0	251.0	251.0	216.3	181.7	147.0			
	57	271.3	14.6	271.3	271.3	271.3	236.6	201.9	167.2	254.8	16.4	254.8	254.8	254.8	220.1	185.5	150.8			
			95°F						105°F											
	6000	77	274.1	18.8	128.8	105.3	81.8	-	-	-	254.0	21.0	122.0	98.5	75.1	-	-	-		
72		250.4	18.5	164.6	141.0	117.5	94.0	-	-	233.3	20.6	158.2	134.8	111.3	87.9	-	-			
67		226.8	18.1	200.3	176.8	153.3	129.8	106.2	-	212.6	20.3	194.5	171.1	147.6	124.2	100.7	-			
62		213.3	17.8	213.3	213.3	191.2	167.7	144.2	120.7	200.4	20.0	200.4	200.4	181.8	158.3	134.9	111.4			
57		216.9	17.9	216.9	215.2	191.7	168.1	144.6	121.1	203.4	19.9	203.4	202.5	180.1	156.6	133.2	109.7			
7000	77	280.9	19.0	140.1	113.9	87.8	-	-	-	261.2	21.2	137.6	107.4	81.1	-	-	-			
	72	256.6	18.6	178.5	152.3	126.2	100.0	-	-	239.9	20.8	173.0	146.7	120.3	94.0	-	-			
	67	232.4	18.2	216.9	190.7	164.6	138.4	112.3	-	218.7	20.4	208.5	185.9	159.6	133.2	106.9	-			
	62	218.6	18.0	218.6	218.6	205.3	177.8	153.0	126.9	206.0	20.1	206.0	206.0	196.5	169.4	143.8	117.4			
	57	222.3	18.0	222.3	221.4	205.8	177.8	153.5	127.3	209.1	20.1	209.1	208.7	194.6	167.3	141.9	115.6			
8000	77	287.7	19.1	151.4	122.6	93.8	-	-	-	268.3	21.3	153.2	116.4	87.1	-	-	-			
	72	262.9	18.7	192.4	163.6	134.8	106.1	-	-	246.5	20.9	187.8	158.6	129.3	100.1	-	-			
	67	238.0	18.4	233.5	204.7	175.9	147.1	118.3	-	224.7	20.6	222.4	200.8	171.5	142.3	113.0	-			
	62	223.9	18.1	223.9	223.9	219.4	187.8	161.8	133.0	211.7	20.3	211.7	211.7	211.2	180.5	152.7	123.5			
	57	227.7	18.1	227.7	227.7	219.9	187.4	162.3	133.5	214.8	20.2	214.8	214.8	209.2	178.1	150.7	121.4			
9000	72	269.0	18.8	205.9	174.2	142.5	110.8	-	-	253.1	21.0	202.1	170.0	137.9	105.8	-	-			
	67	243.6	18.4	241.3	217.6	185.9	154.2	122.4	-	230.7	20.6	229.6	214.1	182.8	150.7	118.6	-			
	62	229.2	18.1	229.2	229.2	226.9	193.8	163.5	131.8	217.4	20.3	217.4	217.4	217.1	184.3	152.9	120.8			
	57	233.0	18.2	233.0	233.0	229.1	195.6	165.7	134.0	220.6	20.3	220.6	220.6	217.8	184.8	153.6	121.5			
	72	275.2	18.8	219.5	184.8	150.2	115.5	-	-	259.8	21.0	216.3	181.3	146.4	111.4	-	-			
10000	67	249.2	18.5	249.2	230.5	195.9	161.2	126.6	-	236.8	20.7	236.8	227.4	194.2	159.2	124.2	-			
	62	234.4	18.2	234.4	234.4	234.4	199.8	165.1	130.5	223.1	20.4	223.1	223.1	223.1	188.2	153.2	118.2			
	57	238.4	18.2	238.4	238.4	238.4	203.7	169.1	134.4	226.4	20.3	226.4	226.4	226.4	191.5	156.5	121.5			

J20PC/J20NC (Continued)

Air on Evaporator Coil		Temperature of Air on Condenser Coil															
CFM	WB (°F)	Total Capacity ¹ (MBh)	Total Input (kW) ²	Sensible Capacity (MBh)						Total Capacity ¹ (MBh)	Total Input (kW) ²	Sensible Capacity (MBh)					
				Return Dry Bulb (°F)								Return Dry Bulb (°F)					
				90	85	80	75	70	65			90	85	80	75	70	65
				115°F						125°F							
6000	77	233.9	23.2	115.1	91.7	68.3	-	-	-	213.8	25.4	108.3	85.0	61.6	-	-	-
	72	216.2	22.8	151.9	128.5	105.1	81.8	-	-	199.1	25.0	145.6	122.3	99.0	75.6	-	-
	67	198.5	22.4	188.7	165.3	141.9	118.6	95.2	-	184.4	24.6	182.9	159.6	136.3	113.0	89.6	-
	62	187.4	22.2	187.4	187.4	172.3	148.9	125.5	102.1	174.5	24.3	174.5	174.5	162.9	139.5	116.2	92.9
	57	189.8	22.0	189.8	189.8	168.5	145.1	121.7	98.3	176.3	24.0	176.3	176.3	156.9	133.6	110.2	86.9
7000	77	241.4	23.4	135.1	100.9	74.4	-	-	-	221.7	25.6	132.6	94.5	67.7	-	-	-
	72	223.2	23.0	167.6	141.0	114.5	87.9	-	-	206.4	25.2	162.1	135.4	108.6	81.9	-	-
	67	204.9	22.6	200.0	181.1	154.6	128.0	101.5	-	191.2	24.8	191.2	176.3	149.5	122.8	96.1	-
	62	193.5	22.3	193.5	193.5	187.6	161.1	134.5	108.0	180.9	24.5	180.9	180.9	178.8	152.7	125.3	98.6
	57	195.9	22.1	195.9	195.9	183.4	156.9	130.4	103.8	182.7	24.1	182.7	182.7	172.3	146.5	118.8	92.1
8000	77	249.0	23.5	155.0	110.2	80.5	-	-	-	229.6	25.7	156.9	103.9	73.8	-	-	-
	72	230.1	23.1	183.2	153.5	123.8	94.1	-	-	213.8	25.3	178.6	148.4	118.3	88.2	-	-
	67	211.3	22.8	211.3	196.8	167.2	137.5	107.8	-	198.0	24.9	198.0	192.9	162.8	132.7	102.5	-
	62	199.5	22.5	199.5	199.5	202.9	173.2	143.5	113.9	187.3	24.7	187.3	187.3	187.3	165.9	134.4	104.3
	57	202.0	22.3	202.0	202.0	198.4	168.7	139.0	109.3	189.2	24.3	189.2	189.2	187.6	159.3	127.4	97.2
9000	72	237.2	23.2	198.2	165.7	133.2	100.7	-	-	221.3	25.4	194.3	161.4	128.6	95.7	-	-
	67	217.8	22.8	217.8	210.6	179.8	147.3	114.9	-	205.0	25.0	205.0	205.0	176.8	143.9	111.1	-
	62	205.7	22.5	205.7	205.7	207.4	174.9	142.4	109.9	193.9	24.7	193.9	193.9	193.9	165.4	131.9	99.0
	57	208.3	22.3	208.3	208.3	206.4	174.0	141.5	109.0	195.9	24.4	195.9	195.9	195.1	163.2	129.4	96.5
	72	244.3	23.2	213.2	177.9	142.6	107.3	-	-	228.9	25.4	210.0	174.4	138.8	103.2	-	-
10000	67	224.4	22.9	224.4	224.4	192.5	157.2	121.9	-	211.9	25.1	211.9	211.9	190.8	155.2	119.6	-
	62	211.8	22.6	211.8	211.8	211.8	176.5	141.3	106.0	200.5	24.8	200.5	200.5	200.5	164.9	129.3	93.7
	57	214.5	22.4	214.5	214.5	214.5	179.2	143.9	108.6	202.6	24.4	202.6	202.6	202.6	167.0	131.4	95.8

¹ These capacities are gross ratings. For net capacity, deduct supply air blower motor, MBh. Example: Refer to the appropriate Blower Performance Table for the BHP of the supply air blower motor, MBh = 3.415 x kW and kW = BHP x 0.746 ÷ nameplate rated motor efficiency.

² These ratings include the condenser fan motors and the compressor motors but not the supply air blower motor.

J20PD/J20ND

Air on Evaporator Coil		Temperature of Air on Condenser Coil																
CFM	WB (°F)	Total Capacity ¹ (MBh)	Total Input (kW) ²	Sensible Capacity (MBh)						Total Capacity ¹ (MBh)	Total Input (kW) ²	Sensible Capacity (MBh)						
				Return Dry Bulb (°F)								Return Dry Bulb (°F)						
				90	85	80	75	70	65			90	85	80	75	70	65	
		75°F								85°F								
6000	77	314.8	15.1	142.6	118.0	93.5	-	-	-	300.0	17.0	137.0	112.4	87.8	-	-	-	
	72	285.9	14.8	177.4	152.9	128.3	103.8	-	-	271.7	16.7	171.9	147.4	122.8	98.3	-	-	
	67	257.1	14.5	212.3	187.7	163.2	138.6	114.0	-	243.5	16.4	206.9	182.4	157.8	133.2	108.7	-	
	62	239.1	14.2	239.1	225.1	200.5	175.9	151.4	126.8	227.5	16.1	227.5	219.3	194.7	170.2	145.6	121.1	
	57	239.5	14.3	239.5	237.8	213.3	188.7	164.1	139.6	230.2	16.2	230.2	227.8	203.3	178.7	154.1	129.6	
7000	77	321.1	15.2	154.7	127.4	100.0	-	-	-	305.7	17.1	148.9	121.5	94.1	-	-	-	
	72	291.7	14.9	192.0	164.7	137.3	110.0	-	-	276.9	16.8	186.4	159.0	131.6	104.2	-	-	
	67	262.3	14.6	229.3	201.9	174.6	147.2	119.9	-	248.1	16.5	223.9	196.5	169.1	141.7	114.4	-	
	62	243.9	14.3	243.9	236.9	214.5	188.2	159.8	132.5	231.9	16.2	231.9	227.7	208.7	181.3	154.0	126.6	
	57	244.3	14.5	244.3	243.5	228.2	203.0	173.5	146.1	234.5	16.3	234.5	233.4	217.9	190.5	163.1	135.7	
8000	77	327.5	15.3	166.9	136.7	106.6	-	-	-	311.4	17.2	160.9	130.7	100.5	-	-	-	
	72	297.5	15.0	206.6	176.5	146.3	116.2	-	-	282.1	16.9	200.9	170.7	140.5	110.2	-	-	
	67	267.5	14.8	246.3	216.2	186.0	155.9	125.7	-	252.8	16.6	240.9	210.7	180.5	150.2	120.0	-	
	62	248.8	14.4	248.8	248.8	228.6	200.4	168.3	138.1	236.2	16.2	236.2	236.2	222.7	192.5	162.3	132.1	
	57	249.2	14.6	249.2	249.2	243.2	217.3	182.9	152.7	238.9	16.4	238.9	238.9	232.5	202.2	172.0	141.8	
9000	72	303.3	15.2	219.3	184.7	150.2	115.7	-	-	287.2	17.1	212.0	178.0	144.0	110.1	-	-	
	67	272.7	14.9	262.1	225.5	191.0	156.5	122.0	-	257.4	16.8	251.5	219.1	185.1	151.1	117.1	-	
	62	253.6	14.6	253.6	253.6	234.7	201.2	165.6	131.1	240.5	16.4	240.5	240.5	228.4	194.4	160.4	126.5	
	57	254.0	14.7	254.0	254.0	249.7	217.3	180.6	146.1	243.3	16.6	243.3	243.3	238.4	204.4	170.4	136.4	
	72	309.0	15.4	231.9	193.0	154.1	115.2	-	-	292.4	17.3	223.1	185.4	147.6	109.9	-	-	
10000	67	277.8	15.1	277.8	234.9	196.0	157.1	118.2	-	262.0	17.0	262.0	227.4	189.7	151.9	114.2	-	
	62	258.4	14.7	258.4	258.4	240.8	201.9	163.0	124.1	244.8	16.6	244.8	244.8	234.1	196.4	158.6	120.9	
	57	258.8	14.9	258.8	258.8	256.2	217.3	178.4	139.5	247.6	16.8	247.6	247.6	244.3	206.6	168.8	131.1	
			95°F								105°F							
	6000	77	285.2	18.9	131.3	106.8	82.2	-	-	-	264.8	21.2	126.0	101.4	76.8	-	-	-
72		257.5	18.6	166.4	141.9	117.3	92.8	-	-	240.1	20.9	161.0	136.3	111.7	87.1	-	-	
67		229.9	18.2	201.5	177.0	152.4	127.9	103.3	-	215.3	20.5	195.9	171.3	146.7	122.1	97.5	-	
62		216.0	18.0	216.0	213.5	189.0	164.4	139.9	115.3	203.2	20.2	203.2	202.0	183.1	158.5	133.9	109.2	
57		220.8	18.1	220.8	217.8	193.2	168.7	144.1	119.6	209.8	20.4	209.8	206.5	181.9	157.3	132.6	108.0	
7000	77	290.2	19.0	143.1	115.7	88.3	-	-	-	269.2	21.3	142.0	110.2	82.7	-	-	-	
	72	262.1	18.6	180.8	153.4	126.0	98.5	-	-	244.1	20.9	175.3	147.8	120.3	92.8	-	-	
	67	234.0	18.3	218.5	191.1	163.7	136.3	108.8	-	219.0	20.6	208.6	185.4	157.9	130.4	102.9	-	
	62	219.8	18.0	219.8	218.6	202.9	174.5	148.1	120.7	206.6	20.3	206.6	206.0	197.1	169.1	142.1	114.6	
	57	224.7	18.2	224.7	223.2	207.5	177.9	152.6	125.2	213.3	20.5	213.3	211.7	195.8	167.2	140.8	113.3	
8000	77	295.2	19.0	154.9	124.6	94.3	-	-	-	273.7	21.4	158.1	119.0	88.5	-	-	-	
	72	266.6	18.7	195.2	164.9	134.6	104.3	-	-	248.1	21.0	189.7	159.3	128.9	98.4	-	-	
	67	238.0	18.4	235.5	205.2	174.9	144.6	114.3	-	222.6	20.7	221.3	199.6	169.2	138.8	108.3	-	
	62	223.6	18.1	223.6	223.6	216.9	184.6	156.3	126.0	210.0	20.4	210.0	210.0	211.2	179.7	150.3	119.9	
	57	228.6	18.3	228.6	228.6	221.8	187.2	161.2	130.9	216.9	20.6	216.9	216.9	209.7	177.2	148.9	118.5	
9000	72	271.1	19.0	204.8	171.3	137.9	104.4	-	-	252.2	21.2	199.3	165.7	132.2	98.6	-	-	
	67	242.1	18.6	240.8	212.6	179.1	145.7	112.3	-	226.2	20.9	225.6	207.1	173.6	140.0	106.4	-	
	62	227.4	18.3	227.4	227.4	222.1	187.7	155.2	121.8	213.4	20.6	213.4	213.4	213.0	179.0	145.9	112.4	
	57	232.5	18.5	232.5	232.5	227.1	191.5	160.2	126.8	220.4	20.8	220.4	220.4	215.2	180.5	148.0	114.5	
	72	275.7	19.2	214.3	177.7	141.1	104.5	-	-	256.2	21.5	208.9	172.2	135.5	98.8	-	-	
10000	67	246.1	18.8	246.1	219.9	183.4	146.8	110.2	-	229.8	21.1	229.8	214.6	177.9	141.2	104.6	-	
	62	231.2	18.6	231.2	231.2	227.3	190.8	154.2	117.6	216.8	20.8	216.8	216.8	214.9	178.2	141.5	104.8	
	57	236.4	18.7	236.4	236.4	232.5	195.9	159.3	122.7	223.9	21.0	223.9	223.9	220.6	183.9	147.2	110.5	

J20PD/J20ND (Continued)

Air on Evaporator Coil		Temperature of Air on Condenser Coil																	
CFM	WB (°F)	Total Capacity ¹ (MBh)	Total Input (kW) ²	Sensible Capacity (MBh)						Total Capacity ¹ (MBh)	Total Input (kW) ²	Sensible Capacity (MBh)							
				Return Dry Bulb (°F)								Return Dry Bulb (°F)							
				90	85	80	75	70	65			90	85	80	75	70	65		
				115°F										125°F					
6000	77	244.4	23.6	120.7	96.0	71.4	-	-	-	224.0	25.9	115.4	90.7	65.9	-	-	-		
	72	222.6	23.2	155.5	130.8	106.2	81.5	-	-	205.1	25.5	150.0	125.3	100.6	75.8	-	-		
	67	200.8	22.8	190.3	165.6	140.9	116.3	91.6	-	186.2	25.1	184.7	159.9	135.2	110.5	85.7	-		
	62	190.4	22.5	190.4	190.4	177.2	152.5	127.8	103.2	177.6	24.8	177.6	177.6	171.3	146.5	121.8	97.1		
	57	198.8	22.8	198.8	195.2	170.5	145.8	121.2	96.5	187.8	25.1	187.8	183.9	159.2	134.4	109.7	85.0		
7000	77	248.3	23.6	140.9	104.7	77.1	-	-	-	227.3	25.9	139.8	99.1	71.4	-	-	-		
	72	226.1	23.2	169.8	142.2	114.6	87.0	-	-	208.1	25.5	164.3	136.6	108.9	81.3	-	-		
	67	204.0	22.9	198.7	179.8	152.2	124.6	97.0	-	188.9	25.2	188.8	174.1	146.4	118.7	91.1	-		
	62	193.4	22.6	193.4	193.4	191.3	163.7	136.1	108.5	180.2	24.8	180.2	180.2	180.2	158.3	130.1	102.4		
	57	201.9	22.8	201.9	200.1	184.1	156.5	128.9	101.3	190.6	25.1	190.6	188.6	172.4	145.8	117.0	89.3		
8000	77	252.1	23.7	161.2	113.3	82.7	-	-	-	230.6	26.0	164.3	107.6	76.9	-	-	-		
	72	229.6	23.3	184.1	153.6	123.1	92.5	-	-	211.1	25.6	178.6	148.0	117.3	86.7	-	-		
	67	207.1	22.9	207.1	194.0	163.4	132.9	102.4	-	191.7	25.2	191.7	188.3	157.7	127.0	96.4	-		
	62	196.4	22.6	196.4	196.4	205.4	174.9	144.4	113.8	182.8	24.9	182.8	182.8	182.8	170.1	138.4	107.8		
	57	205.1	22.9	205.1	205.1	197.7	167.2	136.6	106.1	193.3	25.2	193.3	193.3	185.7	157.2	124.4	93.7		
9000	72	233.2	23.5	193.9	160.2	126.5	92.8	-	-	214.2	25.8	188.4	154.6	120.8	87.0	-	-		
	67	210.3	23.2	210.3	201.6	168.0	134.3	100.6	-	194.5	25.5	194.5	194.5	162.4	128.6	94.8	-		
	62	199.4	22.8	199.4	199.4	203.9	170.3	136.6	102.9	185.4	25.1	185.4	185.4	185.4	161.6	127.3	93.5		
	57	208.3	23.1	208.3	208.3	203.2	169.5	135.9	102.2	196.1	25.4	196.1	196.1	191.3	158.5	123.7	89.9		
	10000	72	236.7	23.8	203.6	166.8	129.9	93.1	-	-	217.2	26.1	198.2	161.3	124.3	87.4	-	-	
67		213.5	23.4	213.5	209.3	172.5	135.7	98.9	-	197.2	25.7	197.2	197.2	167.1	130.2	93.2	-		
62		202.5	23.1	202.5	202.5	202.5	165.6	128.8	92.0	188.1	25.4	188.1	188.1	188.1	153.1	116.1	79.2		
57		211.4	23.4	211.4	211.4	208.7	171.9	135.1	98.3	198.9	25.7	198.9	198.9	196.8	159.9	123.0	86.0		

¹ These capacities are gross ratings. For net capacity, deduct supply air blower motor, MBh. Example: Refer to the appropriate Blower Performance Table for the BHP of the supply air blower motor, MBh = 3.415 x kW and kW = BHP x 0.746 ÷ nameplate rated motor efficiency.

² These ratings include the condenser fan motors and the compressor motors but not the supply air blower motor.

Heat Pump And Air Handler Heating Capacities

J07PC / J07NC

Air Over Evaporator Coil		Capacity ¹ & kW	Outdoor Temperature (°F @ 72% RH)							
CFM	DB (°F)		-10	0	10	20	30	40	50	60
2250	55	MBH	34.0	39.6	46.2	53.9	62.9	73.5	86.0	100.6
		KW	4.9	5.3	5.6	6.0	6.3	6.7	7.0	7.3
	70	MBH	31.0	36.6	43.2	50.9	60.0	70.6	83.0	97.6
		KW	5.8	6.1	6.5	6.8	7.1	7.5	7.8	8.2
	80	MBH	28.7	34.3	40.9	48.6	57.7	68.3	80.7	95.3
		KW	6.4	6.8	7.1	7.4	7.8	8.1	8.5	8.8
3000	55	MBH	35.3	40.9	47.5	55.2	64.3	74.9	87.3	101.9
		KW	4.7	5.1	5.4	5.8	6.1	6.5	6.8	7.1
	70	MBH	32.4	38.0	44.5	52.3	61.3	71.9	84.4	99.0
		KW	5.6	5.9	6.3	6.6	6.9	7.3	7.6	8.0
	80	MBH	30.1	35.7	42.3	50.0	59.0	69.6	82.1	96.7
		KW	6.2	6.5	6.9	7.2	7.6	7.9	8.3	8.6
3750	55	MBH	36.6	42.2	48.8	56.5	65.6	76.2	88.6	103.2
		KW	5.2	5.6	5.9	6.3	6.6	7.0	7.3	7.6
	70	MBH	33.7	39.3	45.8	53.6	62.6	73.2	85.7	100.3
		KW	6.1	6.4	6.8	7.1	7.4	7.8	8.1	8.5
	80	MBH	31.4	37.0	43.6	51.3	60.3	70.9	83.4	98.0
		KW	6.7	7.0	7.4	7.7	8.1	8.4	8.8	9.1

¹ These capacities do not include the supply air blower motor heat. For net capacity, add motor heat, MBh. Example: Refer to the appropriate Blower Performance Table for the BHP of the supply air blower motor, MBh = 3.415 x kW and kW = BHP x 0.746 ÷ nameplate rated motor efficiency.

J10PC / J10NC

Air Over Evaporator Coil		Capacity ¹ & kW	Outdoor Temperature (°F @ 72% RH)							
CFM	DB (°F)		-10	0	10	20	30	40	50	60
3000	55	MBH	29.1	36.4	45.3	56.0	69.0	84.7	103.8	126.8
		KW	6.9	7.3	7.6	8.0	8.3	8.7	9.1	9.4
	70	MBH	26.3	33.6	42.4	53.1	66.1	81.8	100.9	124.0
		KW	8.2	8.6	8.9	9.3	9.7	10.0	10.4	10.7
	80	MBH	24.2	31.5	40.4	51.1	64.1	79.8	98.8	121.9
		KW	9.2	9.6	10.0	10.3	10.7	11.1	11.4	11.8
4000	55	MBH	37.4	44.7	53.5	64.3	77.2	93.0	112.0	135.1
		KW	6.7	7.1	7.4	7.8	8.1	8.5	8.9	9.2
	70	MBH	34.5	41.8	50.7	61.4	74.4	90.1	109.2	132.2
		KW	8.0	8.4	8.7	9.1	9.5	9.8	10.2	10.6
	80	MBH	32.5	39.8	48.6	59.3	72.3	88.0	107.1	130.2
		KW	9.0	9.4	9.8	10.1	10.5	10.9	11.2	11.6
5000	55	MBH	44.1	51.4	60.3	71.0	84.0	99.7	118.7	141.8
		KW	6.9	7.2	7.6	8.0	8.3	8.7	9.0	9.4
	70	MBH	41.3	48.6	57.4	68.1	81.1	96.8	115.9	138.9
		KW	8.2	8.6	8.9	9.3	9.6	10.0	10.4	10.7
	80	MBH	39.2	46.5	55.3	66.1	79.0	94.8	113.8	136.9
		KW	9.2	9.6	9.9	10.3	10.7	11.0	11.4	11.7

¹ These capacities do not include the supply air blower motor heat. For net capacity, add motor heat, MBh. Example: Refer to the appropriate Blower Performance Table for the BHP of the supply air blower motor, MBh = 3.415 x kW and kW = BHP x 0.746 ÷ nameplate rated motor efficiency.

J15PC / J15NC

Air Over Evaporator Coil		Capacity ¹ & kW	Outdoor Temperature (°F @ 72% RH)							
CFM	DB (°F)		-10	0	10	20	30	40	50	60
4500	55	MBH	68.2	80.0	93.8	110.0	129.1	151.5	177.8	208.7
		KW	11.8	12.2	12.7	13.2	13.7	14.1	14.6	15.1
	70	MBH	61.5	73.2	87.0	103.2	122.3	144.7	171.0	201.9
		KW	13.5	14.0	14.4	14.9	15.4	15.9	16.3	16.8
	80	MBH	57.6	69.3	83.1	99.3	118.4	140.8	167.1	198.0
		KW	15.0	15.5	16.0	16.4	16.9	17.4	17.9	18.3
6000	55	MBH	74.0	85.8	99.6	115.8	134.9	157.3	183.6	214.5
		KW	11.2	11.7	12.2	12.6	13.1	13.6	14.1	14.6
	70	MBH	67.3	79.0	92.8	109.0	128.1	150.5	176.8	207.7
		KW	12.9	13.4	13.9	14.4	14.8	15.3	15.8	16.3
	80	MBH	63.4	75.1	88.9	105.1	124.2	146.6	172.9	203.8
		KW	14.5	14.9	15.4	15.9	16.4	16.8	17.3	17.8
7500	55	MBH	72.4	84.1	97.9	114.1	133.2	155.6	181.9	212.8
		KW	12.0	12.5	13.0	13.4	13.9	14.4	14.9	15.4
	70	MBH	65.6	77.3	91.1	107.4	126.4	148.8	175.1	206.0
		KW	13.7	14.2	14.7	15.2	15.6	16.1	16.6	17.1
	80	MBH	61.7	73.4	87.3	103.5	122.5	144.9	171.2	202.1
		KW	15.3	15.7	16.2	16.7	17.2	17.6	18.1	18.6

¹ These capacities do not include the supply air blower motor heat. For net capacity, add motor heat, MBh. Example: Refer to the appropriate Blower Performance Table for the BHP of the supply air blower motor, MBh = 3.415 x kW and kW = BHP x 0.746 ÷ nameplate rated motor efficiency.

J15PD / J15ND

Air Over Evaporator Coil		Capacity ¹ & kW	Outdoor Temperature (°F @ 72% RH)							
CFM	DB (°F)		-10	0	10	20	30	40	50	60
4500	55	MBH	65.6	77.0	90.3	105.8	123.9	145.1	169.7	198.5
		KW	10.0	10.5	11.1	11.6	12.2	12.7	13.3	13.8
	70	MBH	62.2	73.6	86.9	102.4	120.5	141.6	166.3	195.1
		KW	12.0	12.5	13.1	13.6	14.2	14.7	15.3	15.8
	80	MBH	59.5	70.9	84.1	99.7	117.8	138.9	163.6	192.4
		KW	13.4	13.9	14.5	15.0	15.6	16.1	16.7	17.2
6000	55	MBH	71.6	83.0	96.3	111.8	129.9	151.0	175.7	204.5
		KW	9.6	10.2	10.7	11.3	11.8	12.4	12.9	13.4
	70	MBH	68.1	79.5	92.8	108.3	126.5	147.6	172.3	201.1
		KW	11.6	12.2	12.7	13.3	13.8	14.3	14.9	15.4
	80	MBH	65.4	76.8	90.1	105.6	123.7	144.9	169.6	198.3
		KW	13.0	13.6	14.1	14.7	15.2	15.8	16.3	16.9
7500	55	MBH	74.0	85.4	98.7	114.2	132.4	153.5	178.2	207.0
		KW	11.3	11.8	12.4	12.9	13.5	14.0	14.6	15.1
	70	MBH	70.6	82.0	95.3	110.8	128.9	150.1	174.7	203.5
		KW	13.3	13.8	14.4	14.9	15.5	16.0	16.6	17.1
	80	MBH	67.9	79.3	92.6	108.1	126.2	147.4	172.0	200.8
		KW	14.7	15.3	15.8	16.4	16.9	17.5	18.0	18.5

¹ These capacities do not include the supply air blower motor heat. For net capacity, add motor heat, MBh. Example: Refer to the appropriate Blower Performance Table for the BHP of the supply air blower motor, MBh = 3.415 x kW and kW = BHP x 0.746 ÷ nameplate rated motor efficiency.

J20PC / J20NC

Air Over Evaporator Coil		Capacity ¹ & kW	Outdoor Temperature (°F @ 72% RH)							
CFM	DB (°F)		-10	0	10	20	30	40	50	60
6000	55	MBH	84.3	98.8	115.6	135.0	157.4	183.2	212.9	247.3
		KW	13.7	14.4	15.2	15.9	16.6	17.3	18.1	18.8
	70	MBH	90.0	104.5	121.3	140.7	163.1	188.8	218.6	253.0
		KW	16.1	16.8	17.6	18.3	19.0	19.7	20.5	21.2
	80	MBH	88.3	102.8	119.6	139.0	161.3	187.1	216.9	251.2
		KW	17.8	18.5	19.3	20.0	20.7	21.5	22.2	22.9
8000	55	MBH	88.8	103.4	120.2	139.5	161.9	187.7	217.4	251.8
		KW	13.2	13.9	14.7	15.4	16.1	16.8	17.6	18.3
	70	MBH	94.5	109.1	125.8	145.2	167.6	193.4	223.1	257.5
		KW	15.6	16.3	17.0	17.8	18.5	19.2	19.9	20.7
	80	MBH	92.8	107.3	124.1	143.5	165.9	191.6	221.4	255.8
		KW	17.3	18.0	18.8	19.5	20.2	20.9	21.7	22.4
9000	55	MBH	92.3	106.8	123.6	143.0	165.3	191.1	220.9	255.2
		KW	14.5	15.3	16.0	16.7	17.4	18.2	18.9	19.6
	70	MBH	97.9	112.5	129.3	148.7	171.0	196.8	226.6	260.9
		KW	16.9	17.7	18.4	19.1	19.8	20.6	21.3	22.0
	80	MBH	96.2	110.8	127.6	146.9	169.3	195.1	224.8	259.2
		KW	18.7	19.4	20.1	20.8	21.6	22.3	23.0	23.7

¹ These capacities do not include the supply air blower motor heat. For net capacity, add motor heat, MBh. Example: Refer to the appropriate Blower Performance Table for the BHP of the supply air blower motor, MBh = 3.415 x kW and kW = BHP x 0.746 ÷ nameplate rated motor efficiency.

J20PD / J20ND

Air Over Evaporator Coil		Capacity ¹ & kW	Outdoor Temperature (°F @ 72% RH)							
CFM	DB (°F)		-10	0	10	20	30	40	50	60
6000	55	MBH	64.6	79.5	97.4	118.8	144.3	174.9	211.4	255.1
		KW	15.7	16.5	17.3	18.1	19.0	19.8	20.6	21.4
	70	MBH	69.5	84.4	102.3	123.7	149.2	179.8	216.3	260.0
		KW	15.4	16.2	17.0	17.9	18.7	19.5	20.3	21.2
	80	MBH	63.3	78.3	96.2	117.5	143.1	173.6	210.2	253.8
		KW	17.2	18.0	18.8	19.6	20.5	21.3	22.1	23.0
8000	55	MBH	71.6	86.6	104.5	125.8	151.4	181.9	218.5	262.1
		KW	15.1	15.9	16.8	17.6	18.4	19.2	20.1	20.9
	70	MBH	76.5	91.5	109.4	130.7	156.3	186.8	223.4	267.0
		KW	14.8	15.6	16.5	17.3	18.1	19.0	19.8	20.6
	80	MBH	70.4	85.3	103.2	124.6	150.1	180.7	217.2	260.9
		KW	16.6	17.4	18.3	19.1	19.9	20.7	21.6	22.4
10000	55	MBH	73.3	88.3	106.1	127.5	153.1	183.6	220.1	263.8
		KW	15.3	16.1	17.0	17.8	18.6	19.4	20.3	21.1
	70	MBH	78.2	93.2	111.0	132.4	158.0	188.5	225.0	268.7
		KW	15.0	15.8	16.7	17.5	18.3	19.1	20.0	20.8
	80	MBH	72.1	87.0	104.9	126.3	151.8	182.4	218.9	262.6
		KW	16.8	17.6	18.5	19.3	20.1	20.9	21.8	22.6

¹ These capacities do not include the supply air blower motor heat. For net capacity, add motor heat, MBh. Example: Refer to the appropriate Blower Performance Table for the BHP of the supply air blower motor, MBh = 3.415 x kW and kW = BHP x 0.746 ÷ nameplate rated motor efficiency.

Air Handling and Hot Water Coil Accessory Heating Capacity

J25NC / 1HW0406¹

UNIT MODEL	HOT WATER COIL MODEL	GPM	CFM	CAPACITY (MBH)				
				ENTERING WATER TEMPERATURE MINUS ENTRY AIR TEMPERATURE °F.				
				70	90	110	130	150
J25NC	1HW0406	50	6,000	204	263	325	384	443
			8,000	236	304	372	440	508
			10,000	265	341	416	492	568
			12,000	291	374	457	540	623

¹ These capacities do not include any blower motor heat.
NOTE: Temperature Water Drop (°F) = (2 X MBH) / GPM.

Hot Water Coil Capacity Correction And Pressure Drop Vs GPM¹

HOT WATER COIL MODEL	GPM	PRESSURE DROP PSI	CAPACITY CORRECTION FACTOR
1HW0406	25	0.4	0.79
	50	1.0	1.00
	75	1.8	1.04
	100	3.4	1.07

¹ For pressure drop in feet (water), multiply these values by 2.31.

Air Handling and Steam Coil Accessory Heating Capacity

J25NC / 1NF0454

UNIT MODEL	STEAM COIL MODEL	CAPACITY (MBH) @ 2 PSIG ¹				
		CFM	DRY BULB TEMPERATURE OF AIR ENTERING COIL (°F)			
			10	30	50	70
J25NC	1NF0454	6,000	471	424	380	330
		8,000	535	483	432	380
		10,000	592	535	478	422
		12,000	642	580	518	456

¹ These capacities do not include any blower motor heat.

Steam Coil Capacity Correction Factors For High Steam Pressure

STEAM PRESSURE (PSIG)	5	10	15	20	25
CAPACITY CORRECTION FACTOR	1.05	1.12	1.19	1.25	1.30

NOTE: Steam Rate = (lbs/Hr.) = 1.025 x MBH

Airflow Performance

J07NC Upflow and Horizontal Airflow Performance

J07NC Upflow

(CFM)	Available External Static Pressure - IWG																			
	0.2		0.4		0.6		0.8		1.0		1.2		1.4		1.6		1.8		2.0	
	RPM	BHP	RPM	BHP	RPM	BHP	RPM	BHP	RPM	BHP	RPM	BHP	RPM	BHP	RPM	BHP	RPM	BHP	RPM	BHP
	Std. 1.5 HP & Field Supplied Drive				Standard 1.5 HP & Drive						High Static 2 HP & Drive									
2250					754	0.8	828	0.9	902	1.0	988	1.1	1051	1.3	1116	1.4	1183	1.5		
2500			707	0.8	777	0.9	851	1.0	925	1.1	996	1.3	1059	1.4	1124	1.5	1191	1.7		
2750			735	0.9	805	1.1	879	1.2	953	1.3	1012	1.4	1076	1.6	1141	1.7				
3000	705	1.0	767	1.1	837	1.2	911	1.3	973	1.5	1035	1.6	1099	1.7	1164	1.9				
3250	741	1.1	802	1.3	872	1.4	947	1.5	1002	1.7	1064	1.8	1127	2.0						
3500	780	1.4	842	1.5	912	1.6	974	1.8	1035	1.9	1097	2.1	1161	2.2						
3750	823	1.6	884	1.7	954	1.9	1012	2.0	1072	2.2	1134	2.3	Exceeds BHP Limitations							

1. Airflow performance includes dry evaporator coil. See Static Resistance table for additional applications.
2. See RPM Selection table to determine desired motor sheave setting and to determine the maximum continuous BHP.
3. kW = BHP x 0.746 ÷ nameplate rated motor efficiency.

J07NC Horizontal

(CFM)	Available External Static Pressure - IWG																			
	0.2		0.4		0.6		0.8		1.0		1.2		1.4		1.6		1.8		2.0	
	RPM	BHP	RPM	BHP	RPM	BHP	RPM	BHP	RPM	BHP	RPM	BHP	RPM	BHP	RPM	BHP	RPM	BHP	RPM	BHP
	Std. 1.5 HP & Field Supplied Drive				Standard 1.5 HP & Drive						High Static 2 HP & Drive									
2250					747	0.8	816	0.9	889	1.0	954	1.2	1013	1.3	1071	1.5	1128	1.6		
2500			703	0.8	768	0.9	837	1.0	909	1.1	977	1.2	1036	1.4	1094	1.5	1151	1.7		
2750			728	0.9	793	1.0	862	1.1	934	1.2	998	1.4	1056	1.5	1114	1.7				
3000	696	0.9	757	1.1	822	1.2	891	1.3	961	1.4	1019	1.6	1077	1.7	1135	1.9				
3250	729	1.1	790	1.3	855	1.4	924	1.5	984	1.6	1042	1.8	1100	1.9	1159	2.1				
3500	766	1.3	826	1.5	892	1.6	953	1.6	1010	1.9	1069	2.0	1127	2.2						
3750	806	1.6	867	1.7	932	1.8	984	1.9	1041	2.1	1099	2.3	Exceeds BHP Limitations							

1. Airflow performance includes dry evaporator coil. See Static Resistance table for additional applications.
2. See RPM Selection table to determine desired motor sheave setting and to determine the maximum continuous BHP.
3. kW = BHP x 0.746 ÷ nameplate rated motor efficiency.

J10NC/ND Upflow and Horizontal Airflow Performance

J10NC/ND Upflow

(CFM)	Available External Static Pressure - IWG																			
	0.2		0.4		0.6		0.8		1.0		1.2		1.4		1.6		1.8		2.0	
	RPM	BHP	RPM	BHP	RPM	BHP	RPM	BHP	RPM	BHP	RPM	BHP	RPM	BHP	RPM	BHP	RPM	BHP	RPM	BHP
	Std. 2 HP & Field Supplied Drive				Standard 2 HP & Drive								High Static 3 HP & Drive							
2500					671	0.8	728	0.9	788	1.0	853	1.1	926	1.3	975	1.5	1026	1.6	1077	1.7
2750					684	0.9	741	1.0	801	1.1	866	1.2	933	1.4	982	1.6	1032	1.7	1084	1.8
3000					701	1.0	757	1.1	817	1.3	882	1.4	941	1.5	991	1.7	1041	1.8	1092	2.0
3250			664	1.0	719	1.1	776	1.3	836	1.4	903	1.5	952	1.7	1002	1.8	1052	2.0		
3500			685	1.1	741	1.3	797	1.4	858	1.5	917	1.7	966	1.9	1015	2.0	1066	2.2		
3750	653	1.1	709	1.3	764	1.4	821	1.6	884	1.7	933	1.9	982	2.0	1031	2.2	1082	2.3		
4000	679	1.3	735	1.5	790	1.6	847	1.8	903	1.9	952	2.1	1001	2.3	1050	2.4				
4250	707	1.5	762	1.6	818	1.8	875	1.9	924	2.1	973	2.3	1022	2.5	1072	2.7				
4500	737	1.7	792	1.9	850	2.0	899	2.2	948	2.4	997	2.6	1046	2.8						
4750	768	1.9	824	2.1	877	2.2	926	2.5	975	2.7	1024	2.9	1073	3.0						
5000	801	2.1	856	2.3	906	2.5	956	2.8	1005	3.0	1053	3.2	High Static 3 HP & Field Supplied Drive							

1. Airflow performance includes dry evaporator coil. See Static Resistance table for additional applications.
2. See RPM Selection table to determine desired motor sheave setting and to determine the maximum continuous BHP.
3. kW = BHP x 0.746 ÷ nameplate rated motor efficiency.

J10NC/ND Horizontal

(CFM)	Available External Static Pressure - IWG																			
	0.2		0.4		0.6		0.8		1.0		1.2		1.4		1.6		1.8		2.0	
	RPM	BHP	RPM	BHP	RPM	BHP	RPM	BHP	RPM	BHP	RPM	BHP	RPM	BHP	RPM	BHP	RPM	BHP	RPM	BHP
	Std. 2 HP & Field Supplied Drive				Standard 2 HP & Drive								High Static 3 HP & Drive							
2500					686	0.8	730	0.9	778	0.9	840	1.0	917	1.3	964	1.5	1011	1.6	1060	1.7
2750					698	0.9	742	1.0	790	1.0	852	1.1	924	1.4	971	1.6	1019	1.7	1067	1.9
3000					714	1.0	758	1.1	806	1.1	868	1.2	935	1.6	981	1.7	1029	1.9	1078	2.0
3250			684	1.0	734	1.2	778	1.2	826	1.3	902	1.6	948	1.7	995	1.9	1042	2.0		
3500			707	1.2	757	1.3	801	1.4	849	1.4	917	1.7	964	1.9	1010	2.0	1058	2.2		
3750	669	1.2	734	1.4	784	1.5	828	1.6	890	1.7	936	1.9	982	2.1	1029	2.2	1076	2.4		
4000	699	1.4	764	1.6	814	1.7	858	1.8	910	2.0	956	2.1	1002	2.3	1049	2.4				
4250	732	1.6	798	1.8	847	1.9	887	2.0	933	2.2	978	2.4	1025	2.5	1071	2.7				
4500	769	1.8	834	2.0	884	2.1	911	2.3	957	2.4	1003	2.6	1049	2.8						
4750	808	2.1	874	2.3	891	2.3	937	2.5	983	2.7	1029	2.9	1075	3.1						
5000	850	2.3	873	2.4	919	2.6	965	2.8	1011	3.0	1057	3.2	High Static 3 HP & Field Supplied Drive							

1. Airflow performance includes dry evaporator coil. See Static Resistance table for additional applications.
2. See RPM Selection table to determine desired motor sheave setting and to determine the maximum continuous BHP.
3. kW = BHP x 0.746 ÷ nameplate rated motor efficiency.

J15NC/ND Upflow and Horizontal Airflow Performance

J15NC/ND Upflow

(CFM)	Available External Static Pressure - IWG																	
	0.2		0.4		0.6		0.8		1.0		1.2		1.4		1.6		1.8	
	RPM	BHP	RPM	BHP	RPM	BHP	RPM	BHP	RPM	BHP	RPM	BHP	RPM	BHP	RPM	BHP	RPM	BHP
	Std. 3 HP & Field Supplied Drive				Standard 3 HP & Drive				High Static 5 HP & Drive									
4500					583	1.1	634	1.3	688	1.5	738	1.9	782	2.3	827	2.6		
4750					592	1.2	643	1.4	700	1.8	744	2.1	788	2.4	833	2.7		
5000					602	1.2	653	1.4	707	1.9	751	2.2	795	2.6	840	2.9		
5250					613	1.3	664	1.5	716	2.1	759	2.4	804	2.7	848	3.1		
5500			577	1.1	625	1.4	676	1.6	725	2.3	768	2.6	813	2.9	857	3.2		
5750			590	1.2	638	1.4	689	1.7	735	2.5	778	2.8	822	3.1				
6000			603	1.3	651	1.6	702	2.3	745	2.7	789	3.0	833	3.3				
6250			617	1.5	664	1.7	714	2.6	757	2.9	801	3.2	845	3.5				
6500	587	1.4	631	1.6	679	1.8	726	2.8	769	3.1	813	3.4	857	3.8				
6750	601	1.6	645	1.8	693	2.0	739	3.0	782	3.4	826	3.7						
7000	616	1.8	660	2.0	710	2.9	753	3.3	796	3.6	839	3.9						
7250	632	2.1	675	2.3	725	3.2	767	3.6	810	3.9	854	4.2						
7500	647	2.3	691	2.5	740	3.5	782	3.9	825	4.2	High Static 5 HP & Field Supplied Drive							

1. Airflow performance includes dry evaporator coil. See Static Resistance table for additional applications.
2. See RPM Selection table to determine desired motor sheave setting and to determine the maximum continuous BHP.
3. kW = BHP x 0.746 ÷ nameplate rated motor efficiency.

J15NC/ND Horizontal

(CFM)	Available External Static Pressure - IWG																	
	0.2		0.4		0.6		0.8		1.0		1.2		1.4		1.6		1.8	
	RPM	BHP	RPM	BHP	RPM	BHP	RPM	BHP	RPM	BHP	RPM	BHP	RPM	BHP	RPM	BHP	RPM	BHP
	Std. 3 HP & Field Supplied Drive				Standard 3 HP & Drive				High Static 5 HP & Drive									
4500					585	1.5	634	1.6	687	1.8	735	2.0	780	2.5	827	2.7	875	2.9
4750					595	1.6	644	1.7	697	1.9	741	2.4	787	2.7	834	2.9		
5000					605	1.7	655	1.8	708	2.0	749	2.6	795	2.9	842	3.1		
5250					617	1.8	666	2.0	719	2.1	757	2.8	804	3.1	851	3.3		
5500			582	1.8	629	1.9	678	2.1	731	2.3	767	3.0	813	3.2	860	3.4		
5750			594	1.9	642	2.1	691	2.2	737	2.4	778	3.2	824	3.4	871	3.7		
6000			608	2.1	655	2.2	705	2.4	744	3.1	789	3.4	835	3.7				
6250			622	2.2	670	2.4	719	2.6	756	3.3	801	3.6	847	3.9				
6500	589	2.2	637	2.4	684	2.6	733	2.7	769	3.6	814	3.9	860	4.1				
6750	604	2.4	652	2.6	699	2.8	738	3.5	782	3.8	827	4.1	873	4.4				
7000	620	2.6	667	2.8	715	3.0	752	3.8	796	4.1	841	4.4						
7250	636	2.8	683	3.0	731	3.2	766	4.1	811	4.4	856	4.7						
7500	652	3.0	700	3.2	738	4.0	781	4.4	825	4.7	High Static 5 HP & Field Supplied Drive							

1. Airflow performance includes dry evaporator coil. See Static Resistance table for additional applications.
2. See RPM Selection table to determine desired motor sheave setting and to determine the maximum continuous BHP.
3. kW = BHP x 0.746 ÷ nameplate rated motor efficiency.

J25NC Airflow Performance¹

CFM	Available External Static Pressure - IWG																							
	0.2		0.4		0.6		0.8		1		1.2		1.4		1.6		1.8		2		2.2			
	RPM	BHP	RPM	BHP	RPM	BHP	RPM	BHP	RPM	BHP	RPM	BHP	RPM	BHP	RPM	BHP	RPM	BHP	RPM	BHP	RPM	BHP		
	5 HP Motor & Drive											7.5 HP Motor & Drive												
7500	5 HP & Field supplied Drive		600	2.04	648	2.50	694	3.00	738	3.54	781	4.08	823	4.63	863	5.16	903	5.66	942	6.10	981	6.49		
7750			603	2.17	652	2.63	698	3.13	742	3.67	785	4.22	827	4.76	867	5.29	907	5.79	946	6.24	984	6.62		
8000			608	2.32	656	2.78	702	3.28	747	3.81	789	4.36	831	4.91	871	5.44	911	5.93	950	6.38	989	6.77		
8250			613	2.48	661	2.93	707	3.44	752	3.97	795	4.52	836	5.07	877	5.60	916	6.09	955	6.54	994	6.92		
8500			619	2.65	667	3.10	713	3.61	758	4.14	800	4.69	842	5.24	882	5.77	922	6.26	961	6.71	1000	7.09		
8750			575	2.43	625	2.83	673	3.28	720	3.79	764	4.32	807	4.87	848	5.42	889	5.95	928	6.44	967	6.89	1006	7.27
9000			581	2.62	632	3.02	680	3.47	726	3.98	771	4.51	814	5.06	855	5.61	896	6.14	935	6.63	974	7.08	1013	7.46
9250			589	2.82	639	3.21	687	3.67	734	4.17	778	4.71	821	5.26	862	5.80	903	6.33	942	6.83	982	7.28		
9500			596	3.02	647	3.42	695	3.88	741	4.38	786	4.91	829	5.46	870	6.01	910	6.54	950	7.03	989	7.48		
9750			604	3.23	655	3.63	703	4.09	749	4.59	794	5.13	836	5.67	878	6.22	918	6.75	958	7.25				
10000		613	3.45	663	3.85	711	4.31	758	4.81	802	5.34	845	5.89	886	6.44	927	6.97	966	7.46					
10250		621	3.68	672	4.07	720	4.53	766	5.03	811	5.57	853	6.12	895	6.66	935	7.19							
10500		630	3.9	680	4.30	729	4.76	775	5.26	819	5.80	862	6.34	904	6.89	944	7.42							
10750		639	4.14	689	4.53	738	4.99	784	5.50	828	6.03	871	6.58	913	7.12									
11000		648	4.37	699	4.77	747	5.23	793	5.73	837	6.27	880	6.82	922	7.36									
11250		657	4.62	708	5.01	756	5.47	802	5.97	847	6.51	890	7.06											
11500		667	4.86	717	5.26	766	5.71	812	6.22	856	6.75	899	7.30											
11750		676	5.11	727	5.50	775	5.96	821	6.46	866	7.00													
12000		686	5.36	737	5.75	785	6.21	831	6.71	876	7.25	High static 7.5 HP & Field Supplied Drive												
12250		696	5.61	746	6.00	795	6.46	841	6.97	885	7.50													
12500		706	5.86	756	6.26	805	6.72	851	7.22															

1. J25NC requires the selection, purchase and field installation of the Supply Fan Motor, Drive Kit and Motor Overloads (See Following Page for Item Selection Tables).

RPM Selection

Unit Model	HP	Max BHP	Motor Sheave	Blower Sheave	6 Turns	5 Turns	4 Turns	3 Turns	2 Turns	1 Turn	Fully	
					Open	Open	Open	Open	Open	Open	Closed	
J07NC	Std.	1.5	1.73	1VL40	AK69	- ¹	690	743	796	849	902	955
	HS	2	2.30	1VL40	AK56	- ¹	863	929	995	1062	1128	1194
J10NC/ND	Std.	2	2.30	1VL40	AK74	- ¹	641	690	739	789	838	887
	HS	3	3.45	1VP56	AK84	- ¹	906	949	992	1035	1078	1121
J15NC/ND	Std.	3	3.45	1VP50	AK114	- ¹	565	596	627	659	690	721
	HS	5	5.75	2VP50	2B5V94	707	745	782	819	856	894	- ²
J20NC/ND	Std.	5	5.75	2VP50	2B5V94	686	722	758	794	830	866	- ²
	HS	7.5	8.63	2VP65	2B5V94	925	960	996	1031	1067	1103	1138

¹ Setting not available.² Setting not recommended for use with Type B v-belts.

J07 - 20NC And J10 - 20ND Blower Motor And Drive Data

Unit Model	Blower Motor Data					Drive Data									
	HP	RPM	SF	Frame Size	Model Number	Blower RPM Range	Adjustable Motor Sheave		Model Number	Fixed Blower Sheave		Belts			
							Pitch Diameter (in.)	Bore (in.)		Pitch Diameter (in.)	Bore (in.)	Qty.	Pitch Length (in.)	Designation	
J07NC	Std.	1.5	1725	1.15	56	1VL40	690 - 955	2.4 - 3.4	0.875	AK69	6.5	1.000	1	42.3	A41
	HS	2			56HZ	1VL40	863 - 1194	2.4 - 3.4	0.875	AK56	5.2	1.000	1	40.3	A39
J10NC/ND	Std.	2	1725	1.15	56HZ	1VL40	641 - 887	2.4 - 3.4	0.875	AK74	7.0	1.000	1	45.3	A44
	HS	3			56HZ	1VP56	906 - 1121	4.0 - 5.0	0.875	AK84	8.0	1.000	1	48.3	A47
J15NC/ND	Std.	3	1725	1.15	56HZ	1VP50	565 - 721	2.8 - 3.8	0.875	AK114	11.0	1.000	1	45.3	A44
	HS	5			184T	2VP50	707 - 894	3.7 - 4.7	1.125	2B5V94	9.7	1.000	2	41.8	B40
J20NC/ND	Std.	5	1725	1.15	184T	2VP50	686 - 866	3.7 - 4.7	1.125	2B5V94	9.7	1.188	2	41.8	B40
	HS	7.5			213T	2VP65	925 - 1138	5.2 - 6.2	1.375	2B5V94	9.7	1.188	2	46.8	B45

J25NC Drive Kit Data

Unit Model	Drive Kit Model Number	Adjustable Motor Sheave				Fixed Blower Sheave			Belts		
		Sheave Model Number	Blower RPM Range	Pitch Diameter (in.)	Bore (in.)	Sheave Model Number	Pitch Diameter (in.)	Bore (in.)	Qty.	Pitch Length (in.)	Designation
J25NC	1LD0440	2VP56	575 - 719	4.0 - 5.0	1 1/8	2AK124	12.0	1 3/16	2	63.3	A62
	1LD0407	2VP60	659 - 815	4.2 - 5.2	1 3/8	2AK114	11.0	1 3/16	2	63.3	A62
	1LD0442	2VP71	762 - 906	5.3 - 6.3	1 3/8	2AK124	12.0	1 3/16	2	63.3	A62

J25NC Motor Kit Data

Unit Model	HP	Motor Kit Model Number	Frame Size	Voltage (3PH-60HZ)
J25NC	5	2LR04605023	184	200/208
		2LR04605032		208/230/460
		2LP04605158		575
	7.5	2LP04607133	213	208/230/460
2LP04607158		575		

J25NC Motor Overload Elements¹

Motor HP	Voltage	Model Number
5	208	2MP04704600
	230	2MP04704600
	460	2MP04704900
	575	2MP04705000
7.5	208	2MP04703700
	230	2MP04704500
	460	2MP04704300
	575	2MP04704000

¹ These units are equipped from the factory with a correctly sized motor starter; overload elements are not factory supplied. Three elements required per unit.

Additional Static Resistance

Model	CFM	Wet Indoor ¹ Coil	2" Filters	Electric Heat kW				
				10	16	26	36	50
J07NC	2250	0.03	0.10	0.01	0.02	0.03	0.04	---
	2500	0.03	0.11	0.01	0.02	0.03	0.05	---
	2750	0.02	0.11	0.01	0.03	0.04	0.07	---
	3000	0.02	0.12	0.01	0.03	0.05	0.08	---
	3250	0.01	0.13	0.02	0.04	0.06	0.09	---
	3500	0.00	0.14	0.02	0.04	0.07	0.10	---
	3750	0.00	0.15	0.02	0.05	0.08	0.12	---
J10NC/ND	3000	0.08	0.12	0.01	0.03	0.05	0.08	---
	3250	0.07	0.13	0.02	0.04	0.06	0.09	---
	3500	0.07	0.14	0.02	0.04	0.07	0.10	---
	3750	0.06	0.15	0.02	0.05	0.08	0.12	---
	4000	0.05	0.16	0.03	0.06	0.09	0.14	---
	4250	0.04	0.18	0.03	0.06	0.10	0.15	---
	4500	0.03	0.19	0.03	0.07	0.11	0.17	---
	4750	0.02	0.21	0.04	0.08	0.13	0.19	---
J15NC/ND	5000	0.00	0.23	0.04	0.09	0.14	0.21	---
	4500	0.07	0.11	0.03	0.07	0.11	0.17	0.21
	4750	0.06	0.11	0.04	0.08	0.13	0.19	0.22
	5000	0.06	0.11	0.04	0.09	0.14	0.21	0.24
	5250	0.06	0.12	0.05	0.10	0.15	0.23	0.26
	5500	0.05	0.12	0.05	0.11	0.17	0.25	0.29
	5750	0.05	0.12	0.06	0.12	0.19	0.28	0.32
	6000	0.05	0.13	0.06	0.13	0.20	0.30	0.35
	6250	0.04	0.14	0.07	0.14	0.22	0.33	0.38
	6500	0.03	0.14	0.07	0.15	0.24	0.35	0.42
	6750	0.03	0.15	0.08	0.17	0.26	0.38	0.47
	7000	0.02	0.16	0.08	0.18	0.28	0.41	0.50
7250	0.01	0.16	0.09	0.19	0.30	0.44	0.53	
7500	0.00	0.17	0.10	0.20	0.32	0.47	0.56	

Model	CFM	Wet Indoor Coil	2" Filters	Electric Heat kW		
				20	32	52
J20NC/ND	6000	0.08	0.12	0.01	0.03	0.05
	6250	0.08	0.13	0.02	0.03	0.05
	6500	0.08	0.13	0.02	0.04	0.06
	6750	0.07	0.14	0.02	0.04	0.06
	7000	0.07	0.14	0.02	0.04	0.07
	7250	0.06	0.15	0.02	0.05	0.07
	7500	0.06	0.16	0.02	0.05	0.08
	7750	0.05	0.16	0.02	0.05	0.08
	8000	0.05	0.17	0.03	0.06	0.09
	8250	0.04	0.18	0.03	0.06	0.09
	8500	0.04	0.19	0.03	0.06	0.10
	8750	0.03	0.20	0.03	0.07	0.11
	9000	0.02	0.21	0.03	0.07	0.11
	9250	0.01	0.22	0.04	0.08	0.12
	9500	0.00	0.23	0.04	0.08	0.13
	9750	0.00	0.24	0.04	0.09	0.13
	10000	0.00	0.25	0.04	0.09	0.14

¹ Pressure drop added by condensate over a dry coil.

Additional Static Resistance (Continued)

Model	CFM	Hot Water Coil	Steam Coil
J25NC	8000	0.06	0.11
	9000	0.07	0.14
	10000	0.08	0.17
	11000	0.09	0.20
	12000	0.10	0.23

CFM Static Pressure and Power-Altitude and Temperature Corrections

The information below should be used to assist in application of product when being applied at altitudes at or exceeding 1000 feet above sea level.

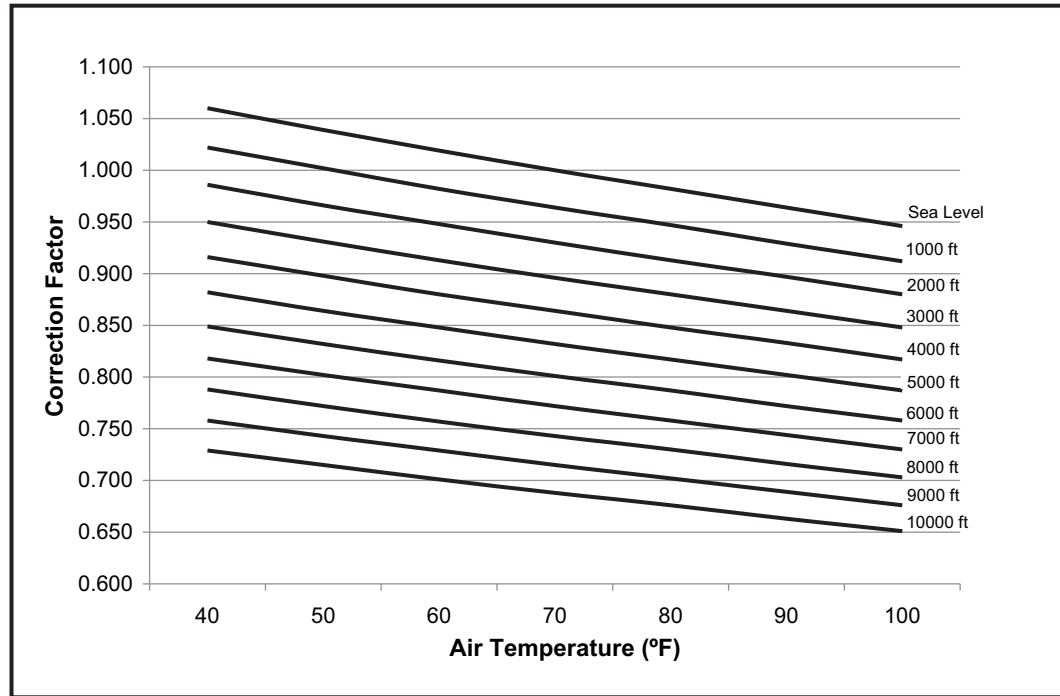
The air flow rates listed in the standard blower performance tables are based on standard air at sea level. As the altitude or temperature increases, the density of air decreases. In

order to use the indoor blower tables for high altitude applications, certain corrections are necessary.

A centrifugal fan is a "constant volume" device. This means that, if the rpm remains constant, the CFM delivered is the same regardless of the density of the air. However, since the air at high altitude is less dense, less static pressure will be generated and less power will be required than a similar application at sea level. Air density correction factors are shown in Altitude Factors Table and Temperature Correction Figure.

Altitude/Temperature Correction Factors Table

Air Temp.	Altitude (Ft.)										
	0	1000	2000	3000	4000	5000	6000	7000	8000	9000	10000
40	1.060	1.022	0.986	0.950	0.916	0.882	0.849	0.818	0.788	0.758	0.729
50	1.039	1.002	0.966	0.931	0.898	0.864	0.832	0.802	0.772	0.743	0.715
60	1.019	0.982	0.948	0.913	0.880	0.848	0.816	0.787	0.757	0.729	0.701
70	1.000	0.964	0.930	0.896	0.864	0.832	0.801	0.772	0.743	0.715	0.688
80	0.982	0.947	0.913	0.880	0.848	0.817	0.787	0.758	0.730	0.702	0.676
90	0.964	0.929	0.897	0.864	0.833	0.802	0.772	0.744	0.716	0.689	0.663
100	0.946	0.912	0.880	0.848	0.817	0.787	0.758	0.730	0.703	0.676	0.651

**Altitude/Temperature Correction Factors Figure**

The examples below will assist in determining the airflow performance of the product at altitude.

Example 1: What are the corrected CFM, static pressure, and BHP at an elevation of 5,000 ft. if the blower performance data is 6,000 CFM, 1.5 IWC and 4.0 BHP?

Solution: At an elevation of 5,000 ft. the indoor blower will still deliver 6,000 CFM if the rpm is unchanged. However, the Altitude/Temperature Correction Factors table must be used to determine the static pressure and BHP. Since no temperature data is given, we will assume an air temperature of 70°F. The table shows the correction factor to be 0.832.

$$\text{Corrected static pressure} = 1.5 \times 0.832 = 1.248 \text{ IWC}$$

$$\text{Corrected BHP} = 4.0 \times 0.832 = 3.328$$

Example 2: A system, located at 5,000 feet of elevation, is to deliver 6,000 CFM at a static pressure of 1.5". Use the unit

blower tables to select the blower speed and the BHP requirement.

Solution: As in the example above, no temperature information is given so 70°F is assumed.

The 1.5" static pressure given is at an elevation of 5,000 ft. The first step is to convert this static pressure to equivalent sea level conditions.

$$\text{Sea level static pressure} = 1.5 / .832 = 1.80"$$

Enter the blower table at 6000 sCFM and static pressure of 1.8". The rpm listed will be the same rpm needed at 5,000 ft.

Suppose that the corresponding BHP listed in the table is 3.2. This value must be corrected for elevation.

$$\text{BHP at 5,000 ft.} = 3.2 \times .832 = 2.66$$

Drive Selection

1. Determine Upflow or Horizontal supply duct Application.
2. Determine desired airflow.
3. Calculate or measure the amount of external static pressure.
4. Using the operating point, determined from steps 1, 2 & 3, locate this point on the appropriate supply air blower performance table. (Linear interpolation may be necessary.)
5. Noting the RPM and BHP from step 4, locate the appropriate motor and/or drive on the RPM selection table.
6. Review the BHP compared to the motor options available. Select the appropriate motor and, or drive.
7. Review the RPM range for the motor options available. Select the appropriate drive if multiple drives are available for the chosen motor.
8. Determine turns open to obtain the desired operation point.

Example

1. 3250 CFM
2. 1.4 iwg
3. Using the supply air blower performance table below, the following data point was located: 1100 RPM & 1.8 BHP.
4. Using the RPM selection table below, Model X is found.
5. 1.8 BHP exceeds the maximum continuous BHP rating of the 1.5 HP motor. The 2 HP motor is required.
6. 1100 RPM is within the range of the 2 HP drives.
7. Using the 2 HP motor and drive, 1 turn open will achieve 1128 RPM.

Airflow Performance**Example Supply Air Blower Performance**

(CFM)	Available External Static Pressure - IWG																			
	0.2		0.4		0.6		0.8		1.0		1.2		1.4		1.6		1.8		2.0	
	RPM	BHP	RPM	BHP	RPM	BHP	RPM	BHP	RPM	BHP	RPM	BHP	RPM	BHP	RPM	BHP	RPM	BHP	RPM	BHP
	Standard 1.5 HP & Drive								High Static 2 HP & Drive											
3000	696	0.9	757	1.1	822	1.2	891	1.3	961	1.3	1019	1.5	1077	1.6	1135	1.8				
3250	729	1.1	790	1.3	855	1.4	924	1.5	984	1.6	1042	1.7	1100	1.8	1159	2.0				
3500	766	1.3	826	1.5	892	1.6	953	1.6	1010	1.8	1069	1.9	1127	2.0						

RPM Selection

Unit Model	HP	Max BHP	Motor Sheave	Blower Sheave	6 Turns Open	5 Turns Open	4 Turns Open	3 Turns Open	2 Turns Open	1 Turn Open	Fully Closed	
X	Std.	1.5	1.73	1VL40	AK69	N/A	690	743	796	849	902	955
	HS	2	2.30	1VL40	AK56	N/A	863	929	995	1062	1128	1194

Sound Performance

Outdoor Sound Power Levels (dB), 60 Hz

Size (Tons)	Model	Sound Rating ¹	Octave Bands (Hz)							
			63	125	250	500	1000	2000	4000	8000
J07 (7.5)	J07PC	89	88	90	89	87	84	81	77	72
	J07YC	89	88	89	89	87	84	81	78	73
J10 (10.0)	J10PC	89	88	90	89	87	84	81	77	72
	J10YC	90	91	87	90	88	85	80	76	70
	J10YD	90	92	89	91	88	85	80	77	71
J12 (12.5)	J12YC	91	96	88	90	89	86	82	77	71
	J12YD	91	92	92	92	89	86	81	78	73
J15 (15.0)	J15PC	93	93	96	93	90	89	84	77	71
	J15PD	93	93	96	93	90	89	84	77	71
	J15YC	89	88	90	89	87	84	81	77	72
	J15YD	89	88	90	89	87	84	81	77	72
J20 (20.0)	J20PC	93	93	96	93	90	89	84	77	71
	J20PD	93	93	96	93	90	89	84	77	71
	J20YC	93	93	96	93	90	89	84	77	71
	J20YD	93	93	96	93	90	89	84	77	71
J25 (25.0)	J25YC	93	93	96	93	90	89	84	77	71

¹ Rated in accordance with ARI 270 Standard.

Electrical Data

Electrical Data For Outdoor Models

Electrical Data - Outdoor Unit - AC Without Powered Convenience Outlet

Model	Compressors					Outdoor Fan Motor				Pwr Conv Outlet	Minimum Circuit Ampacity ¹	Maximum Fuse Size (A) ²
	Power Supply	Qty	RLA (each)	MCC (each)	LRA (each)	Power Supply	HP	Qty	FLA (each)	FLA		
J07YC	208/230-3-60	1	25.0	39	164	208/230-1-60	1/3	2	2.1	-	35.5	45
	460-3-60	1	12.2	19	100	460-1-60	1/3	2	1.2	-	17.6	25
	575-3-60	1	9.0	14	78	575-1-60	1/3	2	0.9	-	13.1	20
J10YC	208/230-3-60	2	18.1	28.3	137	208/230-1-60	3/4	2	3.0	-	46.8	60
	460-3-60	2	9.0	14.0	62	460-1-60	3/4	2	1.6	-	23.5	30
	575-3-60	2	6.8	10.6	50	575-1-60	3/4	2	1.4	-	18.0	20
J10YD	208/230-3-60	2	17.3	27	123	208/230-1-60	3/4	2	3.0	-	45.0	60
	460-3-60	2	9.6	15	70	460-1-60	3/4	2	1.6	-	24.8	30
	575-3-60	2	7.7	12	53	575-1-60	3/4	2	1.4	-	20.0	25
J12YC	208/230-3-60	2	22.4	35	149	208/230-1-60	3/4	2	3.0	-	56.5	70
	460-3-60	2	10.6	17	75	460-1-60	3/4	2	1.6	-	27.1	35
	575-3-60	2	7.7	12	54	575-1-60	3/4	2	1.4	-	20.0	25
J12YD	208/230-3-60	2	23.1	36	160	208/230-1-60	3/4	2	3.0	-	58.0	80
	460-3-60	2	12.2	19	87	460-1-60	3/4	2	1.6	-	30.7	40
	575-3-60	2	8.7	14	62	575-1-60	3/4	2	1.4	-	22.3	30
J15YC	208/230-3-60	2	25.0	39	164	208/230-1-60	1/3	4	2.1	-	64.7	80
	460-3-60	2	12.2	19	100	460-1-60	1/3	4	1.2	-	32.2	40
	575-3-60	2	9.0	14	78	575-1-60	1/3	4	0.9	-	24.0	30
J15YD	208/230-3-60	2	25.0	39	164	208/230-1-60	1/3	4	2.1	-	64.7	80
	460-3-60	2	12.2	19	100	460-1-60	1/3	4	1.2	-	32.2	40
	575-3-60	2	9.0	14	78	575-1-60	1/3	4	0.9	-	24.0	30
J20YC	208/230-3-60	2	30.1	47	225	208/230-1-60	3/4	4	3.0	-	79.8	100
	460-3-60	2	16.7	26	114	460-1-60	3/4	4	1.6	-	44.0	60
	575-3-60	2	12.2	19	80	575-1-60	3/4	4	1.4	-	32.9	45
J20YD	208/230-3-60	2	30.1	47	225	208/230-1-60	3/4	4	3.0	-	79.8	100
	460-3-60	2	16.7	26	114	460-1-60	3/4	4	1.6	-	44.0	60
	575-3-60	2	12.2	19	80	575-1-60	3/4	4	1.4	-	32.9	45
J25YC	208/230-3-60	2	48.1	75	245	208/230-1-60	3/4	4	3.0	-	120.3	150
	460-3-60	2	18.6	29	125	460-1-60	3/4	4	1.6	-	48.3	60
	575-3-60	2	14.7	23	100	575-1-60	3/4	4	1.4	-	38.5	50

¹ Based on three, 75°C insulated copper conductors in conduit and ambient of 30°C.

² Maximum fuse or maximum circuit breaker (HACR type per NEC).
Refer to NEC/NFPA No. 70, Articles 440-11, 12 for information on minimum disconnect sizing.

Electrical Data - Outdoor Unit - AC With Powered Convenience Outlet

Model	Compressors					Outdoor Fan Motor				Pwr Conv Outlet	Minimum Circuit Ampacity ¹	Maximum Fuse Size (A) ²
	Power Supply	Qty	RLA (each)	MCC (each)	LRA (each)	Power Supply	HP	Qty	FLA (each)	FLA		
J07YC	208/230-3-60	1	25.0	39	164	208/230-1-60	1/3	2	2.1	10.0	45.5	60
	460-3-60	1	12.2	19	100	460-1-60	1/3	2	1.2	5.0	22.6	30
	575-3-60	1	9.0	14	78	575-1-60	1/3	2	0.9	4.0	17.1	25
J10YC	208/230-3-60	2	18.1	28.3	137	208/230-1-60	3/4	2	3.0	10.0	56.8	70
	460-3-60	2	9.0	14.0	62	460-1-60	3/4	2	1.6	5.0	28.5	35
	575-3-60	2	6.8	10.6	50	575-1-60	3/4	2	1.4	4.0	22.0	25
J10YD	208/230-3-60	2	17.3	27	123	208/230-1-60	3/4	2	3.0	10.0	55.0	70
	460-3-60	2	9.6	15	70	460-1-60	3/4	2	1.6	5.0	29.8	35
	575-3-60	2	7.7	12	53	575-1-60	3/4	2	1.4	4.0	24.0	30
J12YC	208/230-3-60	2	22.4	35	149	208/230-1-60	3/4	2	3.0	10.0	66.5	80
	460-3-60	2	10.6	17	75	460-1-60	3/4	2	1.6	5.0	32.1	40
	575-3-60	2	7.7	12	54	575-1-60	3/4	2	1.4	4.0	24.0	30
J12YD	208/230-3-60	2	23.1	36	160	208/230-1-60	3/4	2	3.0	10.0	68.0	90
	460-3-60	2	12.2	19	87	460-1-60	3/4	2	1.6	5.0	35.7	45
	575-3-60	2	8.7	14	62	575-1-60	3/4	2	1.4	4.0	26.3	30
J15YC	208/230-3-60	2	25.0	39	164	208/230-1-60	1/3	4	2.1	10.0	74.7	90
	460-3-60	2	12.2	19	100	460-1-60	1/3	4	1.2	5.0	37.2	45
	575-3-60	2	9.0	14	78	575-1-60	1/3	4	0.9	4.0	28.0	35
J15YD	208/230-3-60	2	25.0	39	164	208/230-1-60	1/3	4	2.1	10.0	74.7	90
	460-3-60	2	12.2	19	100	460-1-60	1/3	4	1.2	5.0	37.2	45
	575-3-60	2	9.0	14	78	575-1-60	1/3	4	0.9	4.0	28.0	35
J20YC	208/230-3-60	2	30.1	47	225	208/230-1-60	3/4	4	3.0	10.0	89.8	110
	460-3-60	2	16.7	26	114	460-1-60	3/4	4	1.6	5.0	49.0	60
	575-3-60	2	12.2	19	80	575-1-60	3/4	4	1.4	4.0	36.9	45
J20YD	208/230-3-60	2	30.1	47	225	208/230-1-60	3/4	4	3.0	10.0	89.8	110
	460-3-60	2	16.7	26	114	460-1-60	3/4	4	1.6	5.0	49.0	60
	575-3-60	2	12.2	19	80	575-1-60	3/4	4	1.4	4.0	36.9	45
J25YC	208/230-3-60	2	48.1	75	245	208/230-1-60	3/4	4	3.0	10.0	130.3	175
	460-3-60	2	18.6	29	125	460-1-60	3/4	4	1.6	5.0	53.3	70
	575-3-60	2	14.7	23	100	575-1-60	3/4	4	1.4	4.0	42.5	50

¹ Based on three, 75°C insulated copper conductors in conduit and ambient of 30°C.

² Maximum fuse or maximum circuit breaker (HACR type per NEC).

Refer to NEC/NFPA No. 70, Articles 440-11, 12 for information on minimum disconnect sizing.

Electrical Data - Outdoor Unit - HP Without Powered Convenience Outlet

Model	Compressors					Outdoor Fan Motor				Pwr Conv Outlet	Minimum Circuit Ampacity ¹	Maximum Fuse Size (A) ²
	Power Supply	Qty	RLA (each)	MCC (each)	LRA (each)	Power Supply	HP	Qty	FLA (each)	FLA		
J07PC	208/230-3-60	1	25.0	39	164	208/230-1-60	1/3	2	2.1	-	35.5	45
	460-3-60	1	12.2	19	100	460-1-60	1/3	2	1.2	-	17.6	25
	575-3-60	1	9.0	14	78	575-1-60	1/3	2	0.9	-	13.1	20
J10PC	208/230-3-60	2	18.1	28.3	137	208/230-1-60	3/4	2	3.0	-	46.8	60
	460-3-60	2	9.0	14.0	62	460-1-60	3/4	2	1.6	-	23.5	30
	575-3-60	2	6.8	10.6	50	575-1-60	3/4	2	1.4	-	18.0	20
J15PC	208/230-3-60	2	25.0	39	164	208/230-1-60	1/3	4	2.1	-	64.7	80
	460-3-60	2	12.2	19	100	460-1-60	1/3	4	1.2	-	32.2	40
	575-3-60	2	9.0	14	78	575-1-60	1/3	4	0.9	-	24.0	30
J15PD	208/230-3-60	2	25.0	39	164	208/230-1-60	1/3	4	2.1	-	64.7	80
	460-3-60	2	12.2	19	100	460-1-60	1/3	4	1.2	-	32.2	40
	575-3-60	2	9.0	14	78	575-1-60	1/3	4	0.9	-	24.0	30
J20PC	208/230-3-60	2	30.1	47	225	208/230-1-60	3/4	4	3.0	-	79.8	100
	460-3-60	2	16.7	26	114	460-1-60	3/4	4	1.6	-	44.0	60
	575-3-60	2	12.2	19	80	575-1-60	3/4	4	1.4	-	32.9	45
J20PD	208/230-3-60	2	30.1	47	225	208/230-1-60	3/4	4	3.0	-	79.8	100
	460-3-60	2	16.7	26	114	460-1-60	3/4	4	1.6	-	44.0	60
	575-3-60	2	12.2	19	80	575-1-60	3/4	4	1.4	-	32.9	45

¹ Based on three, 75°C insulated copper conductors in conduit and ambient of 30°C.

² Maximum fuse or maximum circuit breaker (HACR type per NEC).

Refer to NEC/NFPA No. 70, Articles 440-11, 12 for information on minimum disconnect sizing.

Electrical Data - Outdoor Unit - HP With Powered Convenience Outlet

Model	Compressors					Outdoor Fan Motor				Pwr Conv Outlet	Minimum Circuit Ampacity ¹	Maximum Fuse Size (A) ²
	Power Supply	Qty	RLA (each)	MCC (each)	LRA (each)	Power Supply	HP	Qty	FLA (each)	FLA		
J07PC	208/230-3-60	1	25.0	39	164	208/230-1-60	1/3	2	2.1	10.0	45.5	60
	460-3-60	1	12.2	19	100	460-1-60	1/3	2	1.2	5.0	22.6	30
	575-3-60	1	9.0	14	78	575-1-60	1/3	2	0.9	4.0	17.1	25
J10PC	208/230-3-60	2	18.1	28.3	137	208/230-1-60	3/4	2	3.0	10.0	56.8	70
	460-3-60	2	9.0	14.0	62	460-1-60	3/4	2	1.6	5.0	28.5	35
	575-3-60	2	6.8	10.6	50	575-1-60	3/4	2	1.4	4.0	22.0	25
J15PC	208/230-3-60	2	25.0	39	164	208/230-1-60	1/3	4	2.1	10.0	74.7	90
	460-3-60	2	12.2	19	100	460-1-60	1/3	4	1.2	5.0	37.2	45
	575-3-60	2	9.0	14	78	575-1-60	1/3	4	0.9	4.0	28.0	35
J15PD	208/230-3-60	2	25.0	39	164	208/230-1-60	1/3	4	2.1	10.0	74.7	90
	460-3-60	2	12.2	19	100	460-1-60	1/3	4	1.2	5.0	37.2	45
	575-3-60	2	9.0	14	78	575-1-60	1/3	4	0.9	4.0	28.0	35
J20PC	208/230-3-60	2	30.1	47	225	208/230-1-60	3/4	4	3.0	10.0	89.8	110
	460-3-60	2	16.7	26	114	460-1-60	3/4	4	1.6	5.0	49.0	60
	575-3-60	2	12.2	19	80	575-1-60	3/4	4	1.4	4.0	36.9	45
J20PD	208/230-3-60	2	30.1	47	225	208/230-1-60	3/4	4	3.0	10.0	89.8	110
	460-3-60	2	16.7	26	114	460-1-60	3/4	4	1.6	5.0	49.0	60
	575-3-60	2	12.2	19	80	575-1-60	3/4	4	1.4	4.0	36.9	45

¹ Based on three, 75°C insulated copper conductors in conduit and ambient of 30°C.

² Maximum fuse or maximum circuit breaker (HACR type per NEC).

Refer to NEC/NFPA No. 70, Articles 440-11, 12 for information on minimum disconnect sizing.

Electrical Data For Indoor Models

Electrical Data - Indoor Units

Motor HP	Power Supply	Supply Blower Motor	Electric Heat Option				MCA ¹ (Amps)	Max Fuse ² / Breaker ³ Size (Amps)	
		FLA	Model	KW	Stages	Amps			
J07NCC00B									
1.5	208-3-60	5.0	None	---	---	---	6.3	15	
			10 KW	7.5	1	20.8	32.3	35	
			16 KW	12	2	33.4	47.9	50	
			26 KW	19.5	2	54.2	74.0	80	
	230-3-60	5.2	None	---	---	---	6.5	15	
			10 KW	10	1	24.1	36.6	40	
			16 KW	16	2	38.5	54.6	60	
			26 KW	26	2	62.5	84.7	90	
	460-3-60	2.5	None	---	---	---	3.1	15	
			10 KW	10	1	12.0	18.2	20	
			16 KW	16	2	19.2	27.2	30	
			26 KW	26	2	31.3	42.2	45	
	575-3-60	2.0	None	---	---	---	2.5	15	
			10 KW	10	1	9.6	14.5	15	
			16 KW	16	2	15.4	21.7	25	
			26 KW	26	2	25.0	33.8	35	
				36 KW	36	2	34.6	45.8	50
	J07NCC00C, J10NC/NDC00C								
	2.0	208-3-60	6.6	None	---	---	---	8.3	15
				10 KW	7.5	1	20.8	34.3	35
16 KW				12	2	33.4	49.9	50	
26 KW				19.5	2	54.2	76.0	80	
230-3-60		6.8	None	---	---	---	8.5	15	
			10 KW	10	1	24.1	38.6	40	
			16 KW	16	2	38.5	56.6	60	
			26 KW	26	2	62.5	86.7	90	
460-3-60		3.4	None	---	---	---	4.3	15	
			10 KW	10	1	12.0	19.3	20	
			16 KW	16	2	19.2	28.3	30	
			26 KW	26	2	31.3	43.3	45	
575-3-60		2.4	None	---	---	---	3.0	15	
			10 KW	10	1	9.6	15.0	20	
			16 KW	16	2	15.4	22.2	25	
			26 KW	26	2	25.0	34.3	35	
				36 KW	36	2	34.6	46.3	50

Electrical Data - Indoor Units (Continued)

Motor HP	Power Supply	Supply Blower Motor FLA	Electric Heat Option				MCA ¹ (Amps)	Max Fuse ² / Breaker ³ Size (Amps)	
			Model	KW	Stages	Amps			
J10NC/NDC00D, J15NC/NDC00D									
3.0	208-3-60	9.6	None	---	---	---	12.0	15	
			10 KW	7.5	1	20.8	38.1	40	
			16 KW	12	2	33.4	53.7	60	
			26 KW	19.5	2	54.2	79.8	80	
			36 KW	27	2	75.1	105.8	110	
				50 KW ⁴	37.6	2	104.2	116.2	125
	230-3-60	9.4	None	---	---	---	11.8	15	
			10 KW	10	1	24.1	41.8	45	
			16 KW	16	2	38.5	59.9	60	
			26 KW	26	2	62.5	89.9	90	
			36 KW	36	2	86.6	120.0	125	
				50 KW ⁴	50	2	120.3	132.0	150
	460-3-60	4.7	None	---	---	---	5.9	15	
			10 KW	10	1	12.0	20.9	25	
			16 KW	16	2	19.2	29.9	30	
			26 KW	26	2	31.3	45.0	45	
			36 KW	36	2	43.3	60.0	70	
				50 KW ⁴	50	2	60.1	66.0	70
	575-3-60	3.6	None	---	---	---	4.5	15	
			10 KW	10	1	9.6	16.5	20	
16 KW			16	2	15.4	23.7	25		
26 KW			26	2	25.0	35.8	40		
36 KW			36	2	34.6	47.8	50		
			50 KW ⁴	50	2	48.1	52.6	60	
J15NC/NDC00E									
5.0	208-3-60	14.0	None	---	---	---	17.5	20	
			10 KW	7.5	1	20.8	43.6	45	
			16 KW	12	2	33.4	59.2	60	
			26 KW	19.5	2	54.2	85.3	90	
			36 KW	27	2	75.1	111.3	125	
				50 KW	37.6	2	104.2	121.7	125
	230-3-60	14.0	None	---	---	---	17.5	20	
			10 KW	10	1	24.1	47.6	50	
			16 KW	16	2	38.5	65.6	70	
			26 KW	26	2	62.5	95.7	100	
			36 KW	36	2	86.6	125.8	150	
				50 KW	50	2	120.3	137.8	150
	460-3-60	7.0	None	---	---	---	8.8	15	
			10 KW	10	1	12.0	23.8	25	
			16 KW	16	2	19.2	32.8	35	
			26 KW	26	2	31.3	47.8	50	
			36 KW	36	2	43.3	62.9	70	
				50 KW	50	2	60.1	68.9	70
	575-3-60	5.2	None	---	---	---	6.5	15	
			10 KW	10	1	9.6	18.5	20	
16 KW			16	2	15.4	25.7	30		
26 KW			26	2	25.0	37.8	40		
36 KW			36	2	34.6	49.8	50		
			50 KW	50	2	48.1	54.6	60	

Electrical Data - Indoor Units (Continued)

Motor HP	Power Supply	Supply Blower Motor FLA	Electric Heat Option				MCA ¹ (Amps)	Max Fuse ² / Breaker ³ Size (Amps)
			Model	KW	Stages	Amps		
J20NC/NDC00E								
5.0	208-3-60	14.0	None	---	---	---	17.5	20
			20 KW	15	1	41.7	69.6	70
			32 KW	24	2	66.7	100.9	110
			52 KW	39.1	2	108.4	125.9	150
	230-3-60	14.0	None	---	---	---	17.5	20
			20 KW	20	1	48.1	77.6	80
			32 KW	32	2	77.0	113.7	125
			52 KW	52	2	125.1	142.6	150
	460-3-60	7.0	None	---	---	---	8.8	15
			20 KW	20	1	24.1	38.8	40
			32 KW	32	2	38.5	56.9	60
			52 KW	52	2	62.5	71.3	80
	575-3-60	5.2	None	---	---	---	6.5	15
			20 KW	20	1	19.2	30.6	35
			32 KW	32	2	30.8	45.0	45
			52 KW	52	2	50.0	56.5	60
J25NCC00N ⁵								
5.0	208-3-60	16.7	None	---	---	---	21.0	35
	230-3-60	15.2	None	---	---	---	19.0	30
	460-3-60	7.6	None	---	---	---	10.0	15
	575-3-60	6.1	None	---	---	---	8.0	15
J20NC/NDC00F								
7.5	208-3-60	21.7	None	---	---	---	27.1	30
			20 KW	15	1	41.7	79.2	80
			32 KW	24	2	66.7	110.5	125
			52 KW	39.1	2	108.4	135.5	150
	230-3-60	20.0	None	---	---	---	25.0	25
			20 KW	20	1	48.1	85.1	90
			32 KW	32	2	77.0	121.2	125
			52 KW	52	2	125.1	150.1	175
	460-3-60	10.0	None	---	---	---	12.5	15
			20 KW	20	1	24.1	42.6	45
			32 KW	32	2	38.5	60.6	70
			52 KW	52	2	62.5	75.0	80
	575-3-60	7.8	None	---	---	---	9.8	15
			20 KW	20	1	19.2	33.8	35
			32 KW	32	2	30.8	48.2	50
			52 KW	52	2	50.0	59.8	60
J25NCC00N ⁵								
7.5	208-3-60	24.2	None	---	---	---	30.0	35
	230-3-60	22.0	None	---	---	---	28.0	30
	460-3-60	11.0	None	---	---	---	14.0	15
	575-3-60	9.0	None	---	---	---	8.0	15

¹ Minimum Circuit Ampacity.


² Dual Element, Time Delay Type.

³ HACR type per NEC.


⁴ J15NC/NDC00D Models Only

⁵ Motors are not shipped with these models. Motor and Drive Kits are required.

Typical J15 - 20YC Wiring Diagram

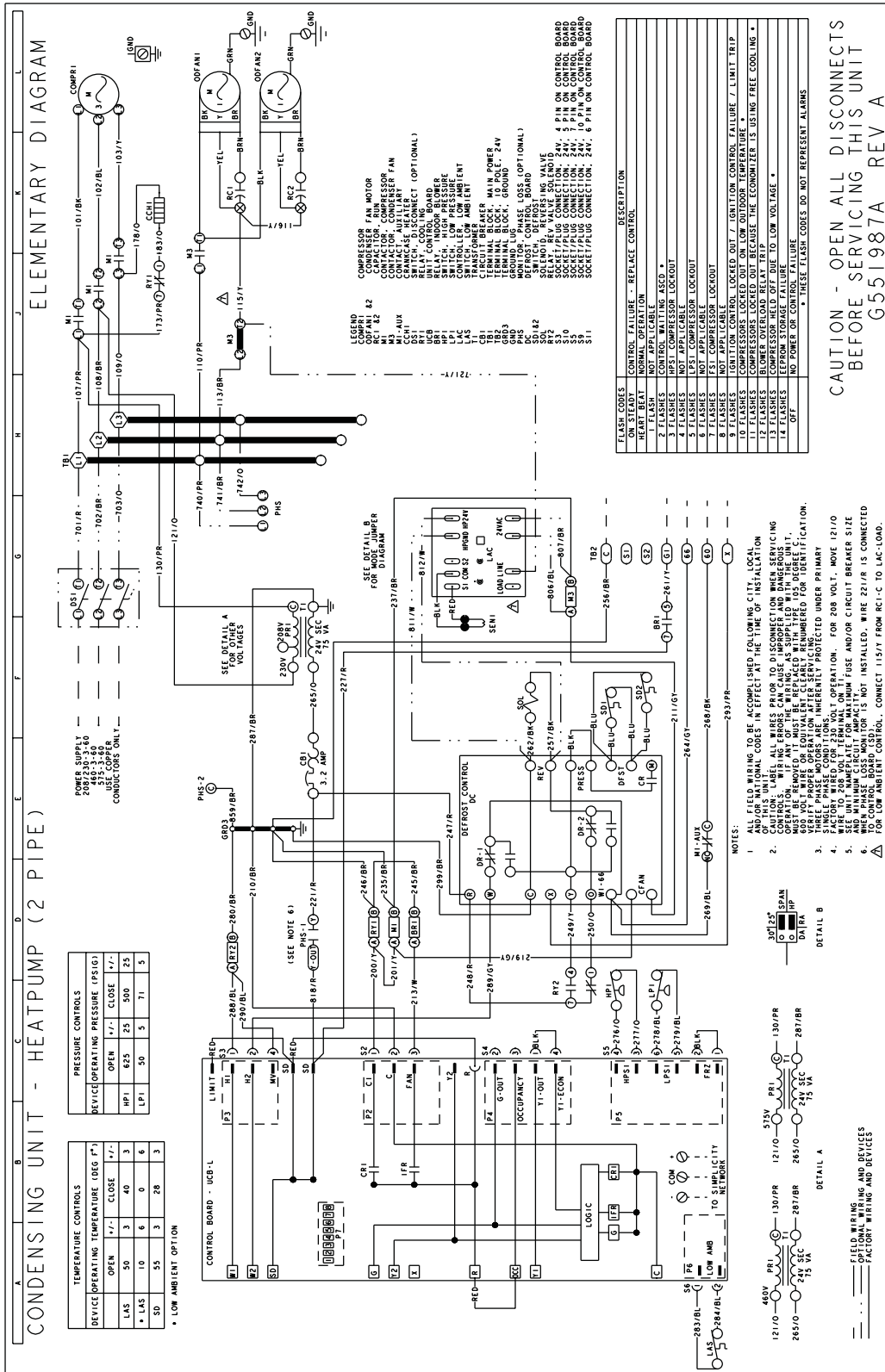


Typical J15 - 20YD Wiring Diagram

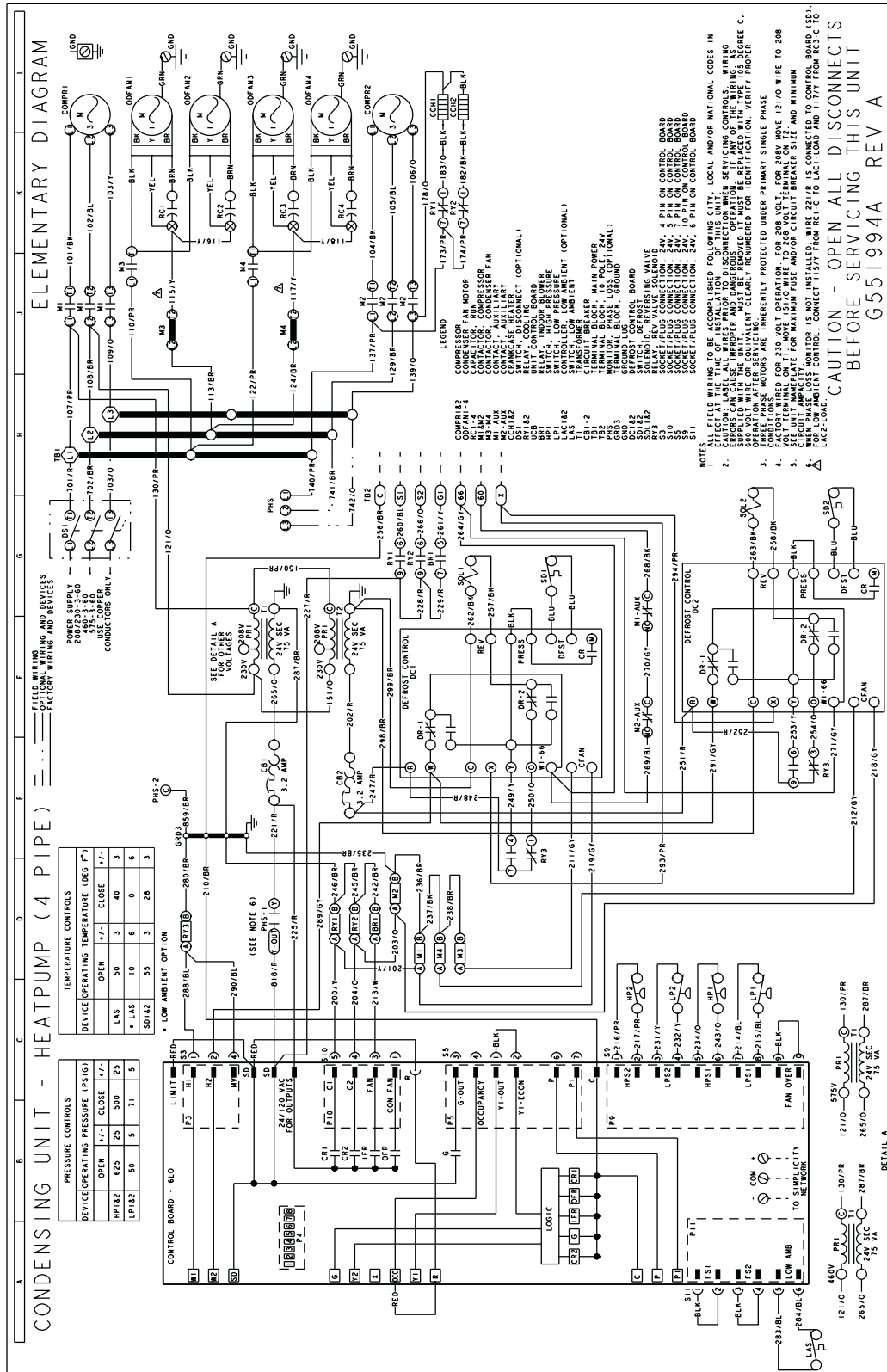


Heat Pump Units

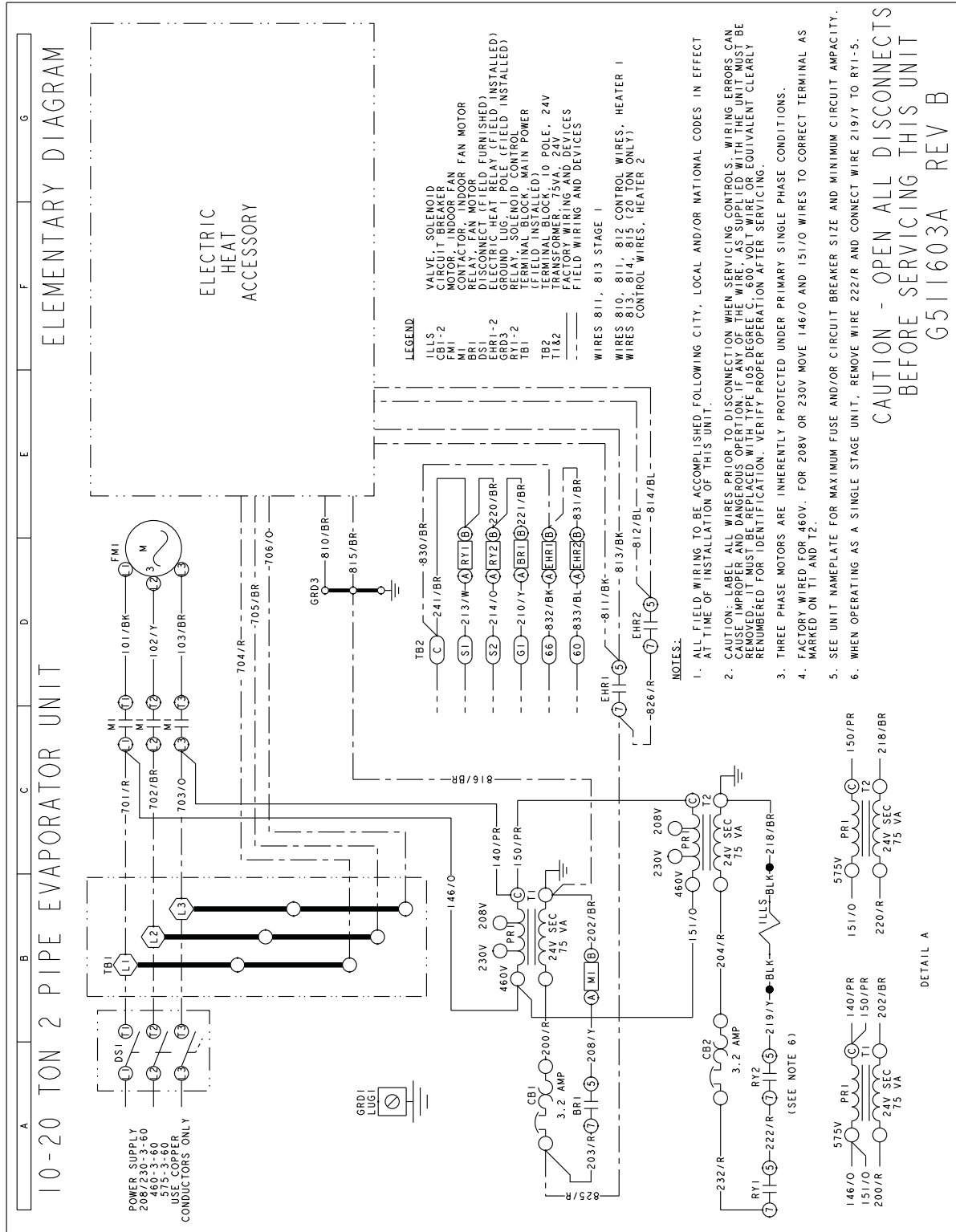
Typical J07PC Wiring Diagram



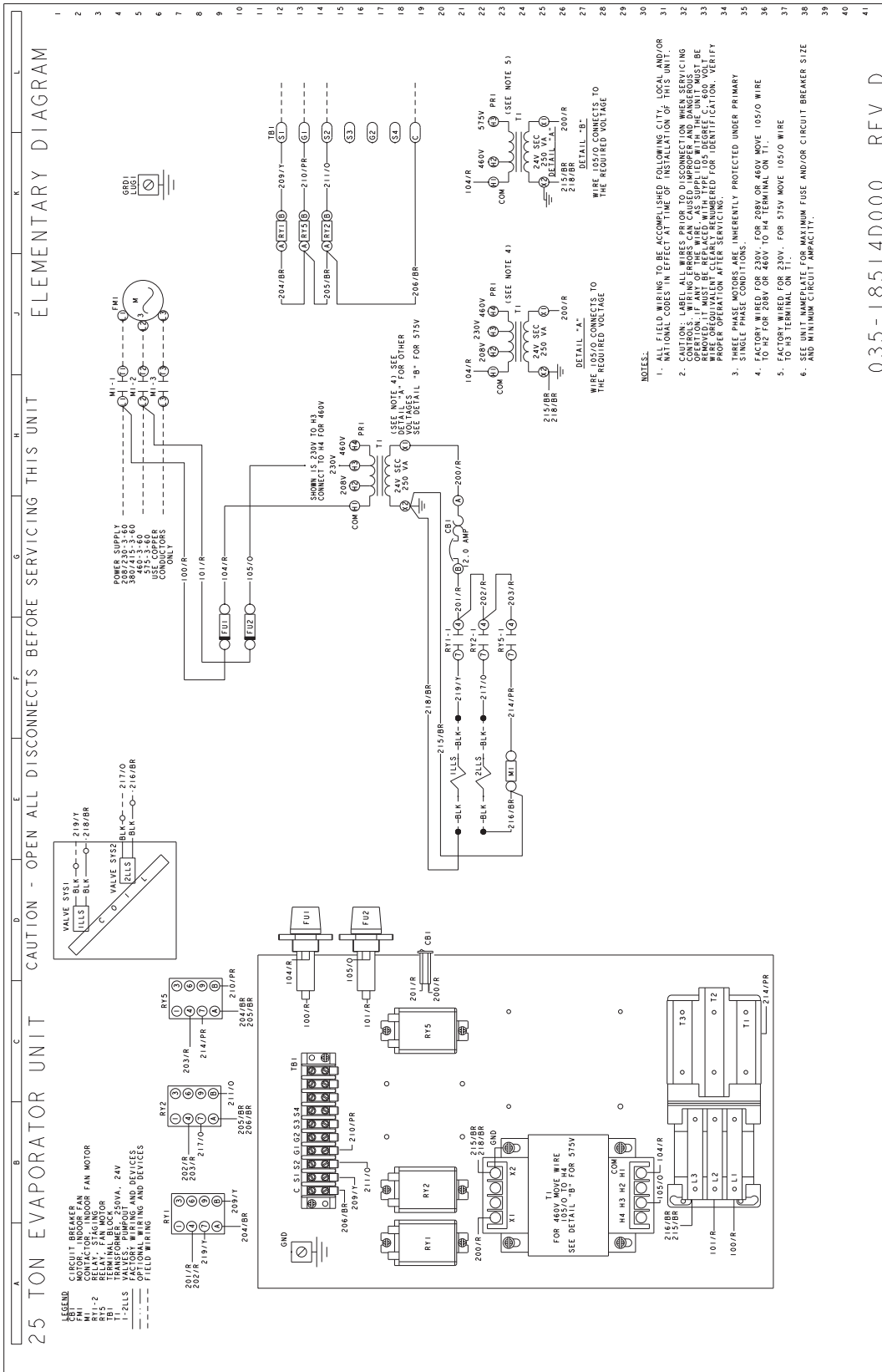
Typical J15 - 20PD Wiring Diagram



Typical J10 thru 20NC Wiring Diagram



Typical J25NC Wiring Diagram

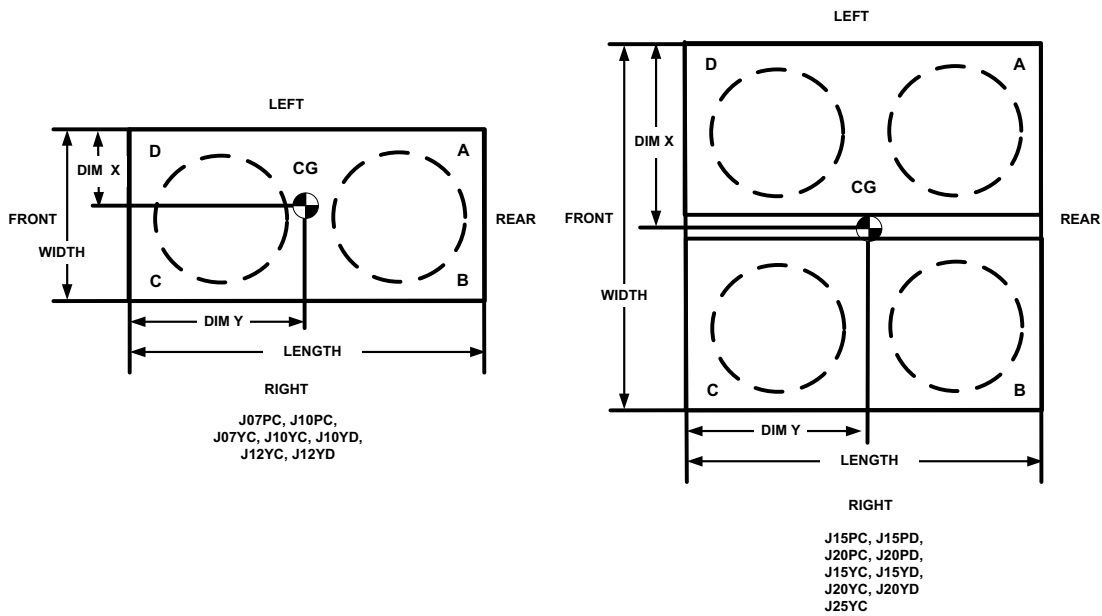


035-18514D000 REV D

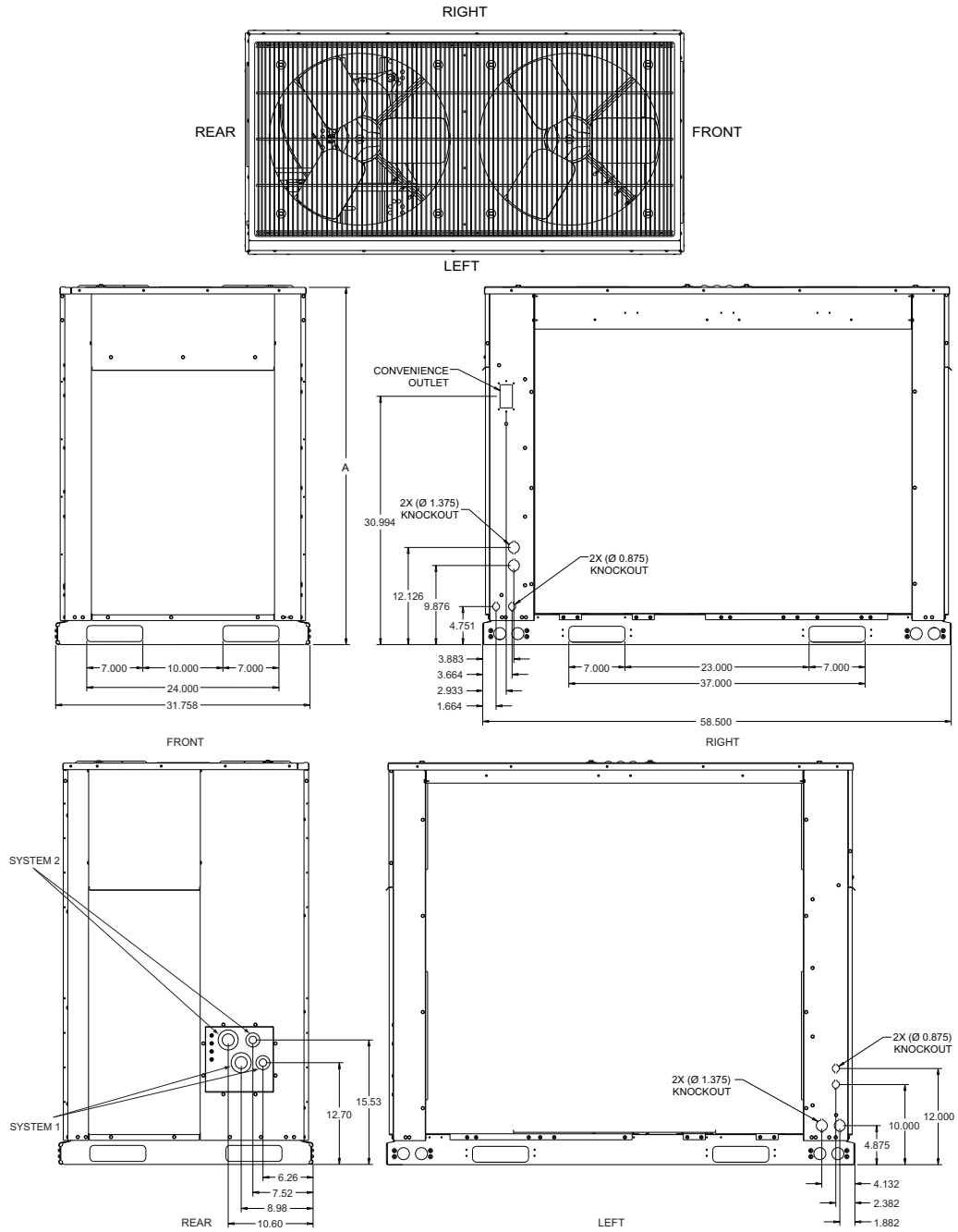
Weights And Dimensions

Corner Weights & Center of Gravity AC/HP Units

Model	Weight (lbs.)		Center of Gravity (in.)		4 Point Load Location (lbs.)			
	Shipping	Operating	X	Y	A	B	C	D
J07PC	421	430	17.3	33	110	130	103	87
J10PC	543	574	16.4	32.3	153	161	134	127
J15PC	947	968	32.5	33	266	274	217	211
J15PD	921	942	34	32.5	243	275	225	199
J20PC	1116	1152	32.1	30.8	300	301	276	275
J20PD	1090	1126	31.2	31.8	311	295	253	267
J07YC	390	387	17	32.3	99	113	94	82
J10YC	499	497	17.3	32.3	124	147	122	103
J10YD	493	490	17.4	32.5	123	147	120	100
J12YC	499	497	17	32.3	127	145	120	105
J12YD	493	490	17.4	32.5	123	147	120	100
J15YC	914	909	32.5	31.5	239	246	215	209
J15YD	899	894	32.5	31.5	235	242	212	206
J20YC	945	942	30.3	31.0	261	234	212	236
J20YD	930	927	32.7	31.8	244	255	218	210
J25YC	945	942	30.3	31.0	261	234	212	236



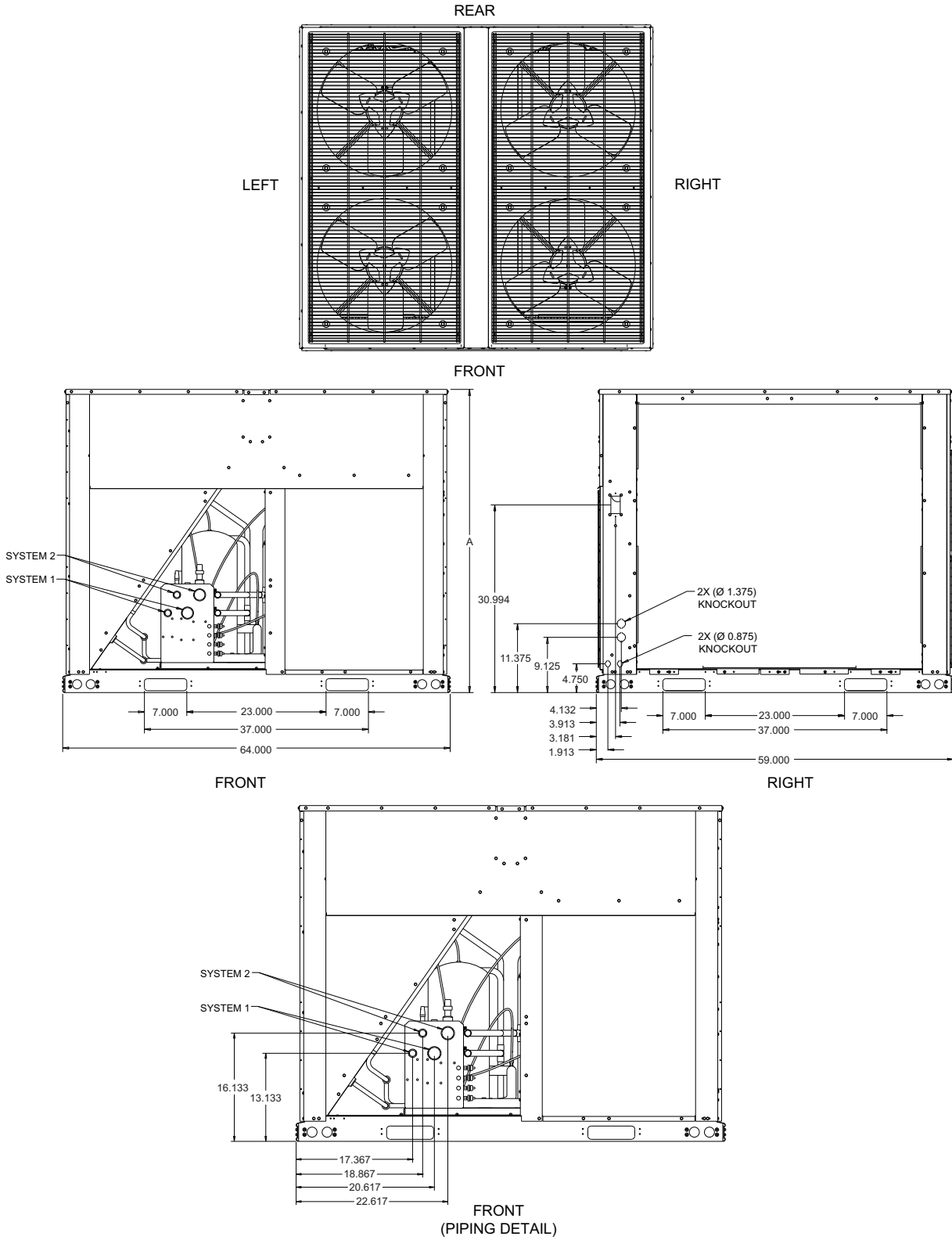
NOTE: Front of unit is considered the side having the unit control box.



Unit Dimensions J07PC, J10PC, J07YC, J10YC/YD, J12YC/YD

Unit Height Dimensions

MODEL	A
J07PC	44.5
J10PC	50.0
J07YC	44.5
J10YC	50.0
J10YD	50.0
J12YC	50.0
J12YD	50.0



Unit Dimensions J15PC/PD, J20PC/PD, J15YC/YD, J20YC/YD

Unit Height Dimensions

MODEL	A
J15PC	44.5
J15PD	44.5
J20PC	50.0
J20PD	50.0
J15YC	44.5
J15YD	44.5
J20YC	50.0
J20YD	50.0
J25YC	50.0

PIPING AND ELECTRICAL CONNECTIONS

Piping connections are made from the rear of 7.5 thru 12.5 Ton units and the front of 15 thru 20 Ton units. Connections can be made directly to the suction and liquid line service valves.

With the piping connections being made at the rear of 7.5 thru 12.5 Ton units and the front of 15 thru 20 Ton units, the piping can be routed to the units from the left or right side.

Electrical connections for power and control wiring are made from the front of the units, right or left of 7.5 thru 12.5 Ton electrical control box access or left of the electrical control box access on 15 thru 20 Ton units. See Unit Dimensions

and Piping and Electrical Connection Sizes tables for piping sizes and electrical knockout details.

UNIT CLEARANCES

Location	Dimensions
Overhead (Top) ¹	120"
Front access panels	36"
Left Side	30"
Right Side	30"
Rear	24"
Bottom ²	0"

¹ Units must be installed outdoors. Overhanging structures or shrubs should not obstruct condenser air discharge.

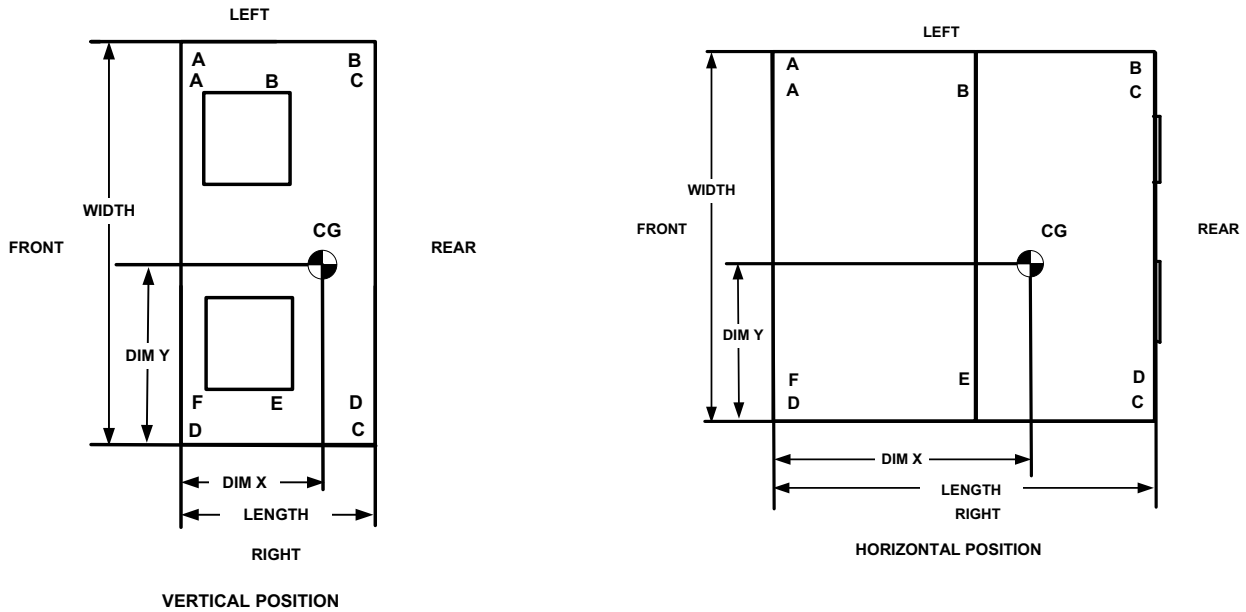
Piping And Electrical Connection Sizes (Inches)

MODEL	J07PC	J10PC	J07YC	J10YC	J10YD	J12YC	J12YD
No. Refrigeration Circuits	1	1	1	1	2	1	2
Suction Line OD (in.)	1 1/8	1 1/8	1 1/8	1 3/8	1 1/8	1 3/8	1 1/8
Liquid Line OD (in.)	5/8	7/8	5/8	7/8	5/8	7/8	5/8
Power Wiring Knockout	1 3/8	1 3/8	1 3/8	1 3/8	1 3/8	1 3/8	1 3/8
Control Wiring Knockout	7/8	7/8	7/8	7/8	7/8	7/8	7/8

MODEL	J15PC	J15PD	J20PC	J20PD	J15YC	J15YD	J20YC	J20YD	J25YC
No. Refrigeration Circuits	1	2	1	2	1	2	1	2	1
Suction Line OD (in.)	1 5/8	1 3/8	1 5/8	1 3/8	1 5/8	1 3/8	1 5/8	1 3/8	1 5/8
Liquid Line OD (in.)	7/8	5/8	7/8	7/8	7/8	5/8	7/8	5/8	7/8
Power Wiring Knockout	1 3/8	1 3/8	1 3/8	1 3/8	1 3/8	1 3/8	1 3/8	1 3/8	1 3/8
Control Wiring Knockout	7/8	7/8	7/8	7/8	7/8	7/8	7/8	7/8	7/8

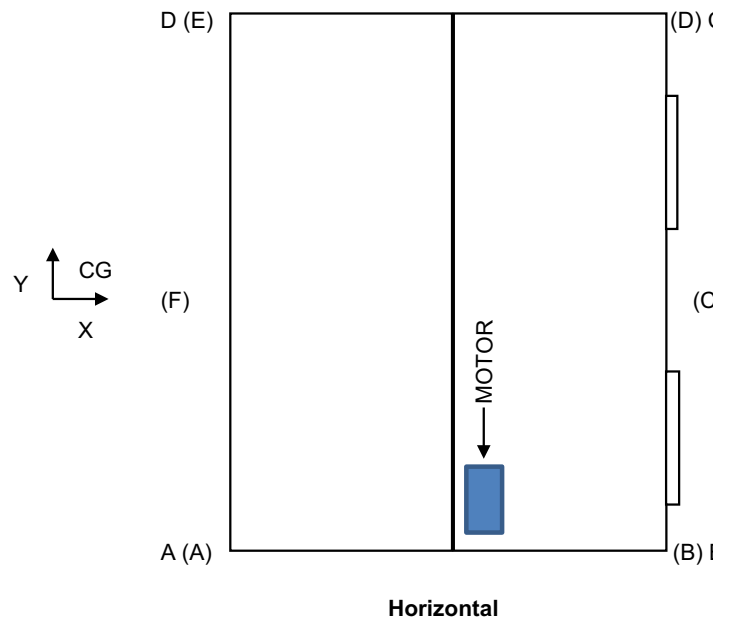
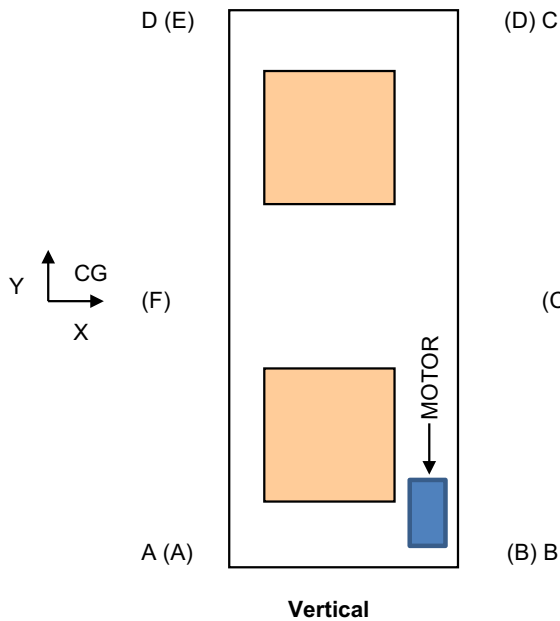
Corner Weights & Center of Gravity J07 Thru 20NC/ND Units

Model	Drive Options	Weight (lbs.)		Center of Gravity (in.)		4 Point Load Location (lbs.)				6 Point Load Location (lbs.)					
		Shipping	Operating	X	Y	A	B	C	D	A	B	C	D	E	F
Vertical Airflow															
J07NC	Std. Mtr. and Drv.	524	498	16.2	26.7	109	128	141	120	71	79	88	97	86	78
	High Static Mtr. and Drv.	526	500	16.2	26.7	110	129	142	120	71	79	88	97	87	78
J10NC	Std. Mtr. and Drv.	562	539	15.5	26.8	125	134	146	136	82	86	90	98	94	89
	High Static Mtr. and Drv.	573	550	15.5	26.7	127	136	148	139	84	87	91	100	96	91
J10ND	Std. Mtr. and Drv.	564	541	15.5	26.9	126	135	145	136	83	87	91	98	94	89
	High Static Mtr. and Drv.	575	552	15.5	26.9	128	137	148	138	84	88	92	100	95	91
J15NC	Std. Mtr. and Drv.	769	737	18.0	34.4	155	185	216	181	101	113	127	148	131	117
	High Static Mtr. and Drv.	797	765	18.0	34.4	161	192	224	188	104	117	132	154	136	122
J15ND	Std. Mtr. and Drv.	769	737	18.0	34.4	155	185	216	181	101	113	127	148	131	117
	High Static Mtr. and Drv.	797	765	18.0	34.4	161	192	224	188	104	117	132	154	136	122
J20NC	Std. Mtr. and Drv.	908	873	15.8	42.6	179	198	260	235	118	125	134	176	165	154
	High Static Mtr. and Drv.	938	903	15.7	42.4	185	204	269	245	122	129	138	182	171	161
J20ND	Std. Mtr. and Drv.	908	873	15.8	42.6	179	198	260	235	118	125	134	176	165	154
	High Static Mtr. and Drv.	938	903	15.7	42.4	185	204	269	245	122	129	138	182	171	161
Horizontal Airflow															
J07NC	Std. Mtr. and Drv.	524	498	30.1	26.7	118	119	131	130	79	79	79	87	87	87
	High Static Mtr. and Drv.	526	500	30.1	26.7	119	120	132	130	79	79	80	88	87	87
J10NC	Std. Mtr. and Drv.	562	539	29.9	26.8	129	129	140	141	86	86	86	94	94	94
	High Static Mtr. and Drv.	573	550	30.2	26.7	130	132	145	142	87	87	88	97	96	95
J10ND	Std. Mtr. and Drv.	564	541	29.9	26.9	131	130	140	141	87	87	86	93	94	94
	High Static Mtr. and Drv.	575	552	30.2	26.9	132	133	144	142	88	88	89	96	96	95
J15NC	Std. Mtr. and Drv.	769	737	33.2	34.4	169	171	199	197	113	114	114	133	132	131
	High Static Mtr. and Drv.	797	765	33.8	34.4	172	181	211	201	114	118	122	142	137	133
J15ND	Std. Mtr. and Drv.	769	737	33.2	34.4	169	171	199	197	113	114	114	133	132	131
	High Static Mtr. and Drv.	797	765	33.8	34.4	172	181	211	201	114	118	122	142	137	133
J20NC	Std. Mtr. and Drv.	908	873	30.1	42.6	188	189	249	247	125	126	126	166	165	164
	High Static Mtr. and Drv.	938	903	30.6	42.4	191	198	262	252	126	130	133	176	171	167
J20ND	Std. Mtr. and Drv.	908	873	30.1	42.6	188	189	249	247	125	126	126	166	165	164
	High Static Mtr. and Drv.	938	903	30.6	42.4	191	198	262	252	126	130	133	176	171	167

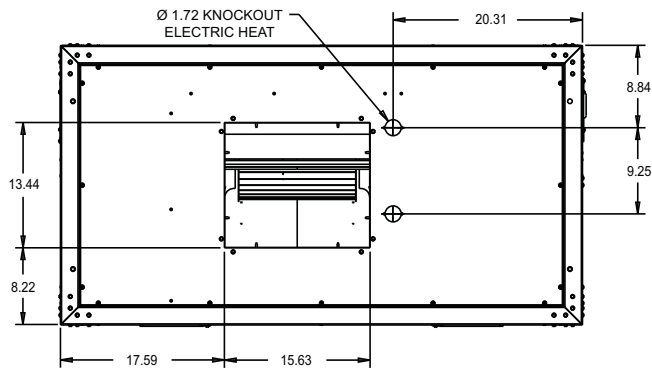


Corner Weights & Center of Gravity J25NC Unit

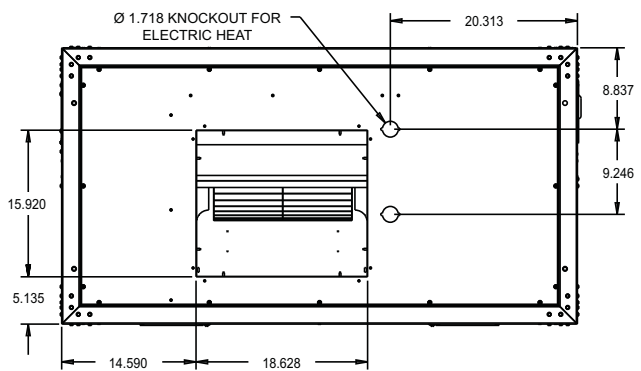
Model	Drive HP	Evaporator Section	Blower Section	Drive Section	Weight (lbs.)		Center of Gravity		4 Point Load Location (lbs.)				6 Point Load Location (lbs.)					
		Cabinet Wt (lb)	Cabinet Wt (lb)	Cabinet Wt (lb)	Shipping	Operating	CG X	CG Y	A	B	C	D	A	B	C	D	E	F
Vertical Airflow																		
J25NC	5	539	463	111	1067	1130	19.0	45.5	296	321	267	247	204	220	194	172	159	180
	7.5	539	463	138	1067	1157	19.3	45.1	301	335	274	246	206	229	202	179	161	181
Horizontal Airflow																		
J25NC	5	539	463	111	1067	1130	35.2	45.5	320	297	247	266	220	204	180	160	172	194
	7.5	539	463	137.8	1067	1157	35.4	45.1	329	307	252	269	225	210	185	164	176	198



TOP VIEW

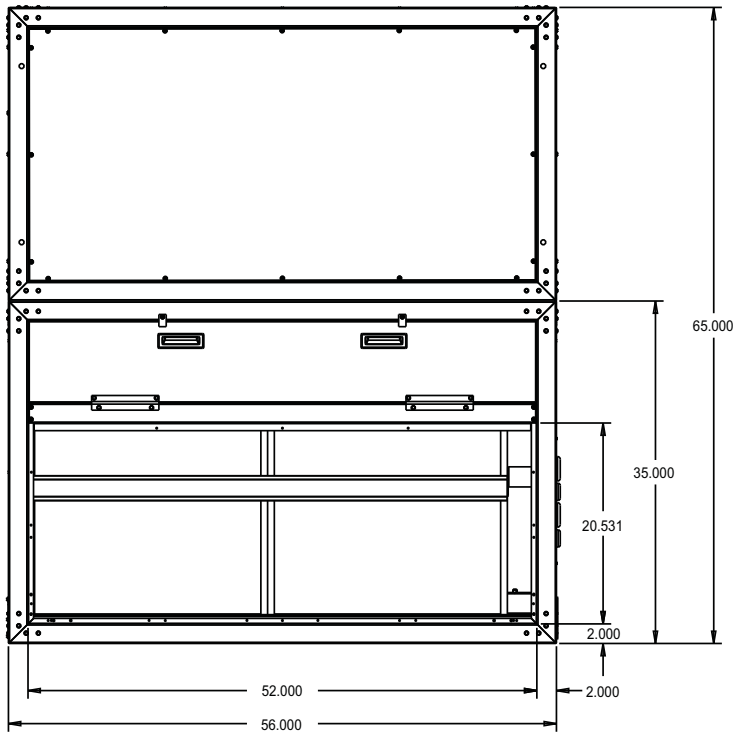


TOP VIEW - BLOWER OUTLET
J07NC INDOOR

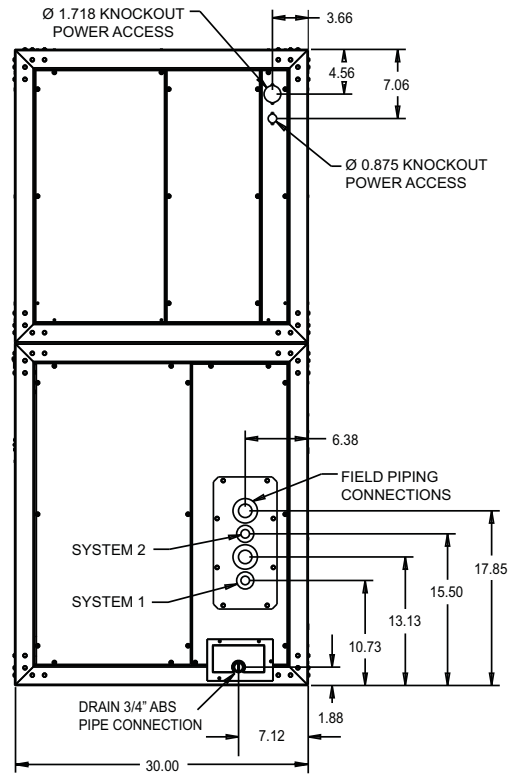


TOP VIEW - BLOWER OUTLET
J10NC/ND INDOOR

FRONT AND SIDE VIEW

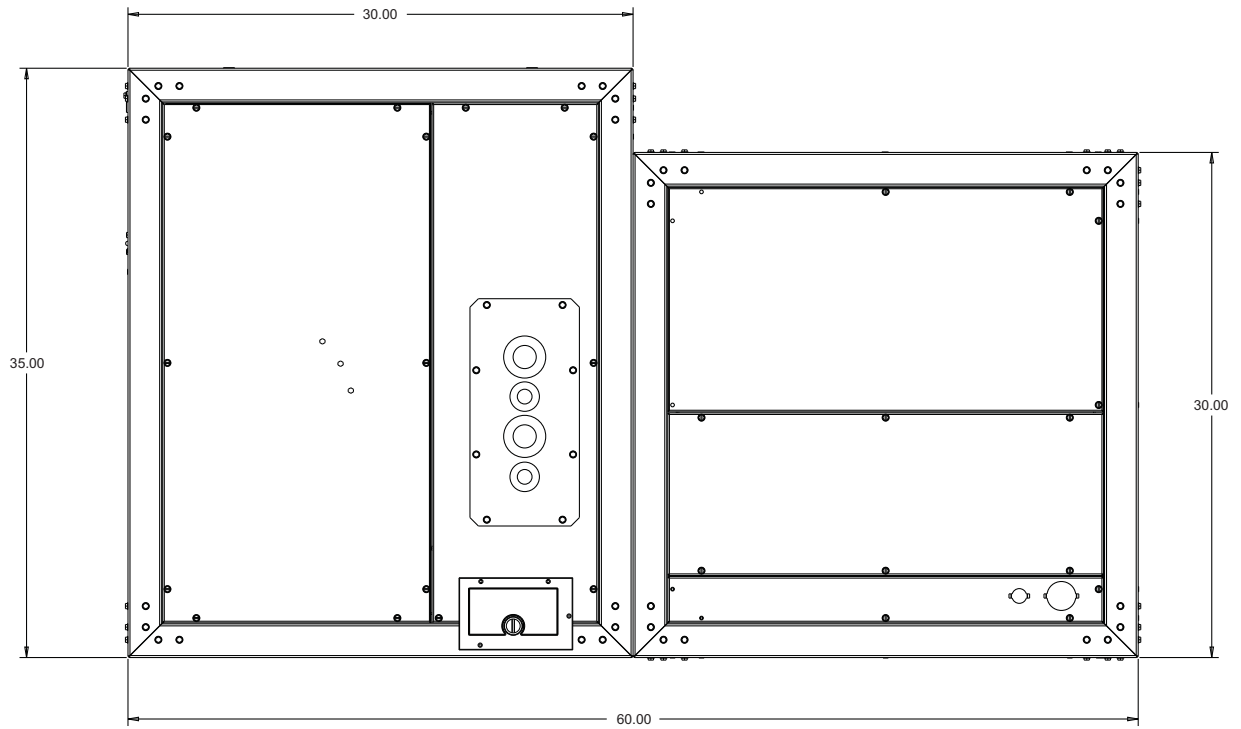


FRONT VIEW - RETURN AIR
J07/10NC & J10ND INDOOR

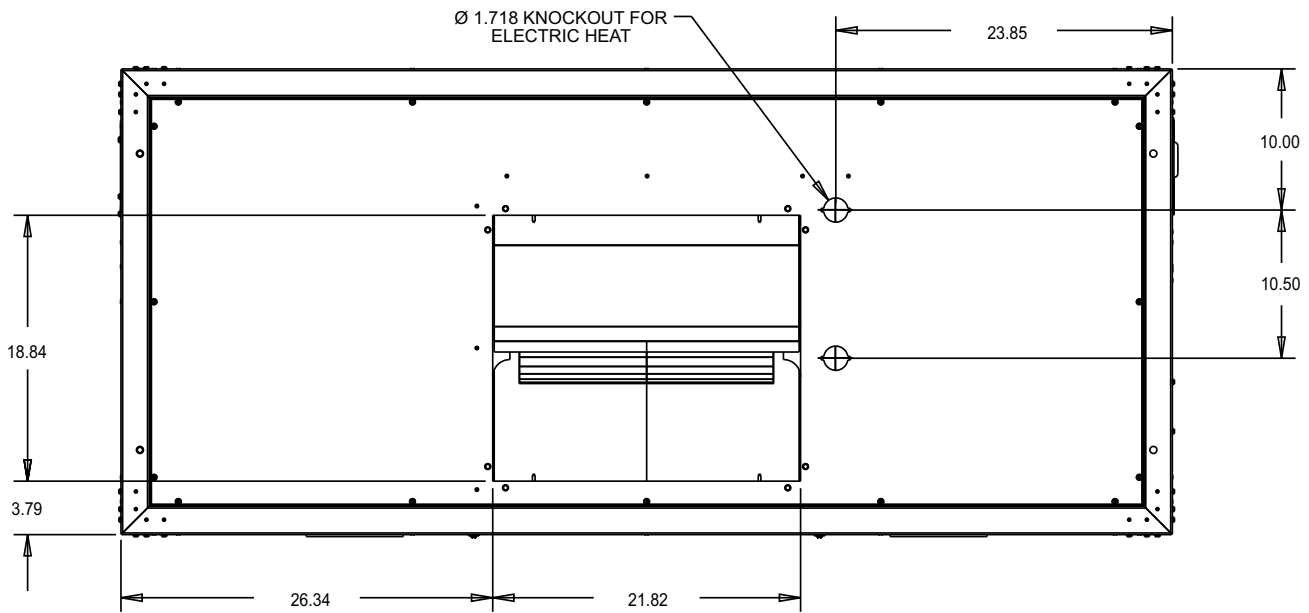


RIGHT SIDE VIEW - DRAIN PIPING/CONTROLS

Unit Dimensions J07/10NC and J10ND

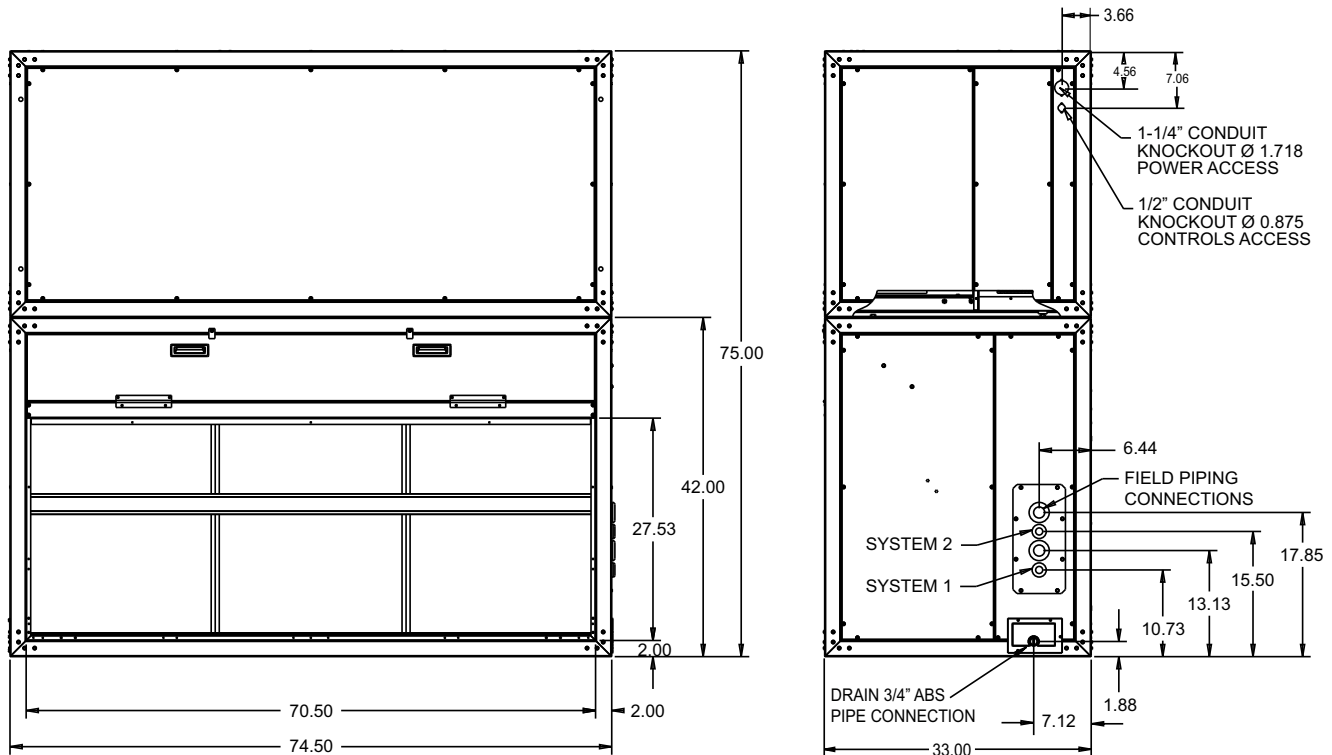
HORIZONTAL CONFIGURATION**Unit Dimensions J07/10NC and J10ND (Continued)**

TOP VIEW



TOP VIEW - BLOWER OUTLET
J15NC/ND INDOOR

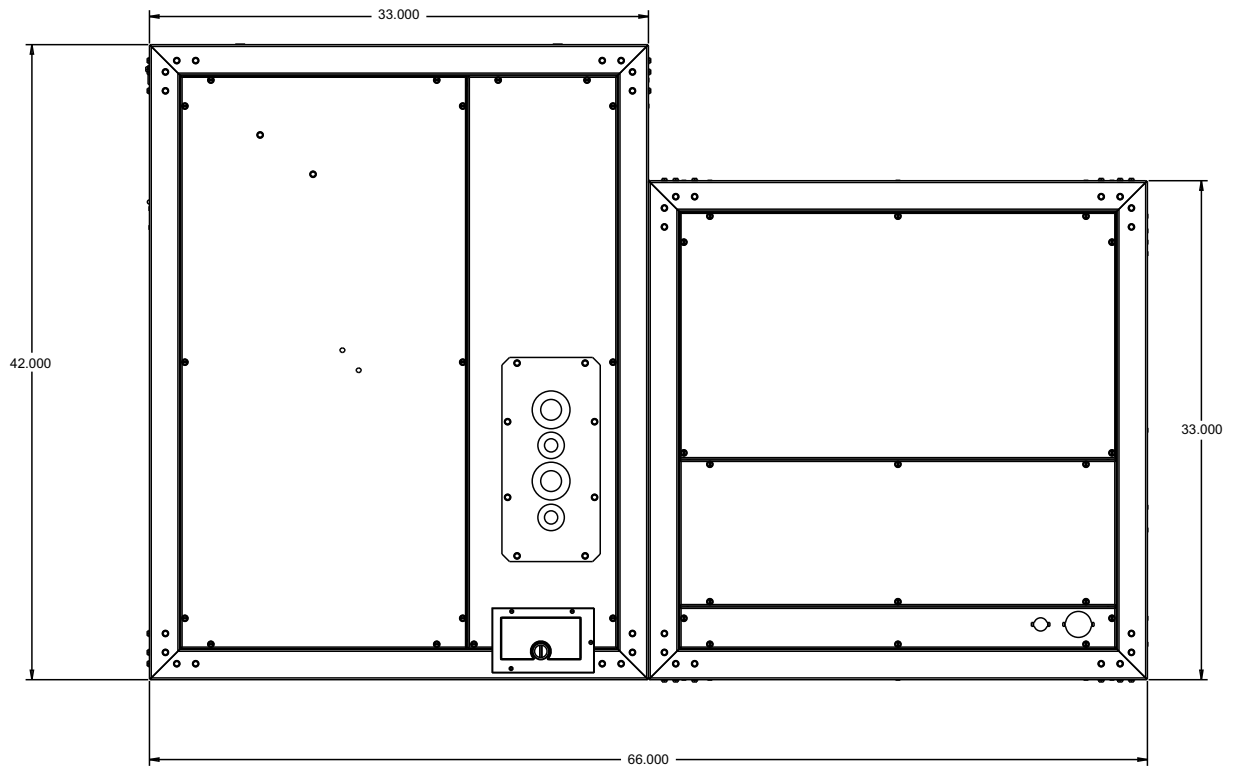
FRONT AND SIDE VIEW



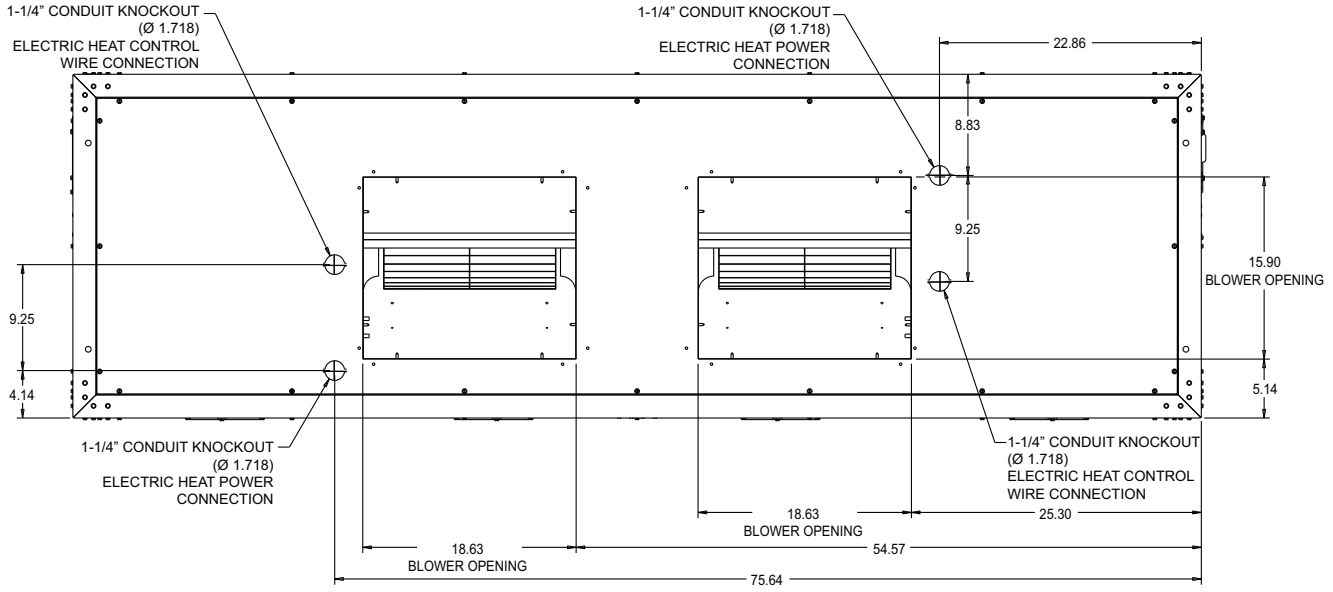
FRONT VIEW - RETURN AIR
J15NC/ND INDOOR

RIGHT SIDE VIEW - DRAIN PIPING/CONTROLS

Unit Dimensions J15NC/ND

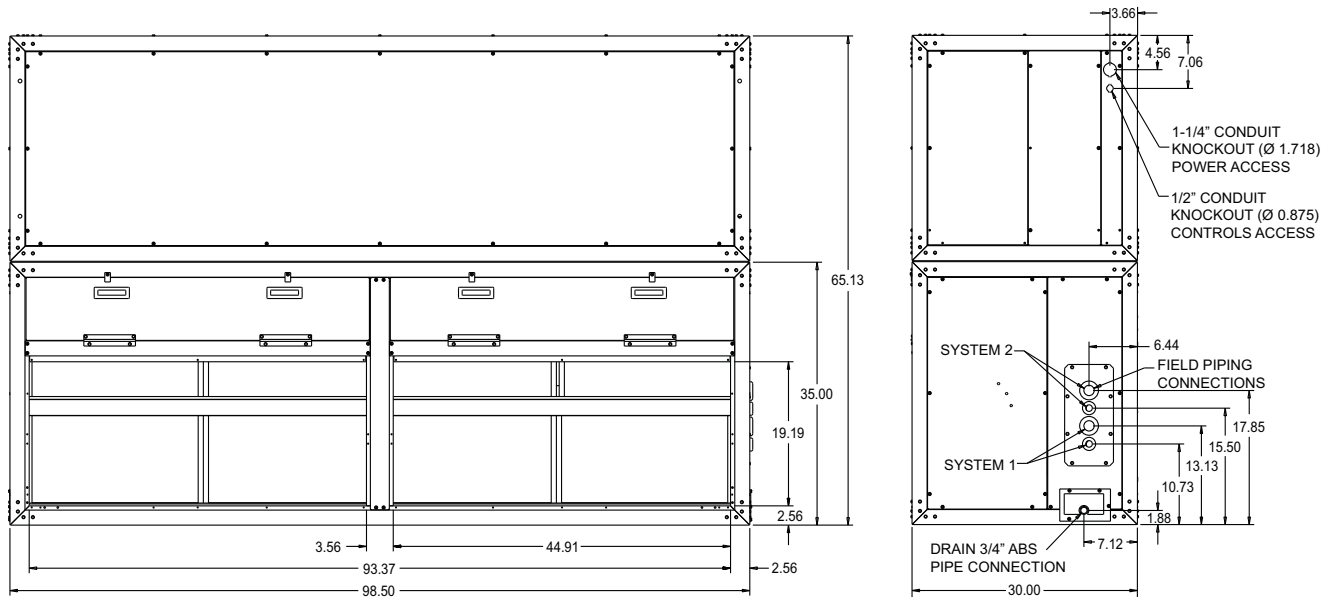
HORIZONTAL CONFIGURATION**Unit Dimensions J15NC/ND (Continued)**

TOP VIEW



TOP VIEW BLOWER OUTLET
J20NC/ND INDOOR

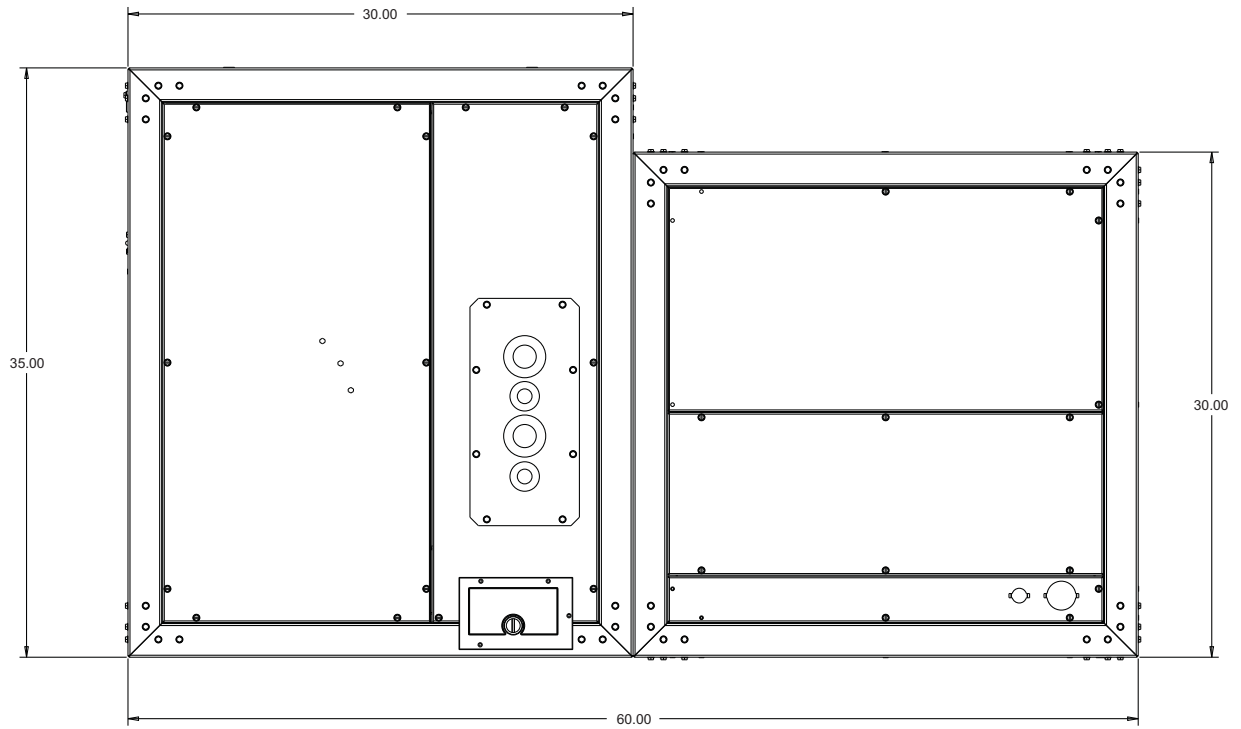
FRONT AND SIDE VIEW



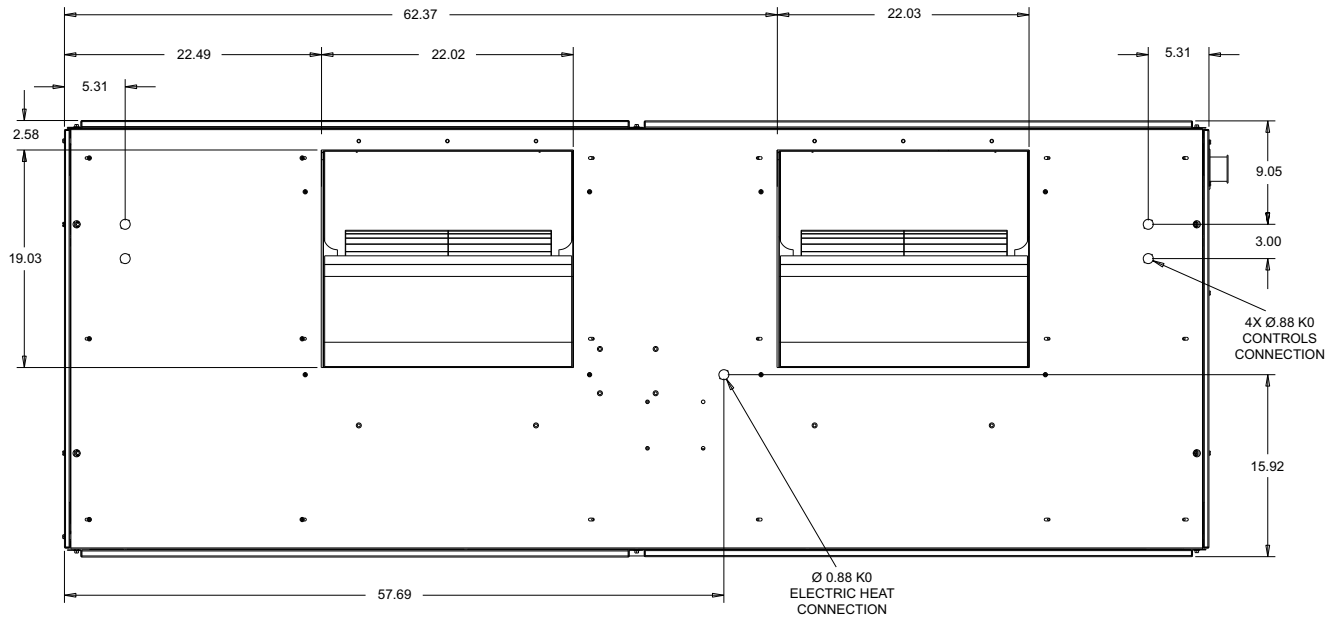
FRONT VIEW - RETURN AIR
J20NC/ND INDOOR

RIGHT SIDE VIEW - DRAIN PIPING/CONTROLS

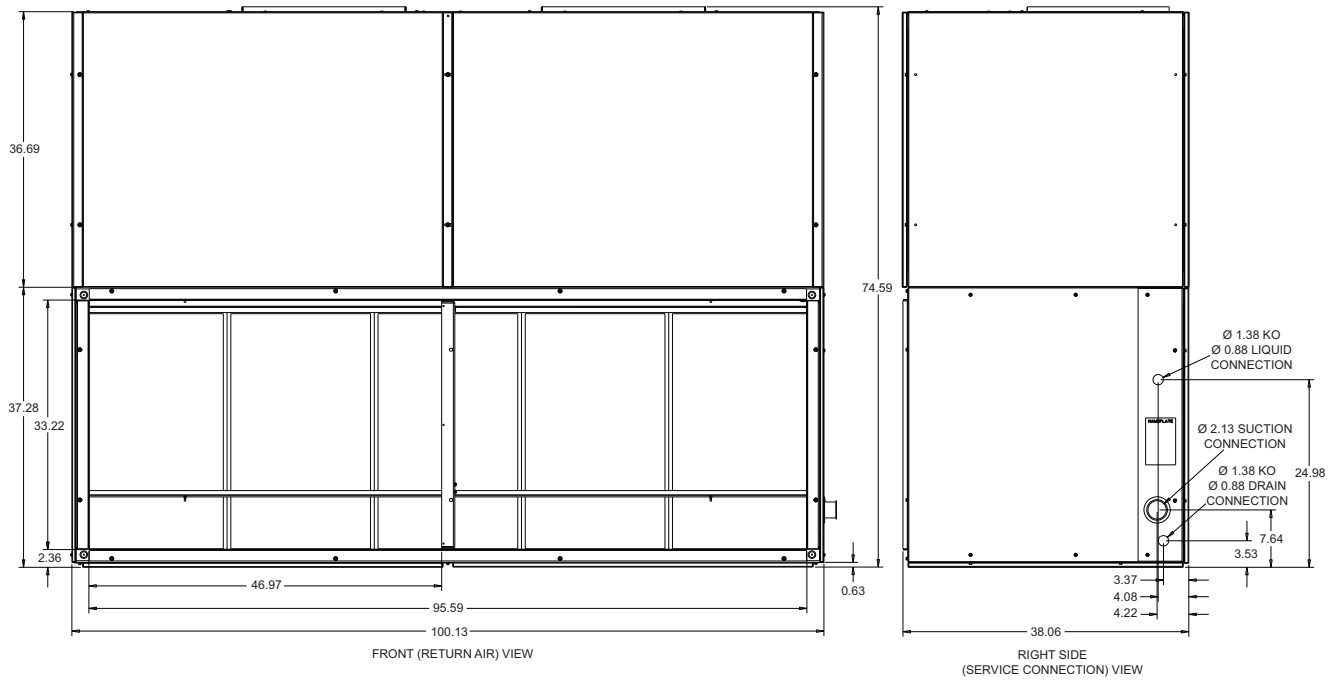
Unit Dimensions J20NC/ND

HORIZONTAL CONFIGURATION**Unit Dimensions J20NC/ND (Continued)**

TOP VIEW

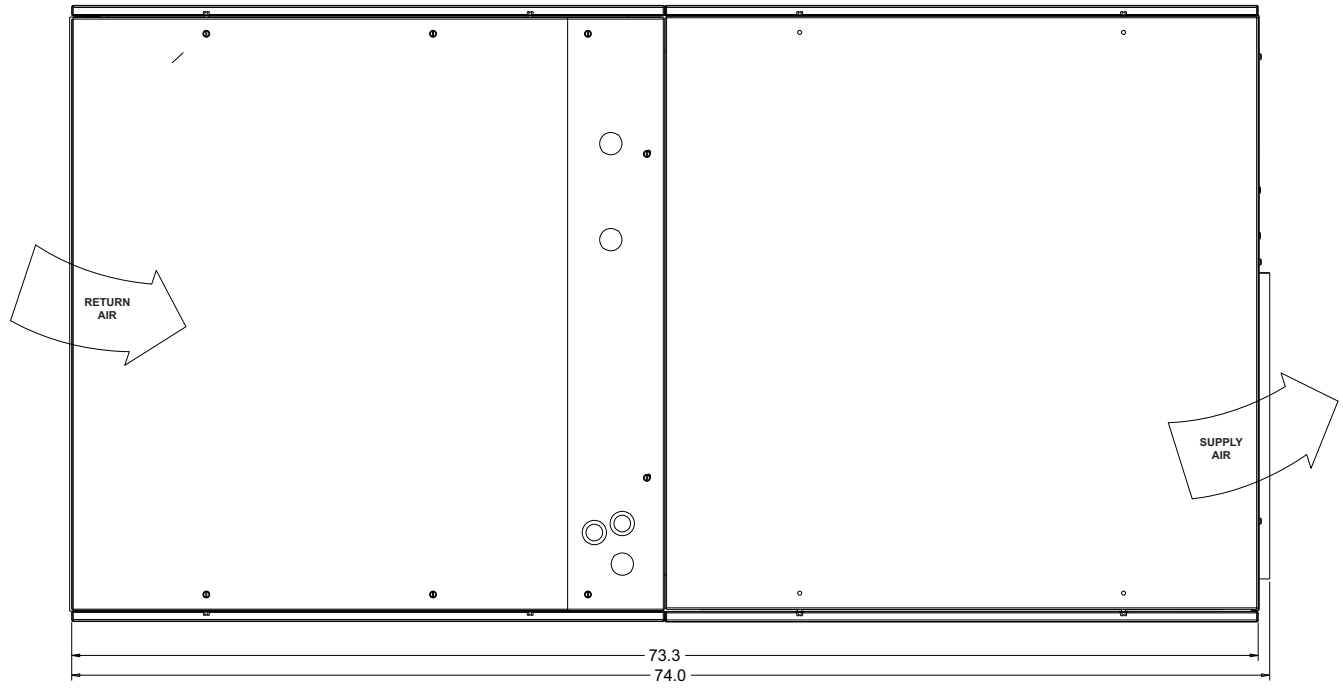


FRONT AND SIDE VIEW



Unit Dimensions J25NC

HORIZONTAL CONFIGURATION



Unit Dimensions J25NC (Continued)

PIPING, ELECTRICAL AND DUCT OPENING CONNECTION SIZES

MODEL	J07NC	J10NC	J10ND	J15NC	J15ND	J20NC	J20ND	J25NC
SYSTEM DATA								
No. Refrigeration Circuits	1	1	2	1	2	1	2	1
Suction Line OD (in.)	1 1/8	1 3/8	1 1/8	1 5/8	1 3/8	1 5/8	1 3/8	2 1/8
Liquid Line OD (in.)	5/8	7/8	5/8	7/8	5/8	7/8	7/8	7/8
Power Wiring Knockout	1 3/4	1 3/4	1 3/4	1 3/4	1 3/4	1 3/4	1 3/4	7/8
Control Wiring Knockout	7/8	7/8	7/8	7/8	7/8	7/8	7/8	7/8
Electric Heat Wiring Knockout	1 3/4	1 3/4	1 3/4	1 3/4	1 3/4	1 3/4	1 3/4	7/8
Drain Line Fitting PVC Stub	3/4	3/4	3/4	3/4	3/4	3/4	3/4	7/8 ¹
BLOWER OUTLET								
Number	1	1	1	1	1	2	2	2
Width	13.4	15.9	15.9	18.9	18.9	15.9	15.9	22
Length	15.6	18.6	18.6	21.6	21.6	18.6	18.6	22
RETURN AIR INLET								
Width	20.5	20.5	20.5	27.3	27.3	19.2	19.2	33.2
Length	52.0	52.0	52.0	71.9	71.9	93.4	93.4	95.6

¹ 7/8 In Steel pipe

Minimum Clearances

Minimum Clearances	
Top with Supply Air Opening¹	24"
Front with Return Air Opening	24"
Right Side with access for Piping, Power & Control Wiring Connections²	24"
Left Side	24"
Rear³	N/A
Bottom⁴	N/A

¹ This dimension will vary if an electric heater, a supply air plenum or a base is used.

² This dimension is required for normal installation and service.

³ Although no clearance is required for service and operation, some clearance may be required for routing the power and control wiring.

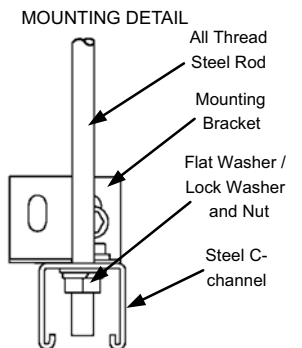
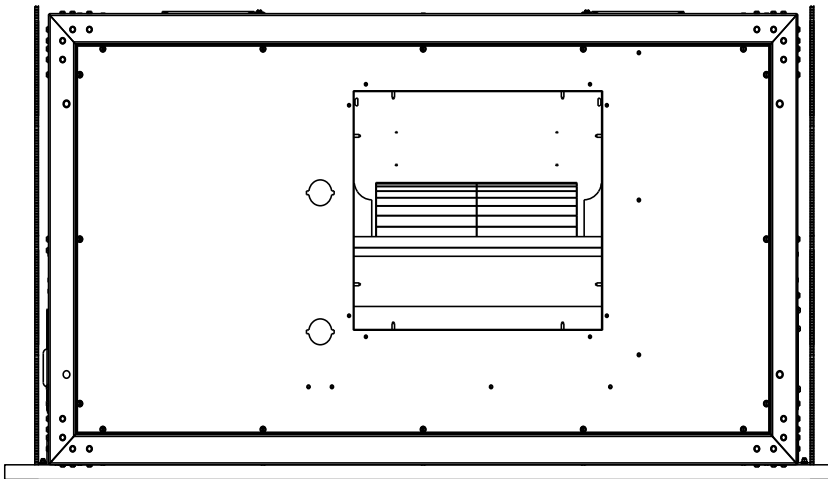
⁴ Allow enough clearance to trap the condensate drain line.

Note: If the coil has to be removed, the blower section can be unbolted and set aside and the coil can be lifted out the top of the evaporator section.

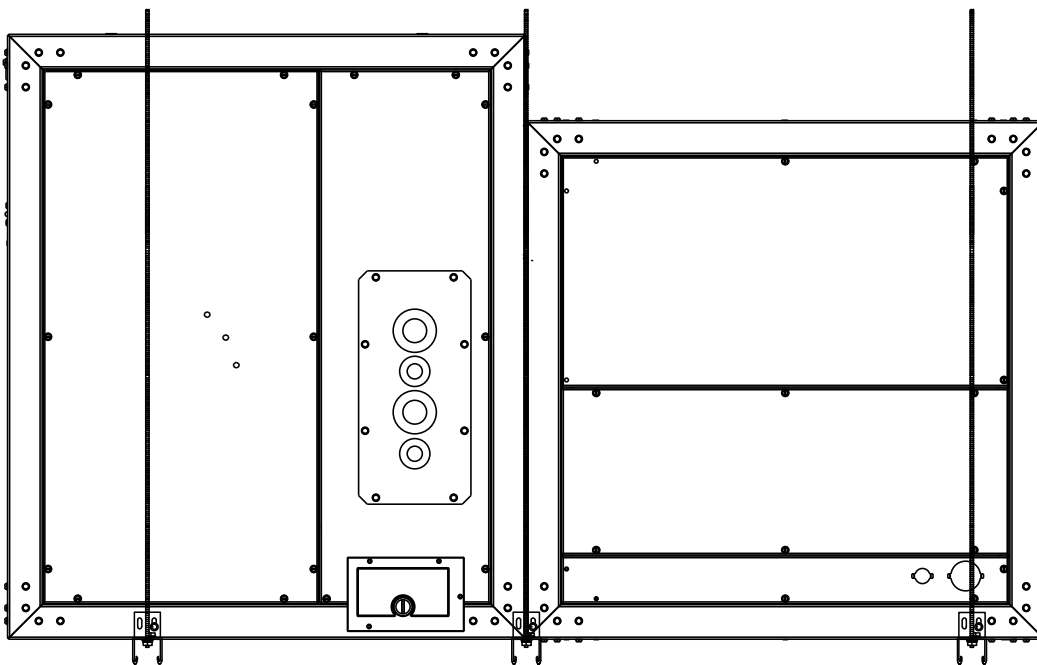
Unit Mounting - J07 Thru 20NC/ND

The split air handling units can be applied in various horizontal positions. The Typical Suspension of AHU's From Ceiling Figure shows recommended suspension rigging using properly sized all-thread and metal c-channel. All components to suspend an AHU must be field supplied. Please refer to the units total weight, center of gravity and corner weights. (Horizontal position) shown in the appropriate table for proper support sizing.

END VIEW



SIDE VIEW



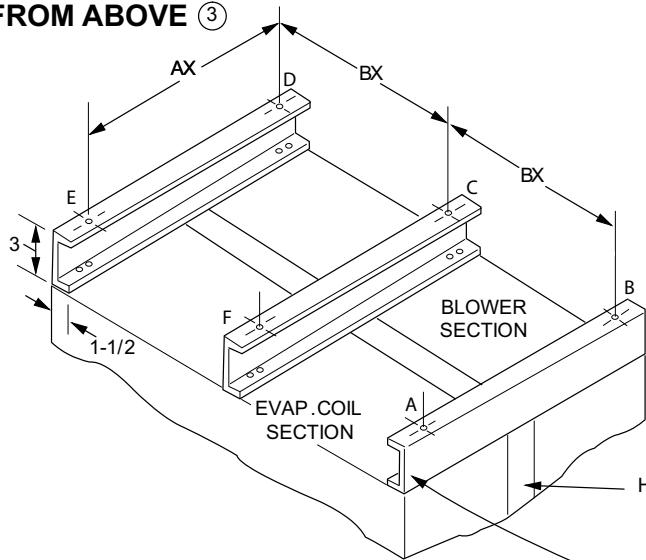
Typical Suspension of AHU's From Ceiling

Unit Mounting - J25NC

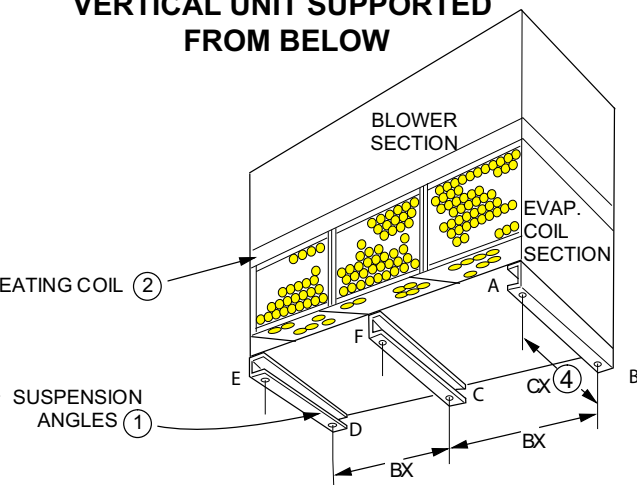
The J25NC evaporator blower may be suspended from the joists with isolation type hangers or hooks. Suspension accessories 1HH0403 (J25NC) may be ordered separately. All Suspension accessories include three suspension

channels and hardware. The channels extend across the evaporator coil section, the heating coil section (if included) and the blower section. Each channel is to be bolted to each section as shown.

HORIZONTAL UNIT SUSPENDED FROM ABOVE ③



VERTICAL UNIT SUPPORTED FROM BELOW

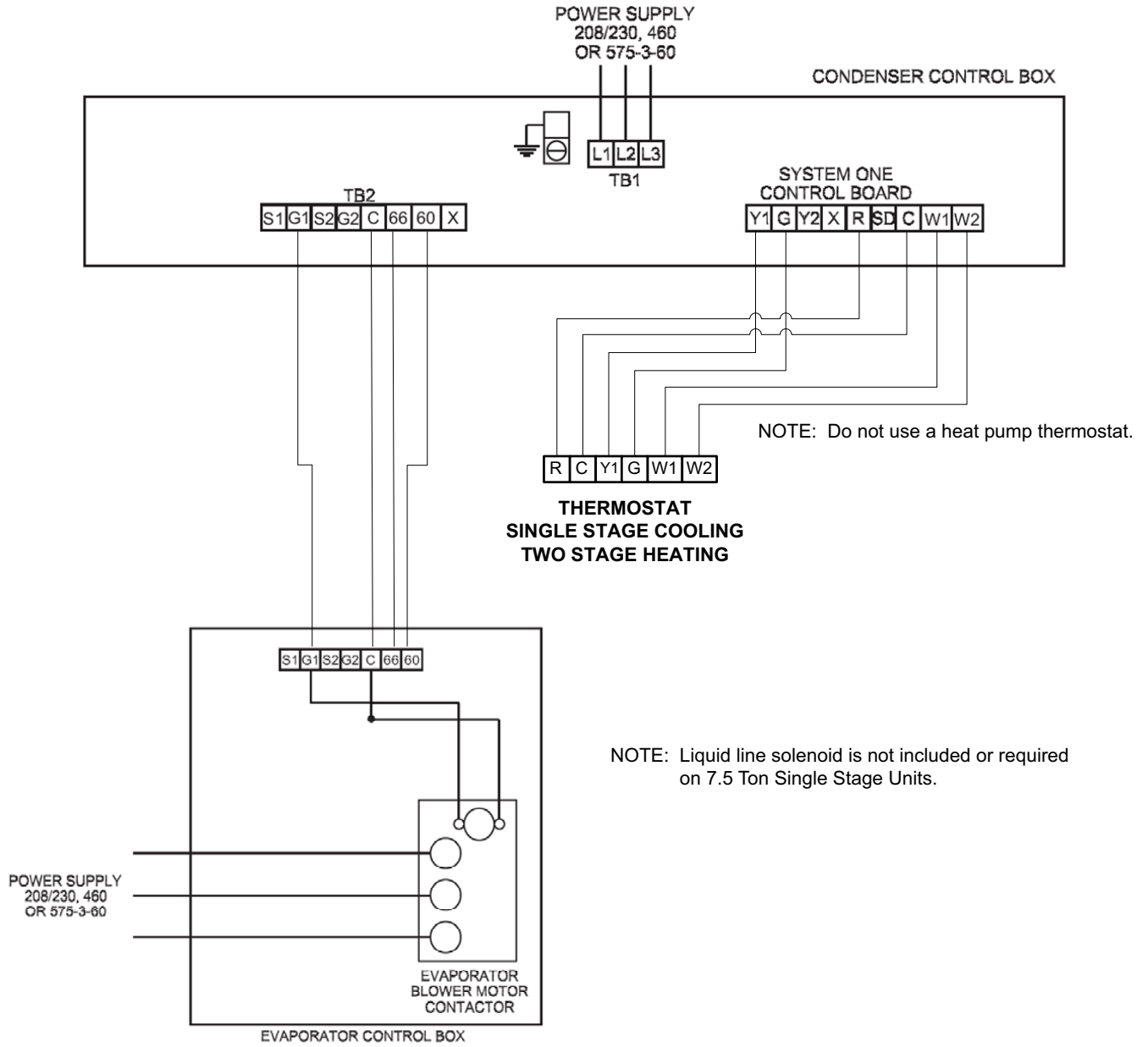


- ① The same channels can be used in either position. When used to support a vertical unit, these channels should be cut to match the bottom dimension of the evaporator section.
- ② The suspension channels have two sets of mounting holes to accommodate horizontal units with or without a heating coil. On a horizontal unit without a heating coil, the suspension channels will extend 3" beyond both ends of the unit.
- ③ The same channels can be used to support a horizontal, floor-mounted unit from below.
- ④ After these bottom channels are cut per Note 1, a new hole will have to be drilled at the cut end if the unit is to be mounted on isolators.

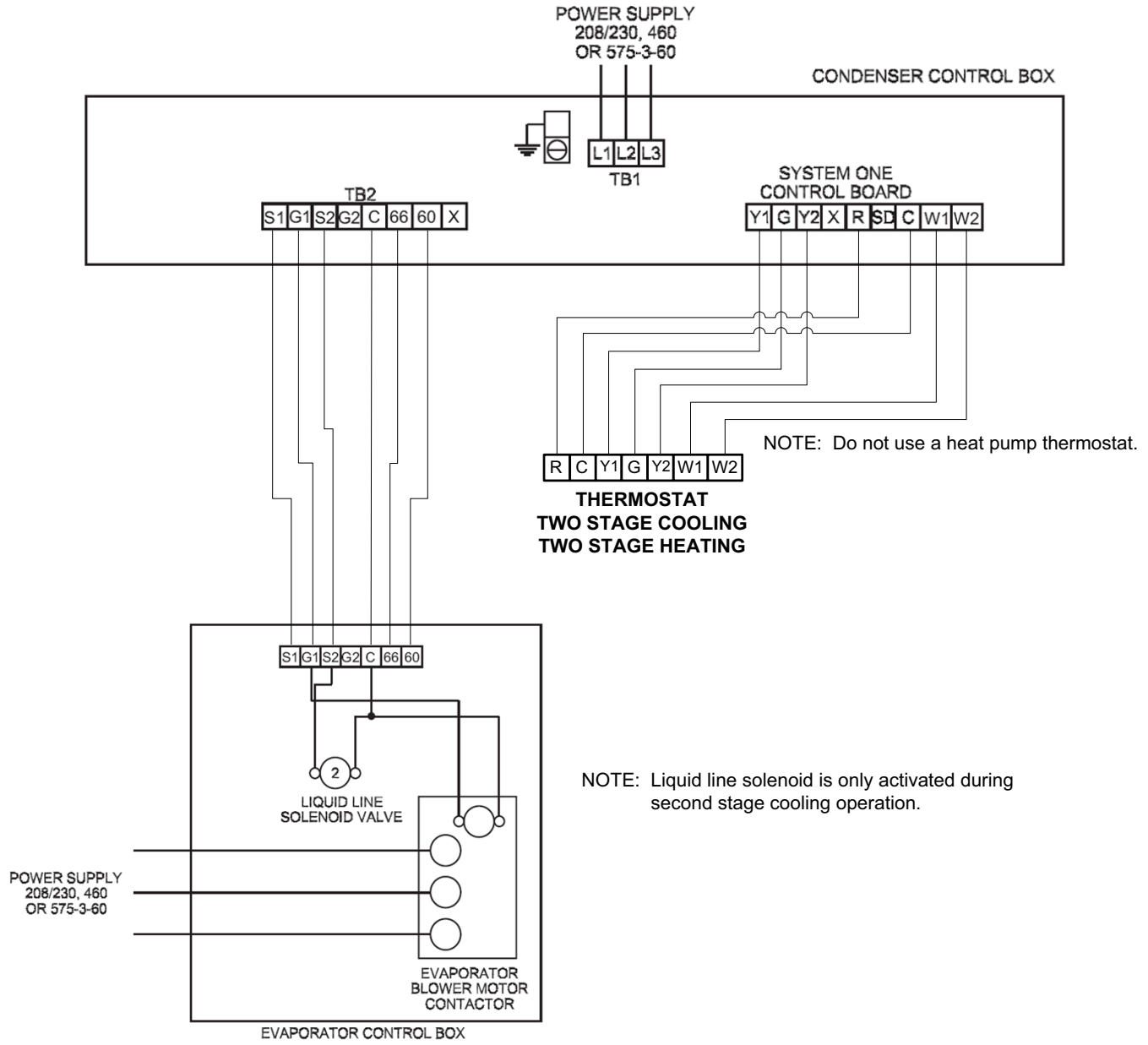
Typical Suspension of J25NC

Unit Mounting Dimensions- J25NC

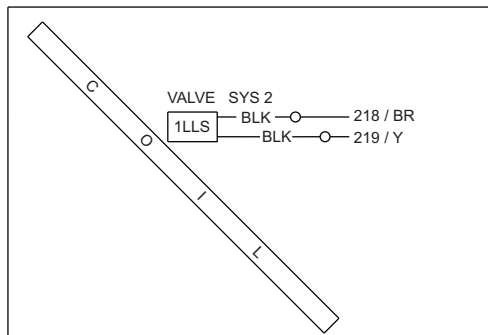
UNIT	DIMENSIONS, INCHES		
	AX	BX	CX
J25NC	69-1/4	49-1/16	26-5/8



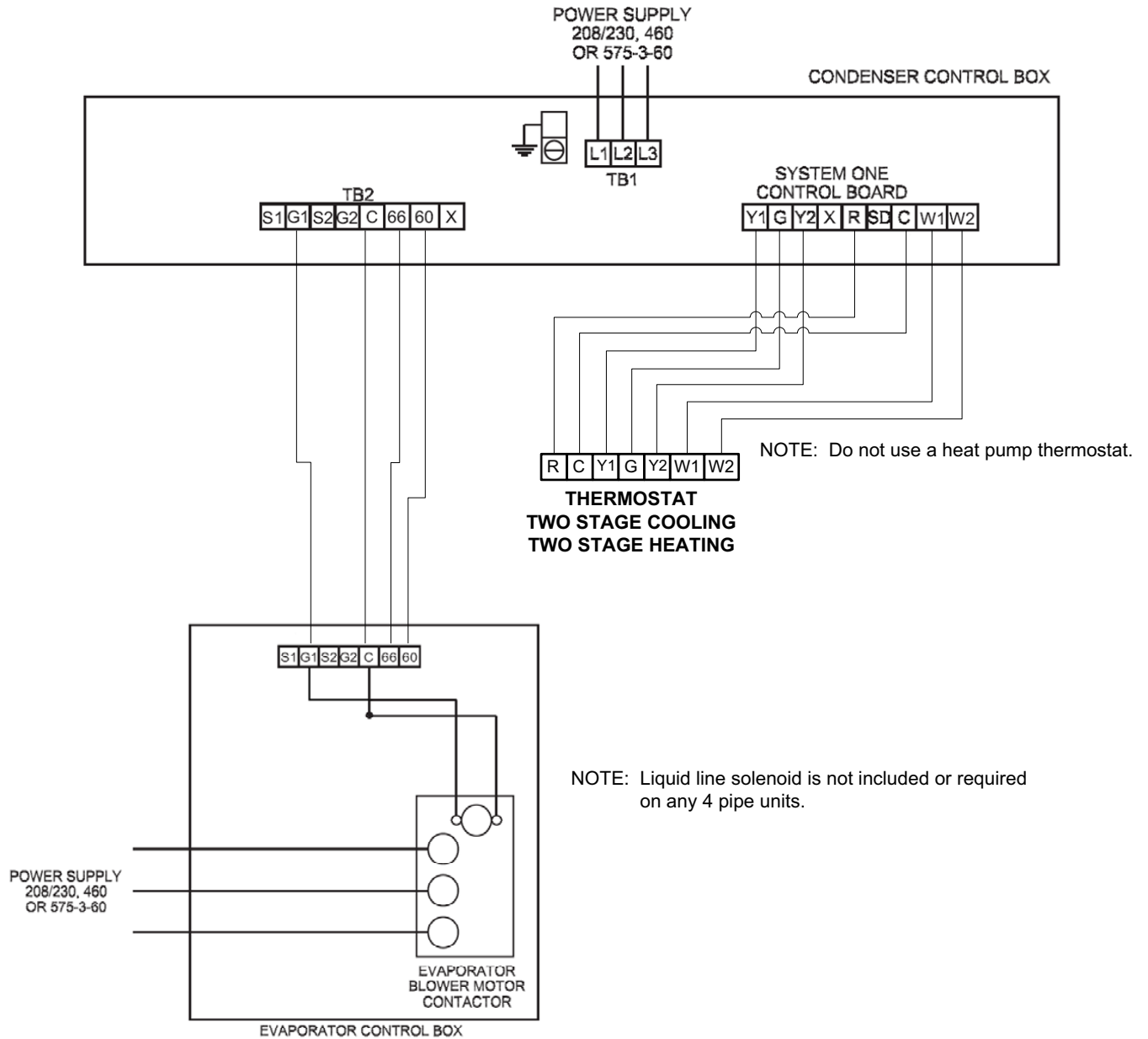
Typical Field Wiring Diagram - J07NC Evaporator Unit with J07PC Heat Pump



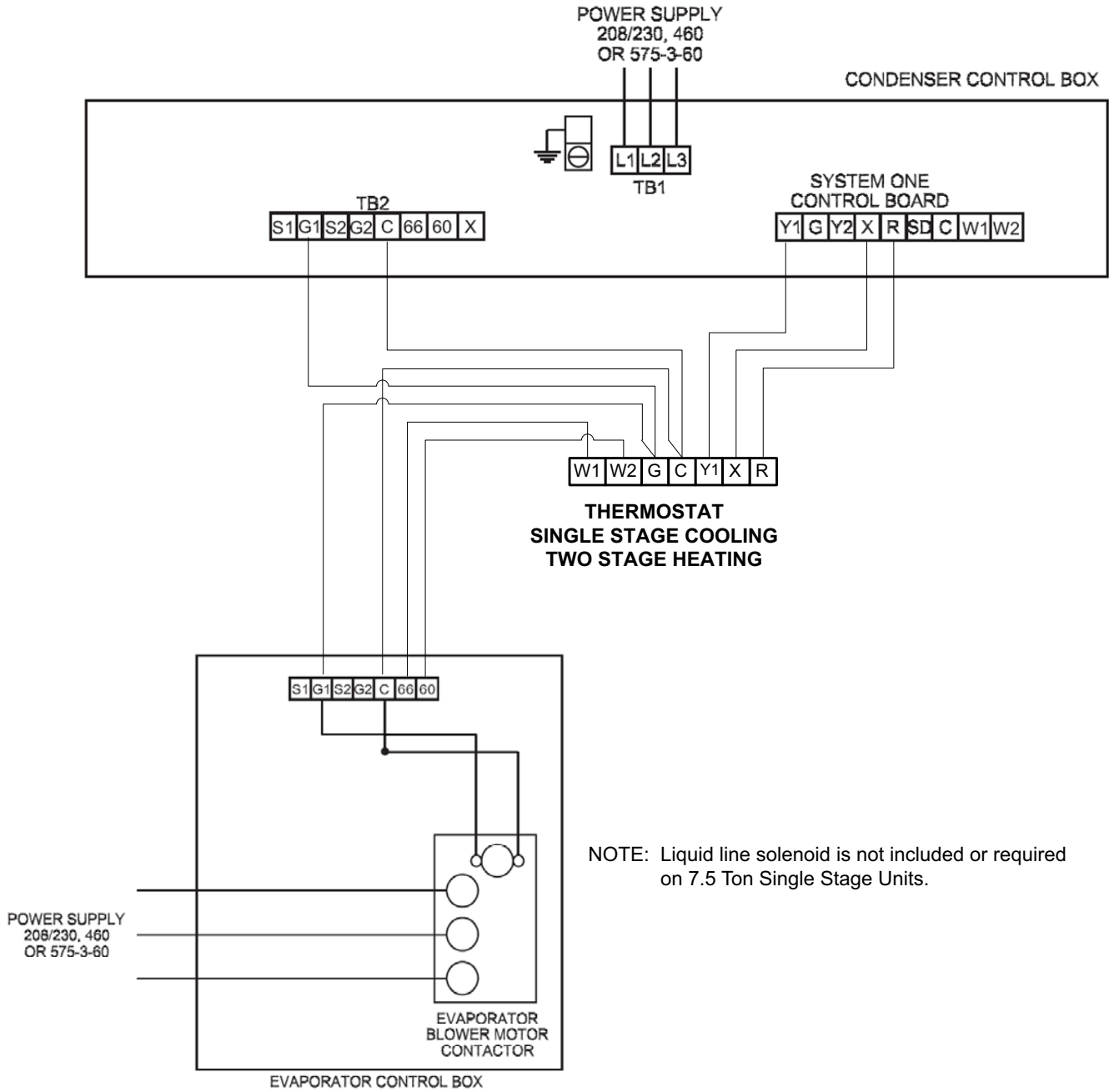
Typical Field Wiring Diagram - J10 thru 20NC Evaporator Unit with J10 thru 20PC Heat Pump



J10 - 20NC Liquid Line Solenoid Wiring

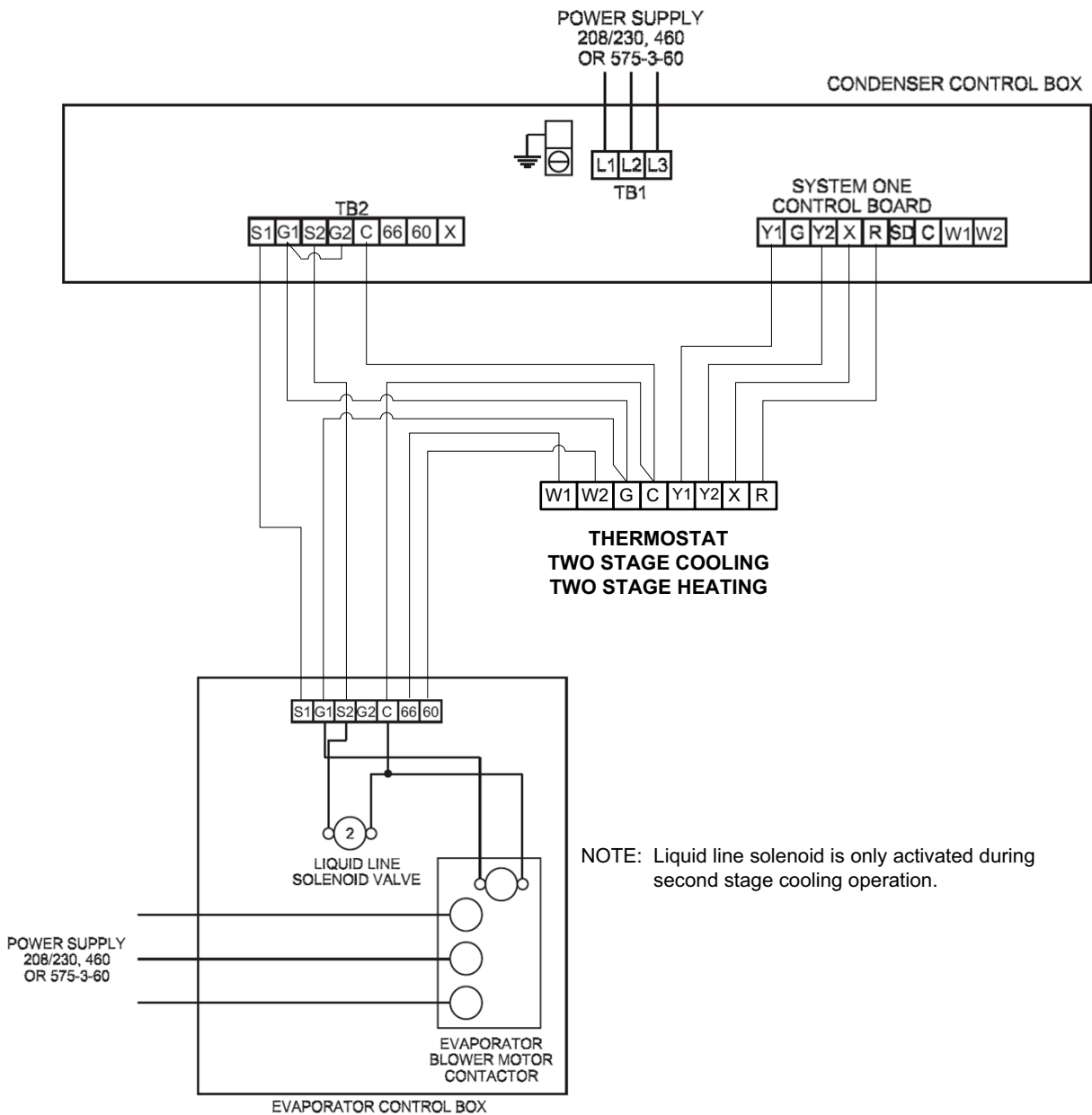


Typical Field Wiring Diagram - J15 thru 20ND Evaporator Unit with J15 thru 20PD Heat Pump



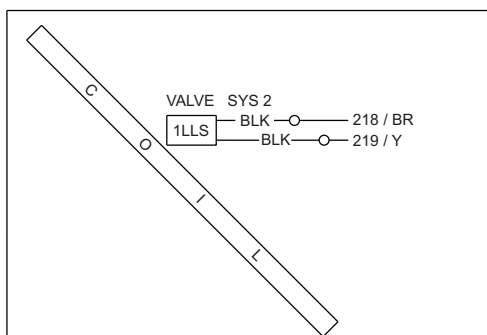
Typical Field Wiring Diagram - J07NC Evaporator Unit with J07YC Condenser Unit

NOTE: On non J**NC/ND Evaporator models, isolation relays must be installed to avoid overloading on 75 VA transformers on the condensing unit.

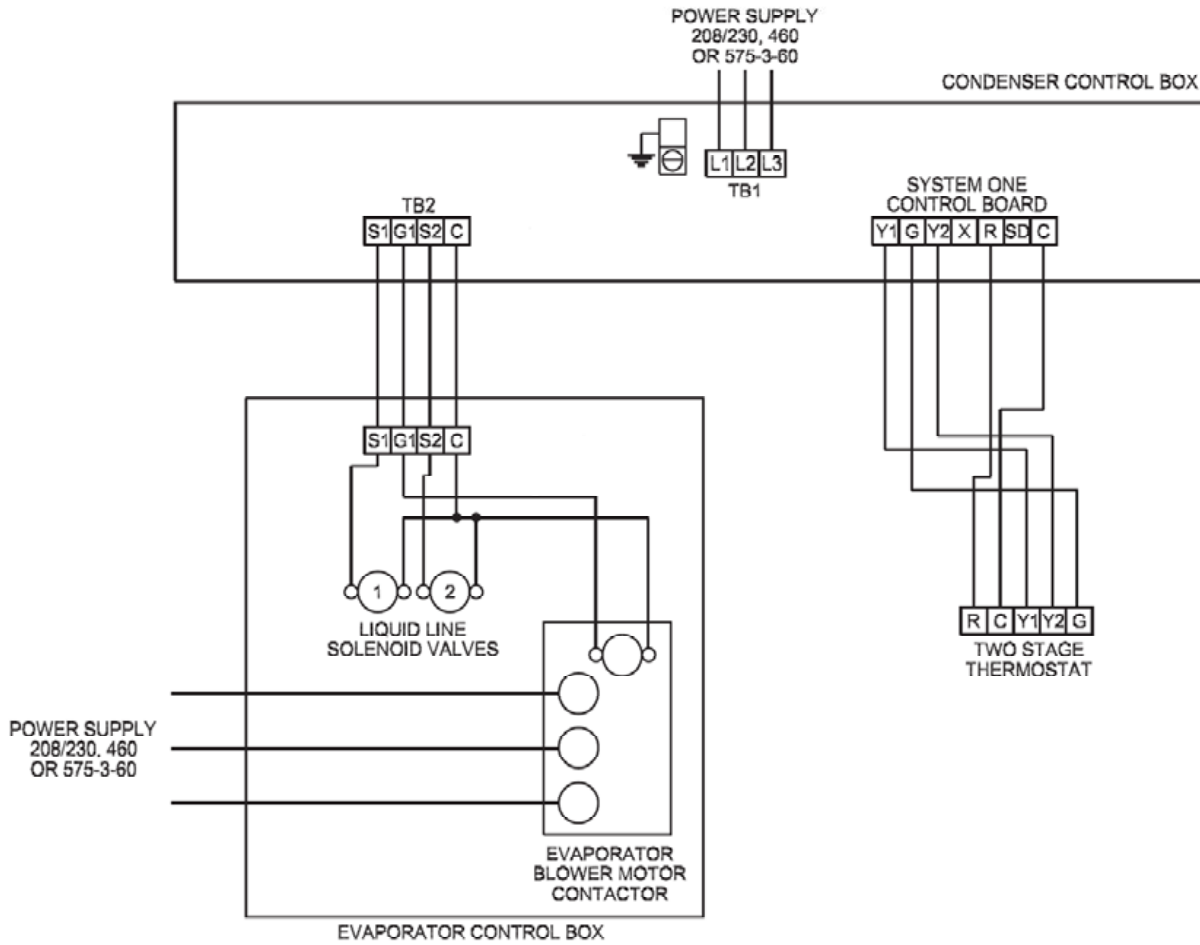


Typical Field Wiring Diagram - J10 thru 20NC Evaporator Unit with J10 thru 20YC Condenser Unit

NOTE: On non J**NC/ND Evaporator models, isolation relays must be installed to avoid overloading on 75 VA transformers on the condensing unit.

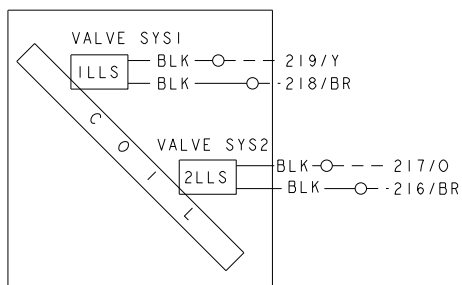


J10 - 20NC Liquid Line Solenoid Wiring

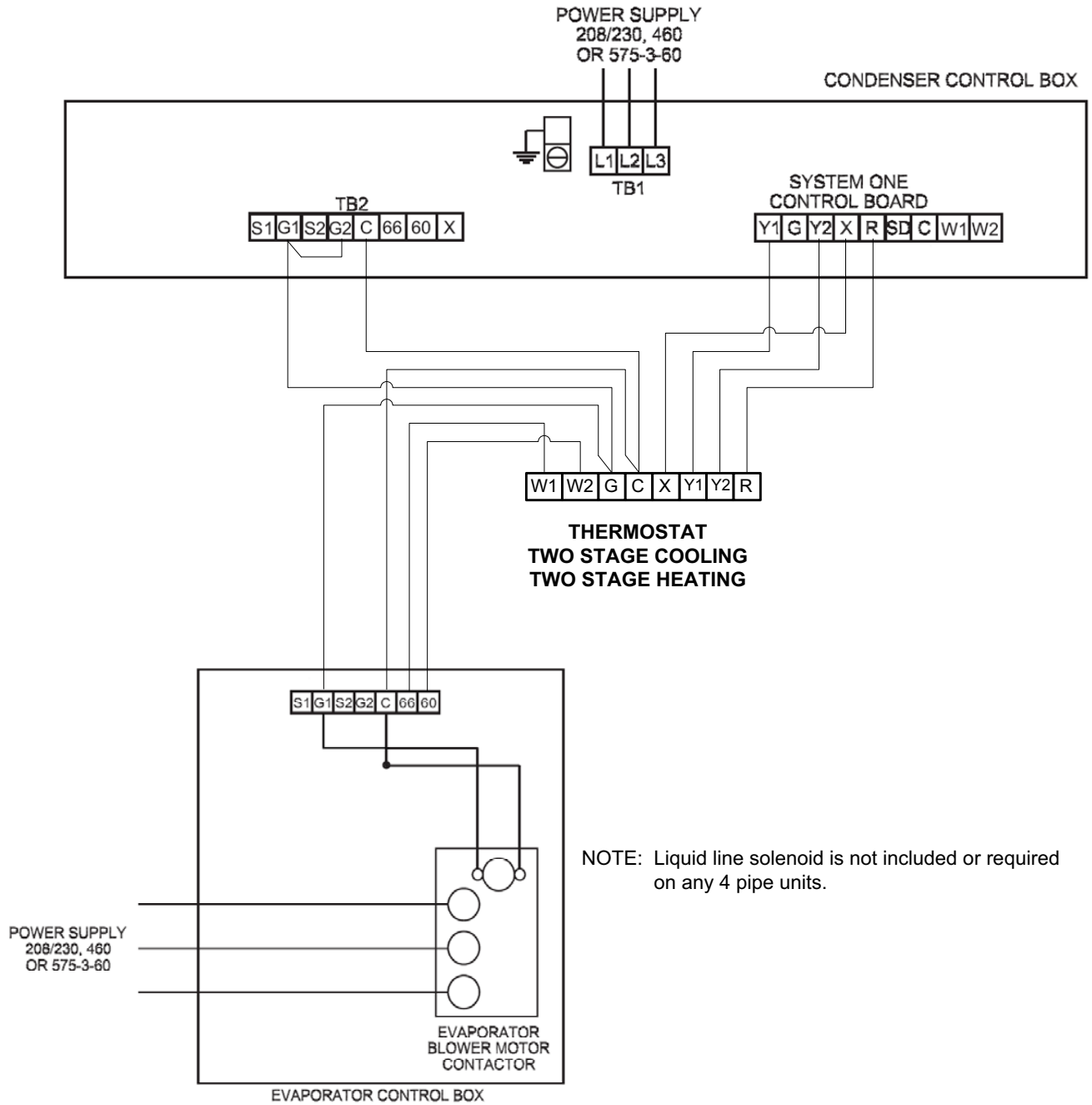


Typical Field Wiring Diagram - J25NC Evaporator Unit with J25YC Condenser Unit

NOTE: On non J**NC/ND Evaporator models, isolation relays must be installed to avoid overloading on 75 VA transformers on the condensing unit.

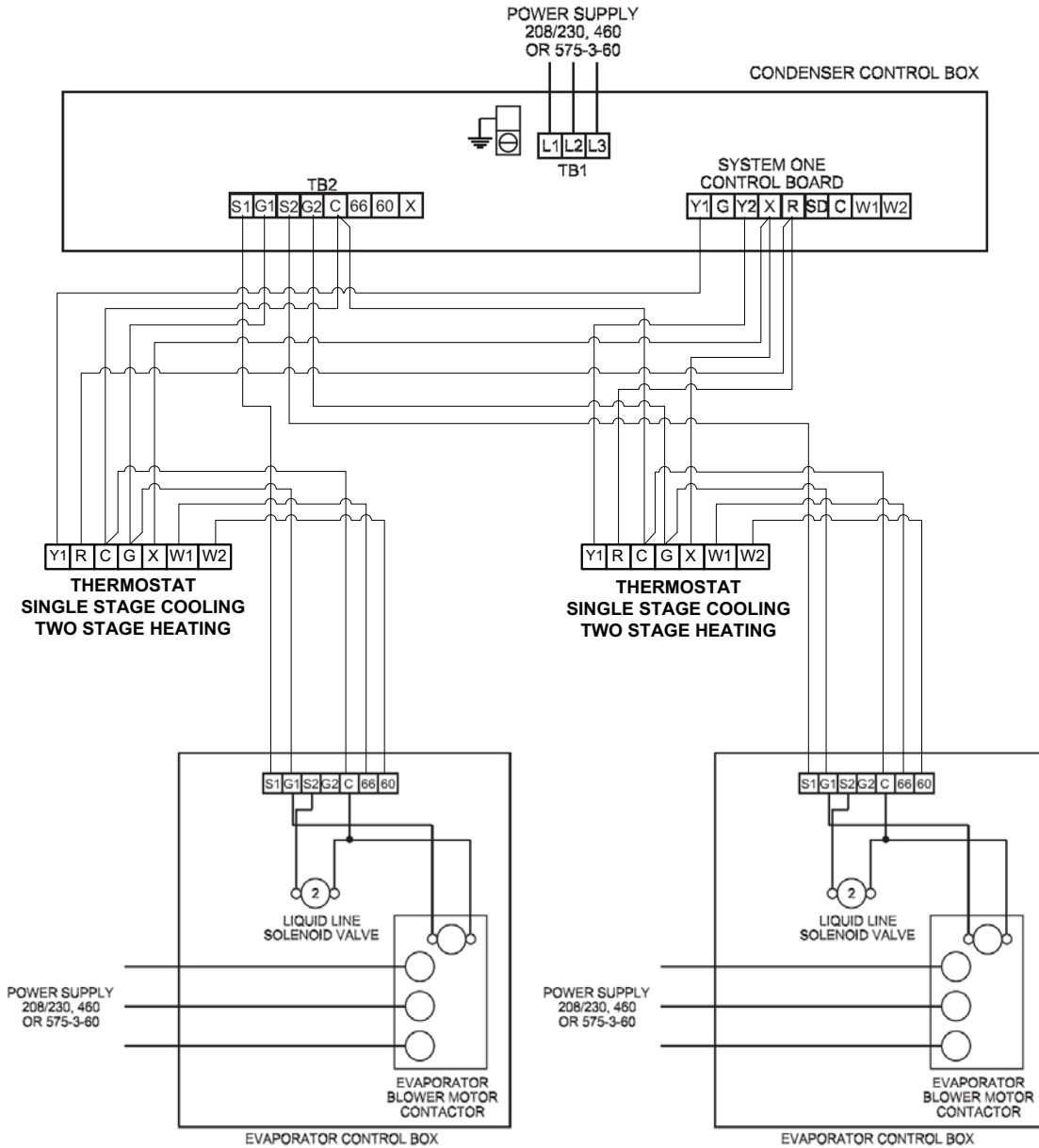


J25NC Liquid Line Solenoid Wiring



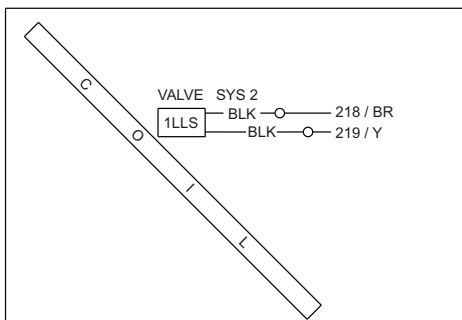
Typical Field Wiring Diagram - J10 thru 20ND Evaporator Unit with J10 thru 20YD Condenser Unit

NOTE: On non J**NC/ND Evaporator models, isolation relays must be installed to avoid overloading on 75 VA transformers on the condensing unit.



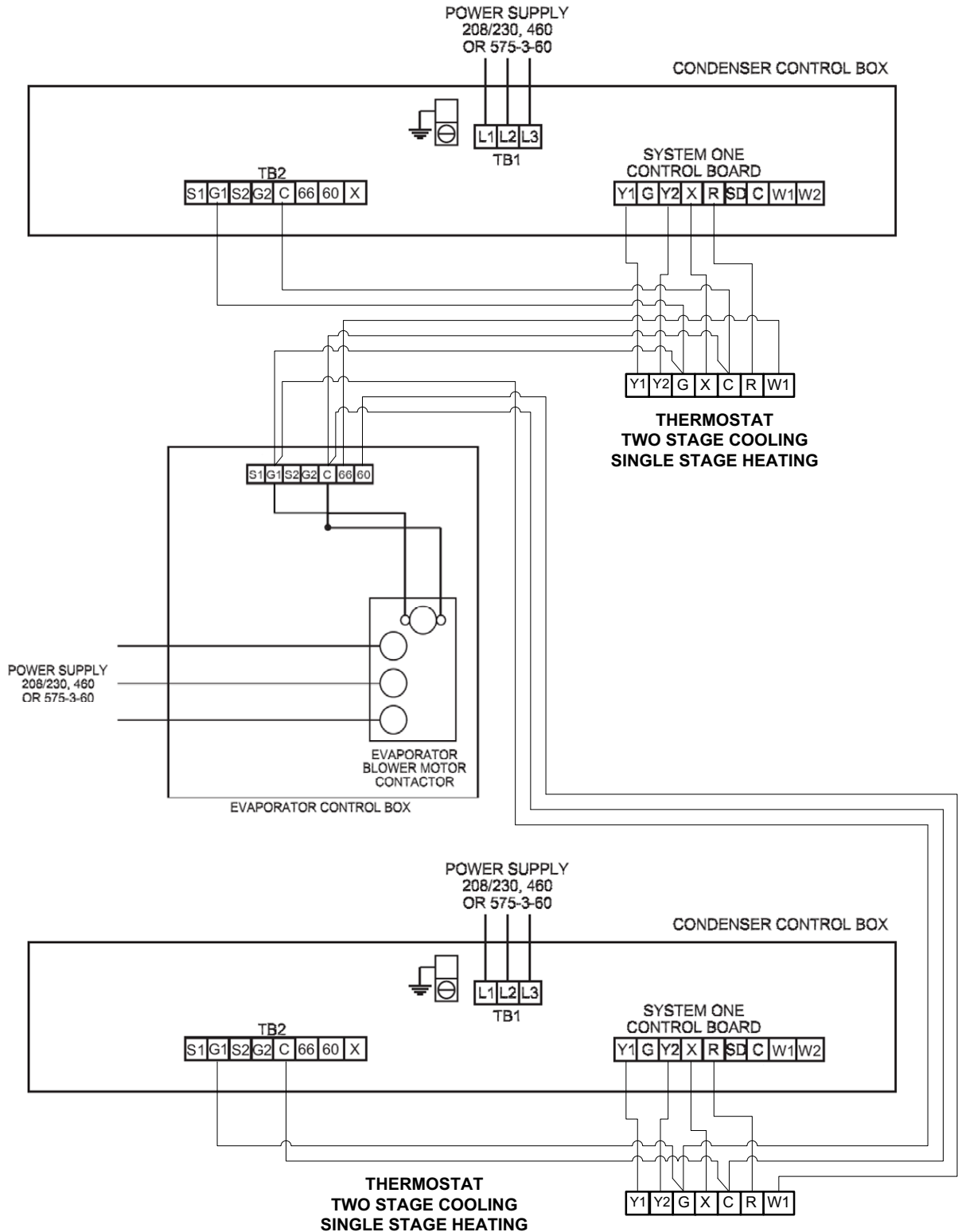
Typical Field Wiring Diagram - Twin J10 thru 20NC Evaporator Units with 4-Pipe Condenser Unit

NOTE: On non J**NC/ND Evaporator models, isolation relays must be installed to avoid overloading on 75 VA transformers on the condensing unit.



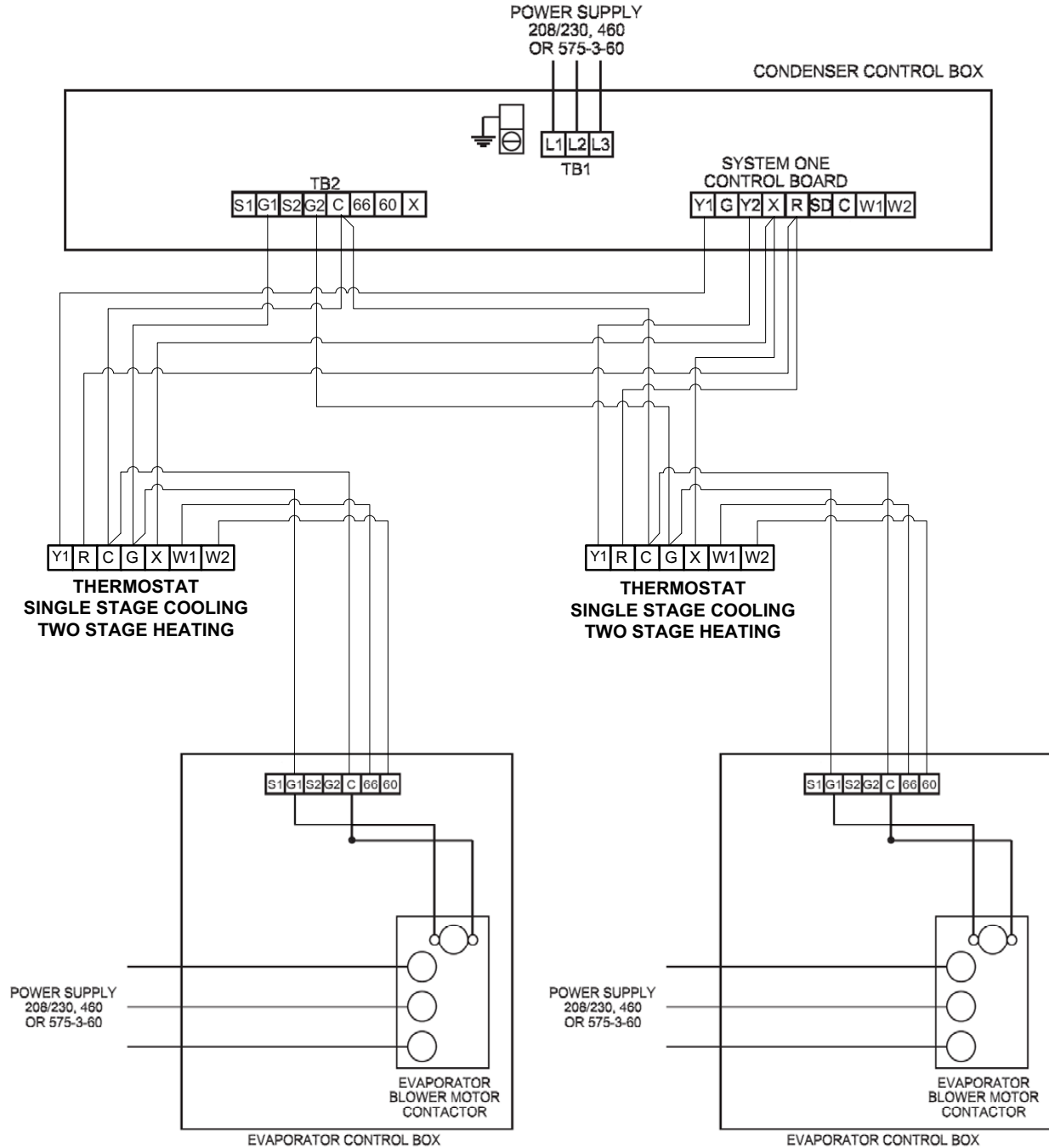
J10 - 20NC Liquid Line Solenoid Wiring

NOTE: Refer to Evaporator unit wiring diagram for control of liquid line solenoid valve.



Typical Field Wiring Diagram - Single 4-Pipe Evaporator Unit with Twin Condenser Units

NOTE: On non J**NC/ND Evaporator models, isolation relays must be installed to avoid overloading on 75 VA transformers on the condensing unit.



Typical Field Wiring Diagram - Twin J07NC Evaporator Units with 4-Pipe Condenser Unit

NOTE: On non J**NC/ND Evaporator models, isolation relays must be installed to avoid overloading on 75 VA transformers on the condensing unit.