



**Quality**

**Innovation**

**Reliability**

**[www.AllStyle.com](http://www.AllStyle.com)  
7037 Brittmoore Road  
Houston, Texas 77041**

**P : (713) 466 - 6333  
F : (713) 466 - 6363**



## *AllStyle Coil Company History*



*Allstyle* Coil Company, L.P. commenced operations in May of 1990. Between the years of 1990 and 2000, factory operations grew from 40,000 sq. ft. to over 50,000 sq. ft., make *AllStyle* Coil Company the largest independent coil manufacturer in the United States. *AllStyle* is owned and operated in its entirety by Mr. Lendell Martin and his family. Lendell has over 60 years of experience in the air conditioning and refrigeration industry, and holds numerous design patents. Still to this day, Mr. Martin continues working to develop new products. Being the founder of the **Red-T Coil Company** and having operated an HVAC contracting company, Mr. Martin has a firm understanding of both the customer and contractor.

Over the years *AllStyle* has become the leader in HVAC innovation and the premier independent coil manufacturer in the AHRI Certification Program. With each innovative product *AllStyle's* production continues to increase. *AllStyle* continues to build products of quality and durability at a competitive price. Product inventory has increased for both multi-family and residential to include a broad range of air handlers, hydronic heat units, gas furnaces, and heat pumps.



*AllStyle* ascendancy has resulted from the establishment of alliances with distributors, prompt delivery of products, outstanding technical assistance, and customer service.



## **Manufacturing Process**

The manufacturing of quality products requires a clear understanding of the market, and its needs. *AllStyle* defines a quality coil as one that meets or exceeds the manufacturers matched system



design specifications. Our products begin with material that meets stringent quality control objectives. *AllStyle* suppliers are selected by their ability to supply quality material as specified, and before shipment all materials must be inspected by the vendor to ensure they meet the necessary specifications.

## **Quality Coils**

*AllStyle* coils are built to last, and are pressure tested to provide reliability. We use durable copper or long life aluminum tubing, and corrosion resistant aluminum end plates which are flared instead of punched. Drain pans are made from heavy duty polycarbonate, and are resistant to corrosion and mold growth. A choice of cabinet material is available and double drain ports are standard. *AllStyle* units are rated for both R-22 and R-410a refrigerants, a variety of coils are available to match nearly all air conditioners and heat pumps. At *AllStyle* Coil Company, L.P. we take a personal interest in every product we design, test, and manufacturer. We ensure that your home or office is comfortable, while saving you money in operating costs.



## *AllStyle Coil Company History*



**A**llStyle products result from a combination of high quality material, efficient manufacturing, and superior personnel. Our fabrication machinery is regularly calibrated according to preset cycle schedules, and in-house training is provided for production personnel regularly. Our products are tested internally to ensure they meet established specifications before being shipped to the customer. The management of *AllStyle* is involved in the daily supervision of product fabrication, assembly, and testing. All products are date coded, and are able to be tracked to the wholesale distributors. In the event a product failure is identified, the units are immediately returned to the factory for

re-analysis. Any testing failures are trace directly back to their original source, and production adjustments are made, at which time a safe guard is put in place to prevent future problems. *AllStyle* recognizes how crucial the contribution of each individual employee is when it comes to successfully implementing and realizing its commitment to provide a quality product. Production personnel are trained to properly fabricate and assemble the components from start to finish. Each product goes through a stringent inspection process to ensure the highest quality component is being provided to each customer.

### **Long Term Goals**

*AllStyle* will continue to provide innovative products to fit the needs of the current and future market. Factory expansion to support increased growth is underway with future innovations being considered.

*AllStyle* is a privately held corporation and invests in the future to improve the manufacturing, testing, design, and development process. This ensures superior products reach the market in a timely fashion. Looking into the future, Mr. Martin is excited to pass along his ideas and work ethic to the next generation of his family, ensuring the company's success for many years to come.





*AllStyle* Coil Company, L.P. looks forward to many continued years of growth and success because of the solid foundation upon which the company has been built on.



# AllStyle Coil Company, L.P.



# Table of Contents

## Evaporator Coils

•	Un - Cased Vertical Coils	
	ASUC, ASUM .....	1-2
•	Up - Flow Cased Coils	
	AS .....	3-4
•	Horizontal Slab Coils	
	ASH, ASHL .....	5-6
•	Horizontal Plenum Coils	
	AS** .....	7-8
•	StyleQuest Multi - Position Coils	
	ASQN .....	9-10

## Air Handlers

•	Multi - Position Air Handlers	
	BLB, BLD, BLT, BL*W, BLCW, SL, SLW, SLCW .....	11-12
•	Multi - Position Modular Air Handlers	
	ELB, EFM, EFX, EFV .....	13-14
•	Ceiling Mounted Air Handlers	
	AHF*, AHK*, AHSK*, AHR*, AHL*, ATF*, ATH* .....	15-16
•	Double Blower Ceiling Mounted Air Handlers	
	HFD, HFP, HFW, HFC, HFCW .....	17-18
•	Wall Mounted Air Handlers	
	VL, VL*, VLL, VLDW .....	19-22

## Mobile Home Products

•	Down - Flow Mobile Home Modular Air Handler	
	ADFM .....	23-24
•	Un - Cased Mobile Home Coils	
	ASUM .....	25-26

## Gas Furnaces

•	80 % Furnaces	
	ABA .....	27-28
•	90 % - 92 % Down - Flow & Horizontal Furnaces	
	CSA .....	29-30
•	High Efficiency Condensing Furnaces	
	VSA, VSB, VSC .....	31-32

## Commercial Coils

•	Single Circuit	
	ASM .....	33-34
•	Split Circuit	
	ASH .....	35-36

## Condensers

•	14+ Seer R-410A Air Conditioners	
	4AC13, 4AC14, 4HP .....	37-38

## Index

.....	39-41
-------	-------

# Evaporator Coils

AllStyle has a variety of evaporator coils to rival any manufacturer. Each coil is carefully engineered and crafted to complement all OEM condensing units.

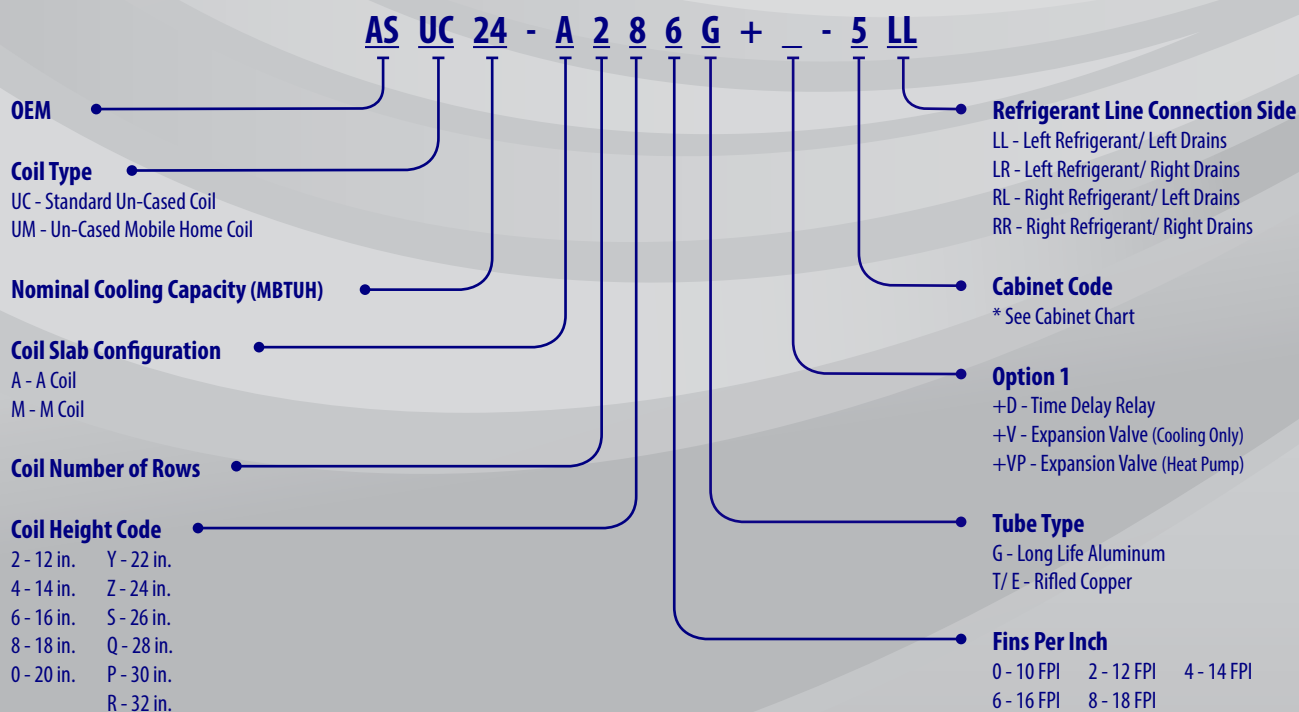
## Un-Cased Vertical Coils



"A" Coil

### Features:

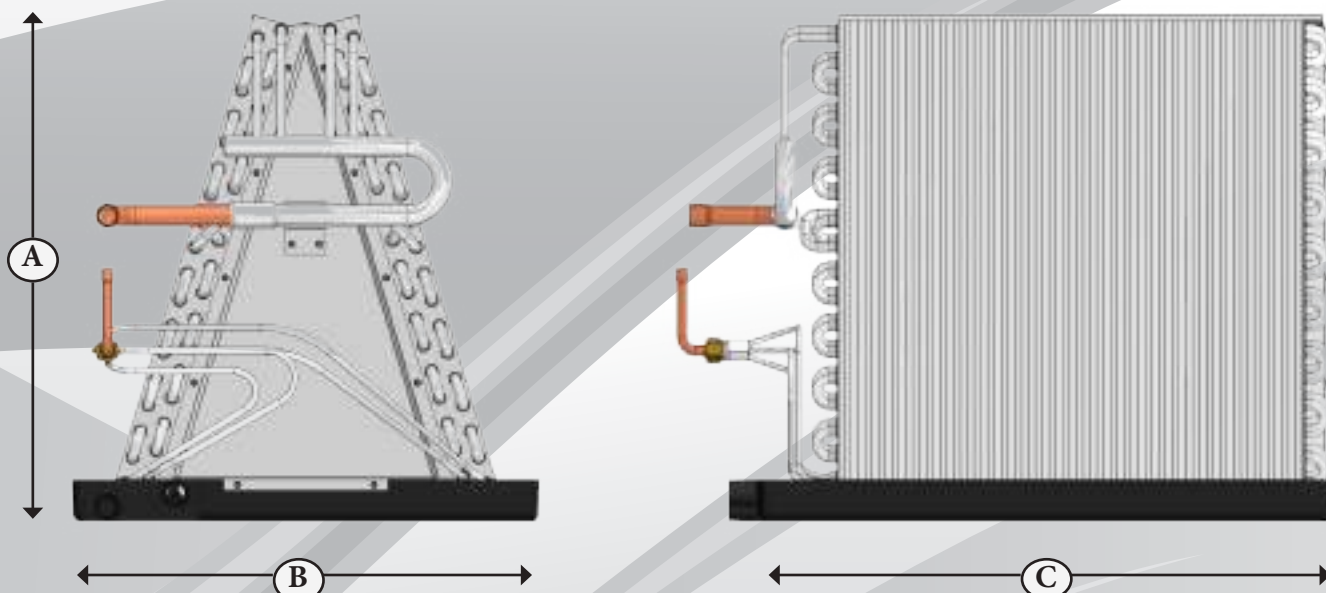
- Super-tough, pitched polycarbonate drain pan
- Left Hand Refrigerant and drain connections
- Flexible tube drain connection (Some Models)
- Exterior mounted metering device
- Factory or field installed TXV
- Coil elevated from condensate
- Long Life Aluminum or Rifled Copper tube
- Aluminum fins and end plates
- Pressure tested to 500 PSI
- Quick-Connect fittings are optional (AERO-QUIP #6 & #11)  
\*\* Add "QC" to Model number
- 3/8" Liquid Line connection
- Suction Line Connections  
3/4" on 1.5 to 3.0 Tons  
7/8" on 3.5 to 5.0 Tons



**\* Primary & Secondary drain tubes are included on select Mobile Home Coils**



# Evaporator Coils



Un-Cased Coil Dimensions			
Cabinet Code	Un-Cased Height A	Un-Cased Width B	Un-Cased Depth C
5	***	13.00"	19.50"
6	***	15.00"	19.50"
7	***	17.00"	19.50"
8	***	20.00"	19.50"
9	***	24.00"	19.50"

- Evaporator height determined by Model number and application
- Contact manufacturer for detailed specifications

Standard "M" Un-Cased Heights	
Coil	Un-Cased Height
ASUCXX - M224G	12.50"
ASUCXX - M226G	12.50"
ASUCXX - M244G	14.50"
ASUCXX - M246G	14.50"
ASUCXX - M264G	16.50"
ASUCXX - M266G	16.50"
ASUCXX - M284G	18.50"
ASUCXX - M286G	18.50"
ASUCXX - M204G	20.50"
ASUCXX - M206G	20.50"
ASUCXX - M2Y4G/ M2Y6G	22.50"
ASUCXX - M2Z4G/ M2Z6G	24.50"
ASUCXX - M2S4G/ M2S6G	26.50"



Up-Flow "M" Coil  
Patent Product

# Evaporator Coils

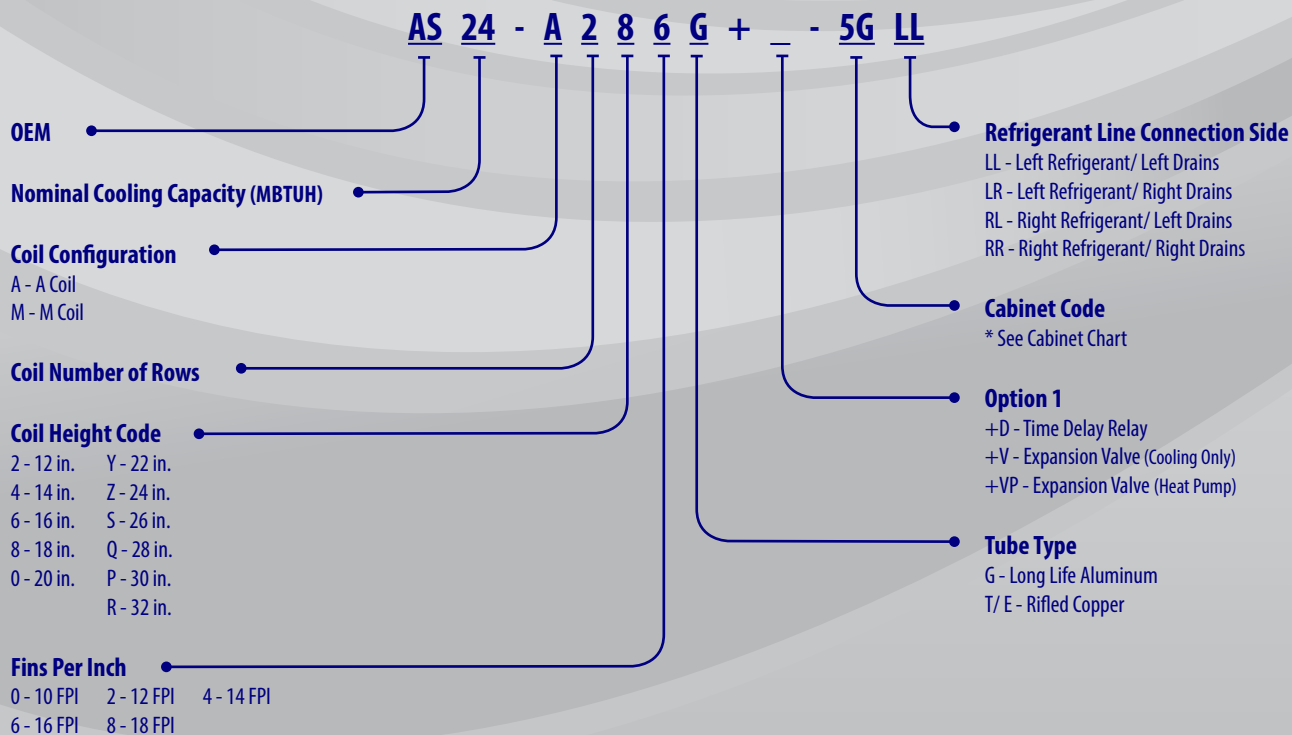
## Up-Flow Cased Coils



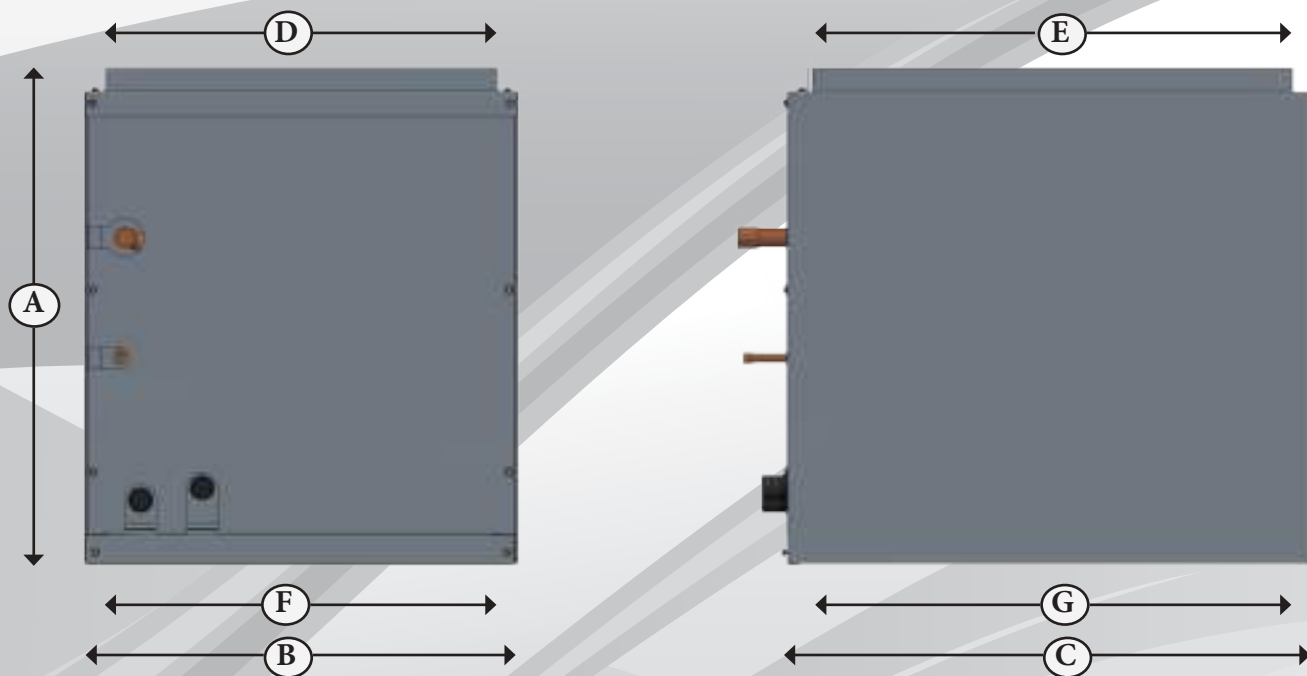
### Features:

- Embossed, galvanized steel case
- Long Life Aluminum or Rifled Copper tubing
- Corrosion resistant Aluminum end plates and fins
- Pressure tested to 500 PSI
- Standard polycarbonate drain pan
- Pitched drain pan with lower Heat Shield
- Insulated cabinet with reduced fiberglass exposure
- Indented cabinet panels
- Easy opening front access panel
- Metering device accessible from cabinet exterior

Cased Up-Flow with Painted Cabinet  
Patent Product



# Evaporator Coils



Cabinet Dimensions							
Cabinet Model	Cabinet Height - A	Cabinet Width - B	Cabinet Depth - C	Air Outlet Width - D	Air Outlet Depth - E	Air Inlet Width - F	Air Inlet Depth - G
5	***	14.50"	21.50"	12.75"	19.75"	13.00"	20.25"
5G	***	14.00"	21.50"	12.25"	19.75"	12.75"	20.25"
6	***	16.50"	21.50"	14.75"	19.75"	15.25"	20.25"
6S	***	17.25"	21.50"	15.50"	19.75"	16.00"	20.25"
6A	***	18.00"	21.50"	16.25"	19.75"	16.75"	20.25"
6H	***	15.50"	21.50"	13.75"	19.75"	14.50"	20.25"
6G	***	17.50"	21.50"	15.75"	19.75"	16.25"	20.25"
6R	***	17.50"	21.50"	15.75"	19.75"	16.25"	20.25"
7	***	18.50"	21.50"	16.75"	19.75"	17.25"	20.25"
7H	***	19.13"	21.50"	17.38"	19.75"	18.13"	20.25"
8S	***	20.50"	22.25"	18.75"	19.75"	19.25"	20.25"
8	***	21.25"	22.25"	19.50"	19.75"	20.25"	20.25"
8A	***	24.50"	22.25"	22.75"	19.75"	23.50"	20.25"
8G	***	21.00"	22.25"	19.25"	19.75"	20.00"	20.25"
8H	***	22.75"	22.25"	21.00"	19.75"	21.75"	20.25"
8Y	***	22.25"	22.25"	20.50"	19.75"	20.00"	20.25"
9	***	25.50"	22.25"	23.75"	19.75"	24.25"	20.25"
9G	***	24.50"	22.25"	22.75"	19.75"	23.50"	20.25"

- \*\*\* - Coil height determined by Evaporator Model and application
- Contact manufacturer for detailed specifications

# Evaporator Coils

## Horizontal Slab Coils



### Features:

- Insulated embossed, galvanized steel case
- Long Life Aluminum or Rifled Copper tubing
- Corrosion resistant aluminum fins and end plates
- Pressure tested to 500 PSI
- Polycarbonate drain pan
- Factory installed Thermal Expansion Valve
- Dual rated for R-22 and R-410a
- 5 - Year Functional Parts Warranty
- 3/4" MPT. Drain Connections
- 3/8" Liquid Line
- Suction Line Connections
  - 3/4" on 1.5 to 3.0 Tons
  - 7/8" on 3.5 to 5.0 Tons

**AS H 24 - 20 3 4 G + \_ - 5B**

**OEM**

**Cabinet Type**

H - Standard Slab Coil

HL - Low Profile Horizontal Slab Coil

**Nominal Cooling Capacity (MBTUH)**

**Slab Coil Length**

**Coil Number of Rows**

**Fins Per Inch**

0 - 10 FPI    2 - 12 FPI    4 - 14 FPI

6 - 16 FPI    8 - 18 FPI

**Cabinet Code**

\* See Cabinet Chart

**Option 1**

+D - Time Delay Required

+V - Expansion Valve (Cooling Only)

+VP - Expansion Valve (Heat Pump)

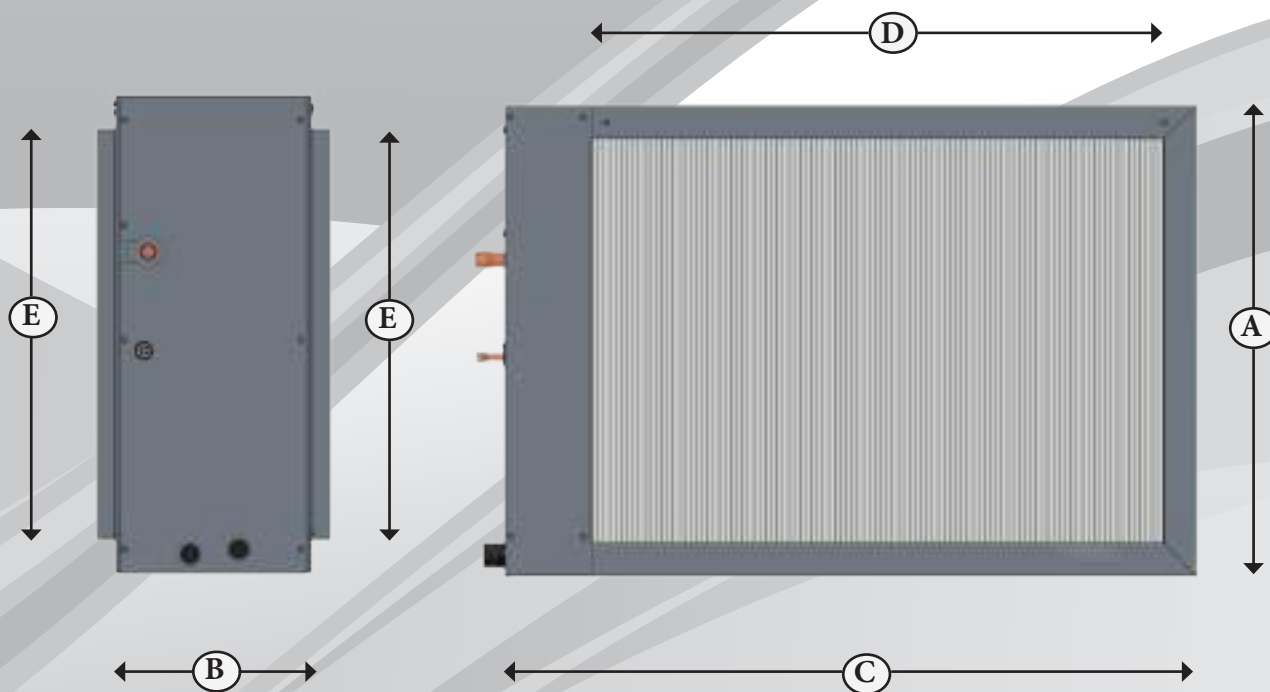
**Tube Type**

G - Long Life Aluminum

T/E - Rifled Copper

# Evaporator Coils

## Horizontal Slab Coils




"ASH" Cabinet Dimensions						
Cabinet Code	Coil Selection	Cabinet Height - A	Cabinet Width - B	Cabinet Length - C	Plenum Length - D	Plenum Height - E
5	ASHXX - 17XXT - 5	24.50"	10.00"	23.00"	16.00"	21.00"
5B	ASHXX - 20XXT - 5B	24.50"	10.00"	25.00"	16.00"	21.00"
6	ASHXX - 24XXT - 6	24.50"	10.00"	31.00"	24.00"	21.00"
6B	ASHXX - 28XXT - 6B	24.50"	10.00"	33.00"	24.00"	21.00"
7	ASHXX - 30XXT - 7	24.50"	10.00"	36.00"	30.00"	21.00"
7B	ASHXX - 34XXT - 7B	24.50"	10.00"	38.50"	34.00"	21.00"

"ASHL" Cabinet Dimensions						
Coil Model	Nominal Tonnage	Cabinet Height - A	Cabinet Width - B	Cabinet Length - C	Plenum Length - D	Plenum Height - E
ASHL24 - 2622T	2.0	20.50"	10.00"	31.00"	20.00" - 22.00"	17.00"
ASHL36 - 2632T	3.0	20.50"	10.00"	31.00"	20.00" - 22.00"	17.00"
ASHL48 - 3032T	4.0	20.50"	10.00"	33.00"	20.00" - 22.00"	17.00"
ASHL60 - 3040T	5.0	20.50"	10.00"	33.00"	28.00"	17.00"



# Evaporator Coils

## Horizontal Plenum Coils

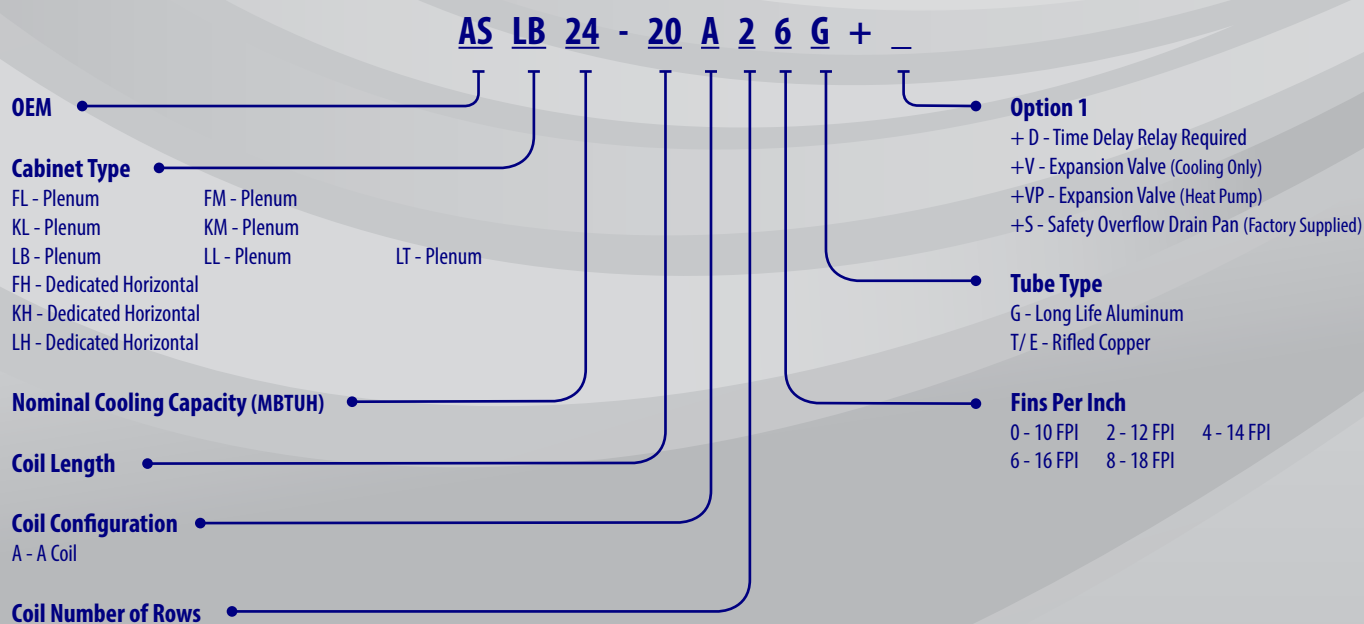


Plenum Duct holes are cut by contractors per building specifications

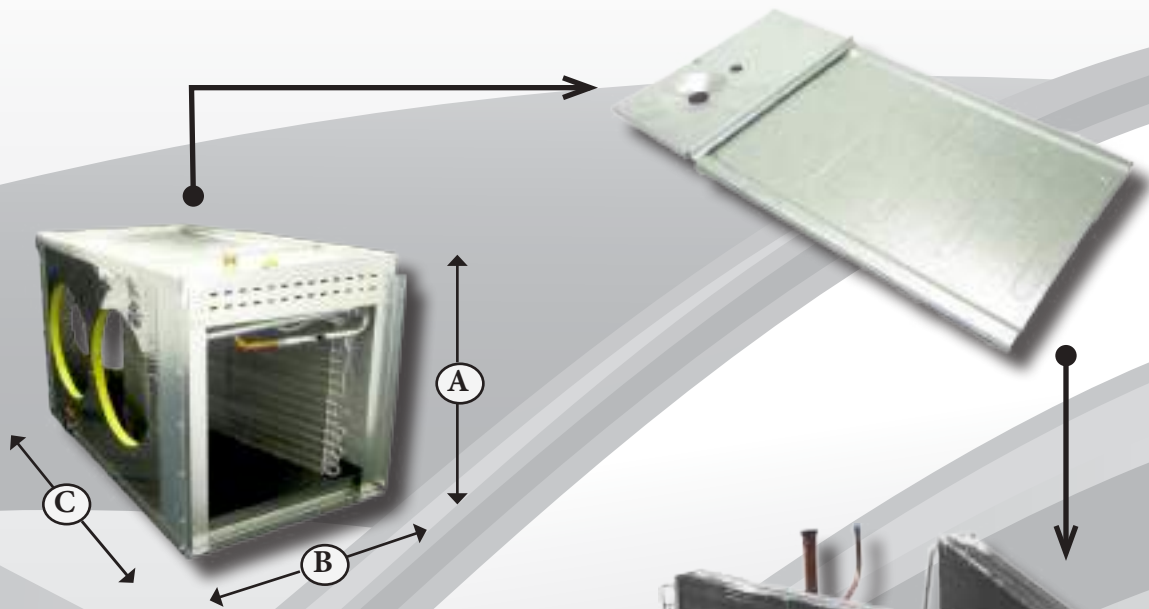
Plenum Coil with cut - outs  
Patent Product

### Features:

- Cleanable, mold-resistant interior surface
- Fiberglass removed from the air stream
- Pitched, polycarbonate drain pan elevates coil from the condensate
- Top Left and Right Refrigerant drain connections
- Superior air flow compared to other Horizontal coils
- Easily removable top panel with locking air seal and K.O. for UV light
- Factory installed Thermal Expansion Valve
- Rated for R-22 and R-410a
- Long Life Aluminum or Rifled Copper Tube option
- Enhanced Aluminum Fins
- Heavy, Aluminum end plates vs galvanized steel
- Pressure tested to 500 PSI
- Plenum coil combines an adjustable inlet adapter, cooling coil, and supply plenum into one easy install
- Fits furnace 17" to 23" wide (Adjustments plates included)




## Evaporator Coils



Model	Cabinet Height - A	Cabinet Width - B	Cabinet Length - C
ASLT	18.25"	20.25"	26.25"
ASLB	18.25"	20.25"	34.375"
ASLL	18.25"	20.25"	40.375"
ASFM	22.25"	20.25"	34.375"
ASFL	22.25"	20.25"	40.375"
ASKM	26.25"	20.25"	34.375"
ASKL	26.25"	20.25"	40.375"

*Plenum Coils feature convenient modular construction to facilitate installation & maintenance*



Auxiliary Safety Pan

## New StyleQuest Multi-Position Coils



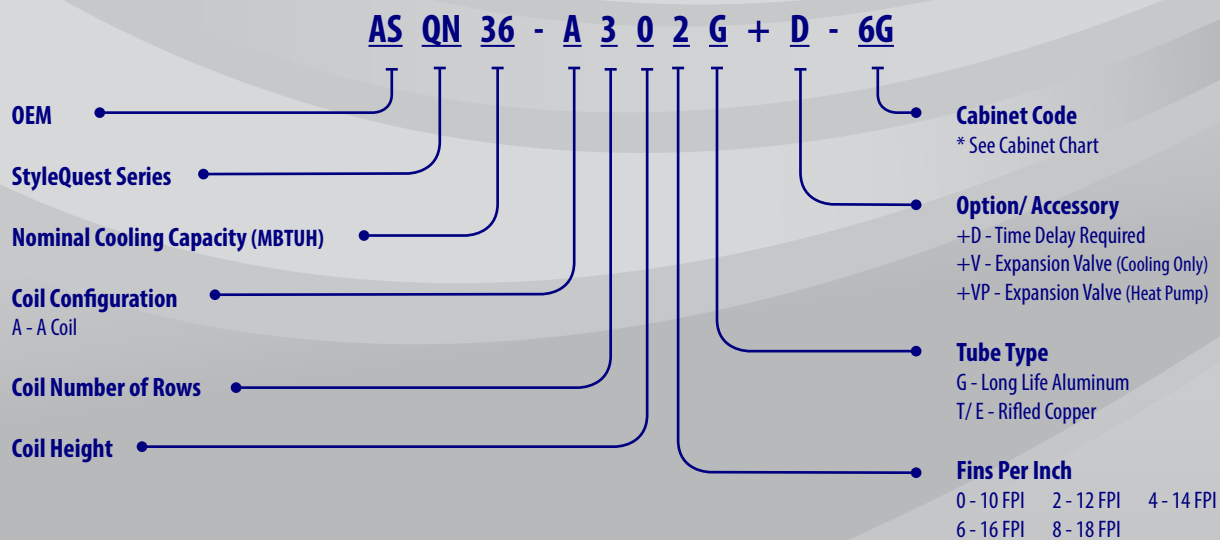
New StyleQuest Multi-Position Coil  
Patent Product

### Features:

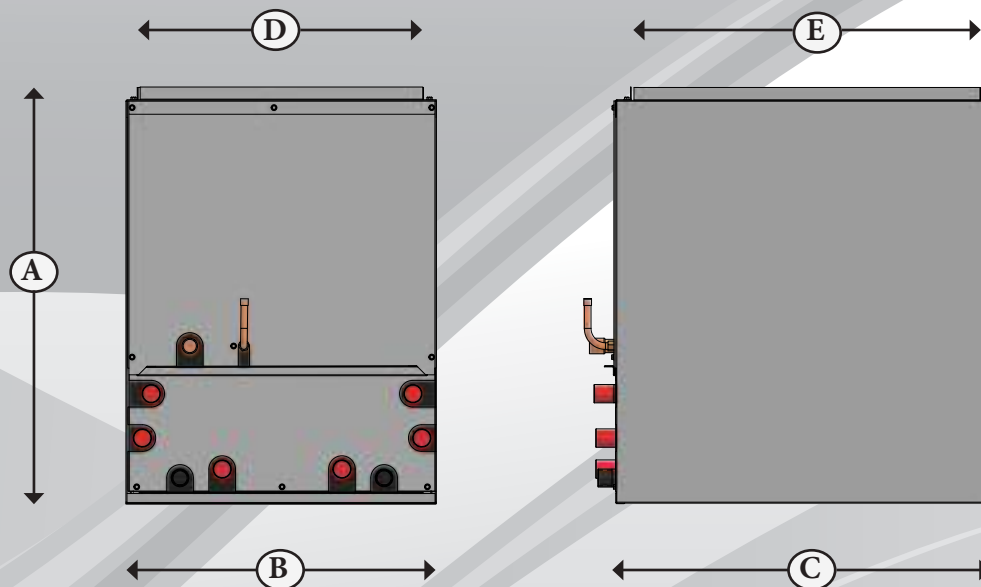
- Multi-Position
- Up-Flow Horizontal Right or Up-Flow Horizontal Left  
Order your desired configuration
- Fully insulated embossed, galvanized cabinet
- Polycarbonate drain pans (Left, Right, and Vertical)
- Dual drain connections on each drain pan
- Long Life Aluminum or Rifled Copper tube option
- Aluminum fins and end plates
- Orifice Refrigerant Metering, Standard

### Optional Features:

- Thermal Expansion Valves
- Powder painted cabinet
- Heat Pump application



# Evaporator Coils



Cabinet Dimensions								
Cabinet Code	Cabinet Height - A				Cabinet Width - B	Cabinet Depth - C	Opening Width - D	Opening Depth - E
	Coils 14" - 16"	Coils 18" - 20"	Coils 22" - 24"	Coils 26" - 30"				
*ASQN - 5	21.25"	25.25"	28.75"	34.75"	14.50"	21.50"	13.25"	20.25"
*ASQN - 5G	21.25"	25.25"	28.75"	34.75"	14.00"	21.50"	12.25"	20.25"
**ASQN - 6	21.25"	25.25"	28.75"	34.75"	16.50"	21.50"	15.25"	20.25"
**ASQN - 6G	21.25"	25.25"	28.75"	34.75"	17.50"	21.50"	15.75"	20.25"
**ASQN - 6A	21.25"	25.25"	28.75"	34.75"	17.75"	21.50"	16.50"	20.25"
**ASQN - 8	21.25"	25.25"	28.75"	34.75"	21.50"	21.50"	20.00"	20.25"
**ASQN - 8G	21.25"	25.25"	28.75"	34.75"	21.00"	21.50"	19.25"	20.25"
**ASQN - 8Y	21.25"	25.25"	28.75"	34.75"	22.25"	21.50"	21.00"	20.25"
**ASQN - 8A	21.25"	25.25"	28.75"	34.75"	24.75"	21.50"	23.50"	20.25"
**ASQN - 9G	21.25"	25.25"	28.75"	34.75"	24.50"	21.50"	22.75"	20.25"

- Specify StyleQuest cabinet when ordering
- Specify Right or Left drain pan and refrigerant
- \*5 & 5G Cabinet accommodates (1) Horizontal drain pan Only (RH or LH)
- \*\*6 - 9G Cabinet accommodates (2) Horizontal drain pans, if desired
- Specifications may change without notice

## Multi-Position Air Handler



### Features:

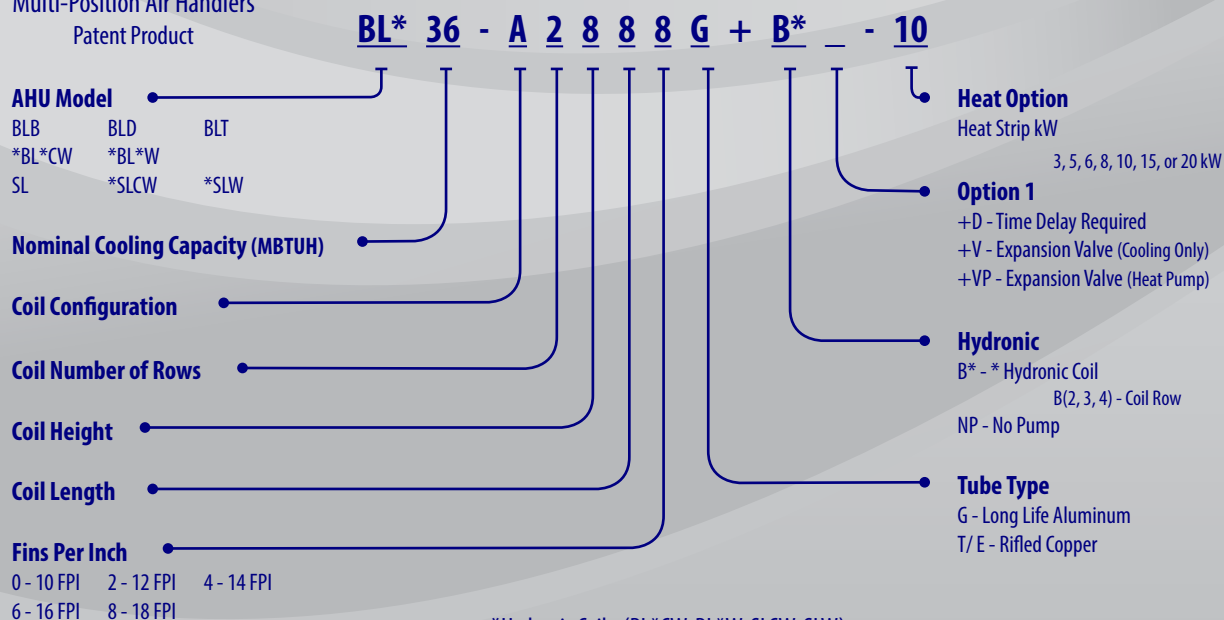
- Multi-Position Up-Flow and Horizontal (Units comes Up-Flow, Horizontal Left or Horizontal Right) (Field convertible to the opposite Horizontal direction)
- Attractive, powder painted exterior
- Fully insulated cabinet
- 208/ 230 VAC operation
- Time Delay Relay and Control Transformer
- Multi-Speed Direct Drive Blower
- SL\* air flow from 600 to 1600 CFM
- BLT\* air flow from 1200 to 2000 CFM
- BLD\* air flow from 1200 to 2000 CFM
- BLB\* air flow from 1200 to 2000 CFM

### Optional Features:

- Factory installed Thermal Expansion Valve
- Optional factory installed Electric Heat 3, 5, 6, 8, 10, 15, or 20 kW
- Electrical Disconnect is standard with 15 and 20 kW heaters
- Slide in Long Life Aluminum or Copper DX Coils available
- Field installed Heat kits available from 3 kW - 20 kW

"BLT" / "BLD" / "BLB" / "SL"

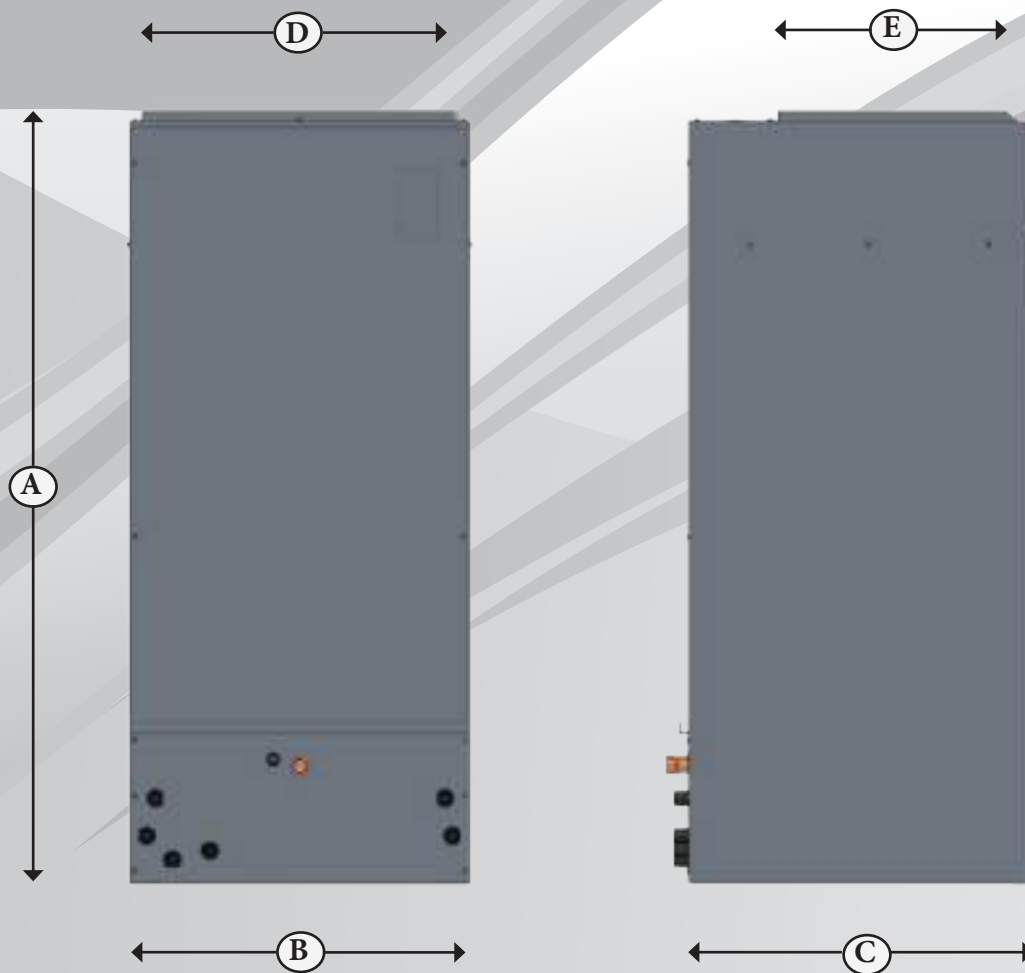
Multi-Position Air Handlers  
Patent Product



- \*Hydronic Coils (BL\*CW, BL\*W, SLCW, SLW)



## Multi-Position Air Handler



Cabinet Dimensions					
Model	Cabinet Height - A	Cabinet Width - B	Cabinet Depth - C	Supply Width - D	Supply Depth - E
SL 18 - 36	45.00"	19.75"	21.75"	18.25"	15.00"
BLT 42 - 60	51.00"	22.00"	23.00"	20.50"	15.50"
BLD 48 - 60	51.00"	22.00"	26.75"	20.50"	19.50"
BLB 48 - 60	55.00"	22.00"	26.75"	20.50"	19.50"

## Multi-Position Modular Air Handler



### Features:

- Multi-Position Modular Air Handler
- Cabinet matches with AHRI Rated Coils
- Powder painted exterior
- Internal 1" Filter Rack
- Compact design
- 208/ 230 VAC operation
- 24 volt Control Transformer
- Fully insulated cabinet interior
- Long Life Aluminum or Rifled Copper tube

### Optional Features:

- Electric Heat 3, 5, 6, 8, 10, 15, or 20 kW
- Twin Circuit protection provided on 15 & 20 kW models
- Field installed Heat kits available from 3 kW - 20 kW

### EFM 3D - 10

#### AHU Model

EFM	EFV (Variable Speed Motor)
ELB	EFX (High Efficiency Motor)
*EFW	*ELW

#### Blower Drive Nominal Capacity

2D	- 1.5 to 2.0 Tons
3D	- 2.5 to 3.0 Tons
4D	- 3.5 to 4.0 Tons
5D	- 5.0 Tons

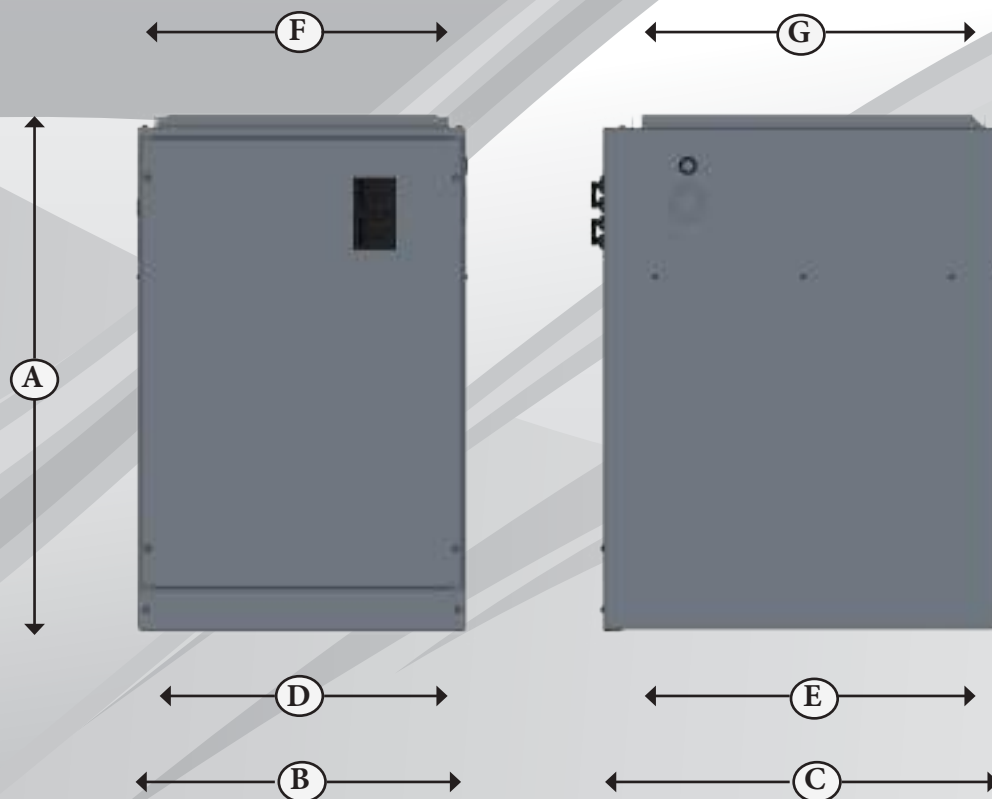
#### Heat Option/ Accessory

Heat Strip kW

3, 5, 6, 8, 10, 15, or 20 kW

- \*EFW/\*ELW - Hydronic Coils

## Multi-Position Modular Air Handler



Cabinet Dimensions							
Model	Cabinet Height - A	Cabinet Width - B	Cabinet Depth - C	Return Width - D	Return Depth - E	Supply Width - F	Supply Depth - G
ELB	27.00"	17.25"	21.50"	17.25"	19.50"	16.75"	19.25"
EFM	27.00"	21.25"	21.50"	19.50"	19.50"	19.50"	19.25"

## Ceiling Mounted Air Handlers

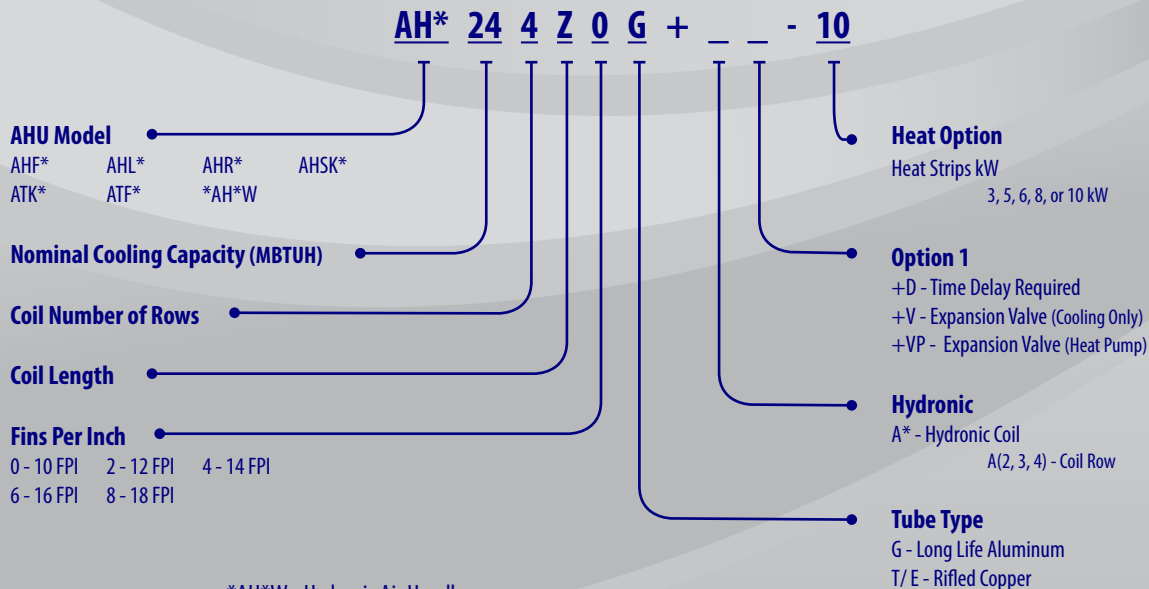


Mounted "AH\*" Air Handlers  
Patent Product

### Features:

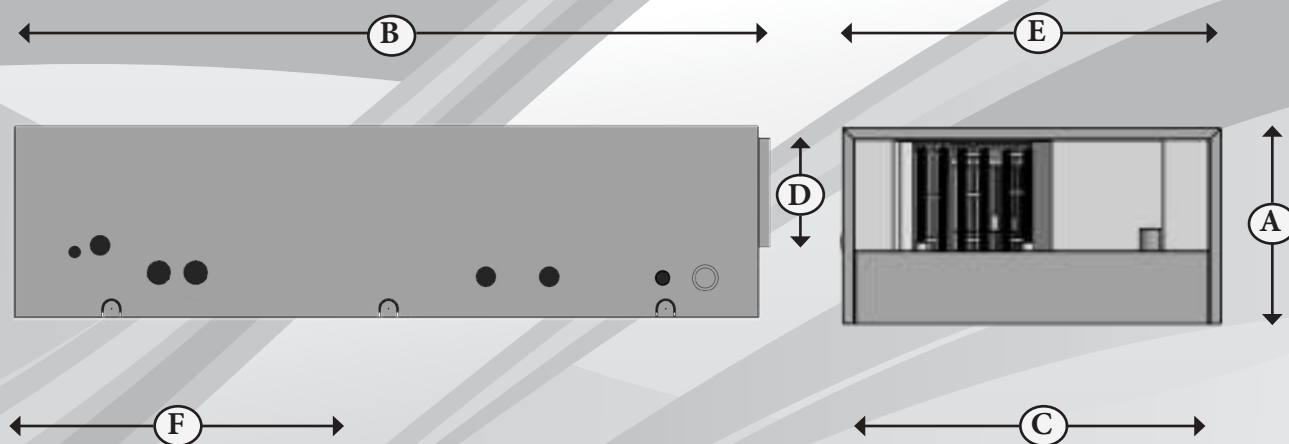
- Designed for installation in a furred down or dropped ceiling area
- Cooling Only, Cooling and Electric Heating, or Heat Pump with Electric back up
- Optional factory installed Electric Heat of either 3, 5, 6, 8, or 10 kW
- Cooling Capacities 1, 1.5, 2.0, 2.5, or 3.0 Nominal Tons
- Orifice Refrigerant metering is standard with Thermal Expansion Valves optional

- Standard Internal Filter Rack
- Factory installed Time Delay Relay
- Pre-punched side mounting tabs for easier installations
- Long Life Aluminum or Rifled Copper tube
- Aluminum fins and end plates
- Powder coated, hinged access panels must be ordered separately
- Fully insulated embossed, galvanized steel cabinets



- \*AH\*W - Hydronic Air Handler
- \*When Ordering, Specify "R" or "L" (Right or Left), for Installation of Side Discharge and Drain Connections
- \*AHR\* / AHL\* Side Discharge Units

## Ceiling Mounted Air Handlers



Cabinet Dimensions										
Model	Nominal Tonnage	Cabinet Height - A	Cabinet Length - B	Cabinet Width - C	Plenum Height - D	Plenum Width - E	Optional Return Opening - F	Access Grille Width	Access Grille Length	Filter Size
AHF*	1, 1 1/2, 2, & 2 1/2	12.00"	47.00"	22.50"	8.00"	21.50"	21.00" x 7.50"	27.25"	51.25"	20.00" x 20.00"
AHSK*	1 - 3 Tons	12.00"	55.00"	22.50"	8.00"	21.50"	21.00" x 7.50"	27.25"	59.25"	20.00" x 20.00"


Cabinet Dimensions										
Model	Nominal Tonnage	Cabinet Height - A	Cabinet Length - B	Cabinet Width - C	Plenum Height - D	Plenum Width - E	Optional Return Opening - F	Access Grille Width	Access Grille Length	Filter Size
ATF*	1, 1 1/2, 2, & 2 1/2	16.00"	47.00"	22.50"	12.00"	20.50"	20.00" x 11.50"	27.25"	51.25"	20.00" x 20.00"
ATK*	3 Tons	16.00"	51.00"	22.50"	12.00"	20.50"	20.00" x 11.50"	27.25"	55.25"	20.00" x 20.00"



## Double Blower Ceiling Mounted Air Handlers



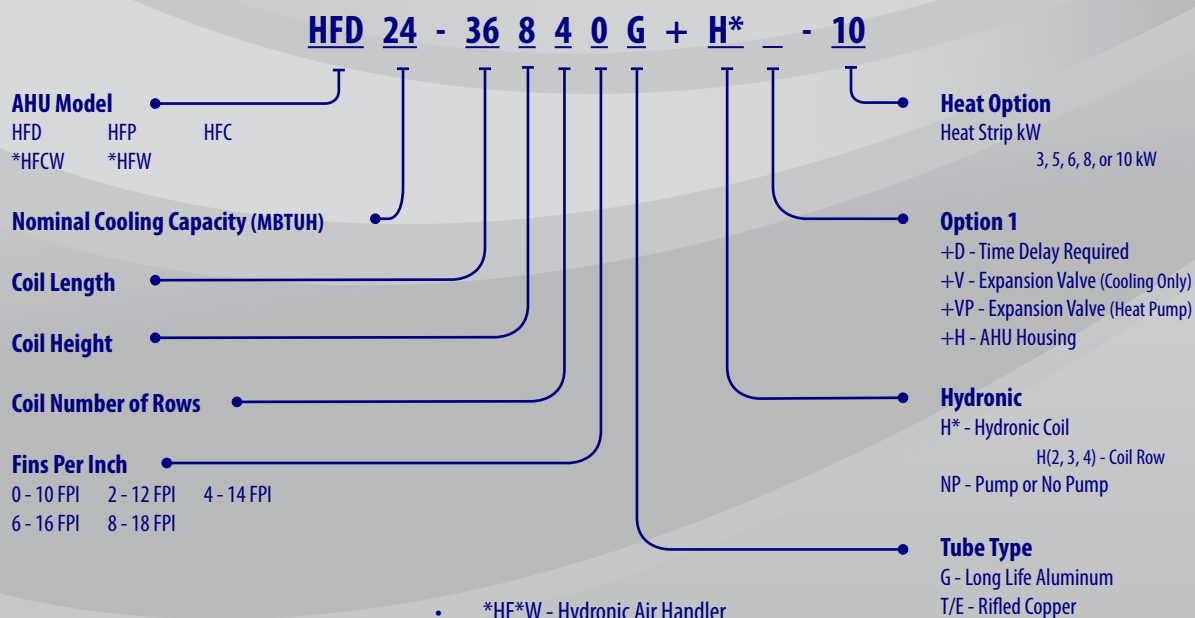
Easy access to service lines



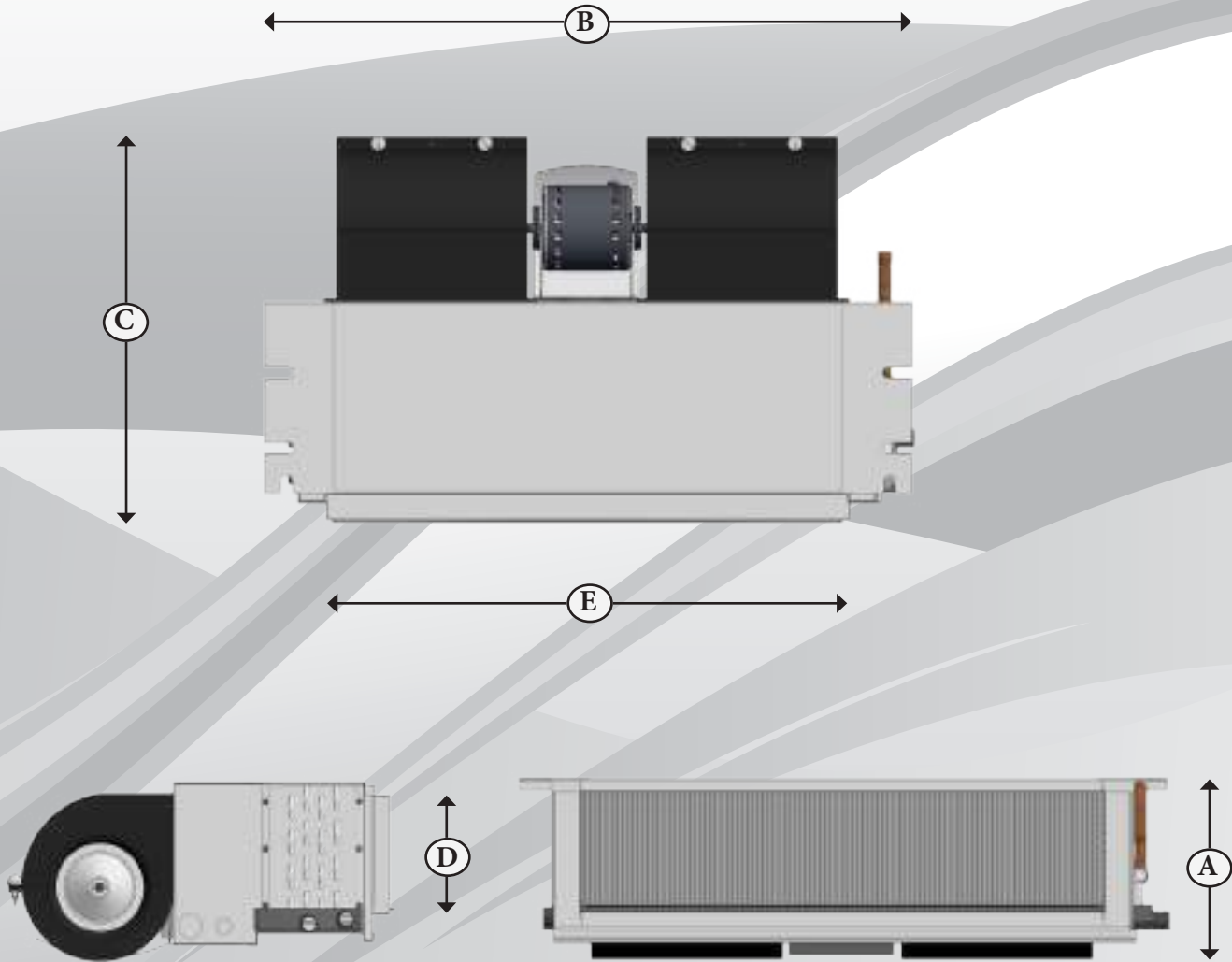
Blower Housing is easily removable for blower motor access.

### Features:

- Designed for concealed installation in furred down ceilings
- Requires a Sealed Return Air Space
- Optional Long Life Aluminum or Copper DX Coils for Cooling Only or factory installed Electric Heat (208/ 230 VAC)
- Unique polymer blower scroll separates for easy blower wheel and motor removal
- Corrosion resistant polycarbonate drain pan
- DX Coil, Electric Heat, motor, blower wheel, and polycarbonate drain pan are all serviceable from the bottom
- Rugged, durable, and easy to service



• \*HF\*W - Hydronic Air Handler



Cabinet Dimensions					
MODEL	Cabinet Height - A	Cabinet Width - B	Cabinet Depth - C	Plenum Height - D	Plenum Width - E
HF**	10.00"	37.25"	20.50"	7.00"	30.00"
	10.00"	43.25"	20.50"	7.00"	36.00"
	10.00"	49.25"	20.50"	7.00"	42.00"

## Wall Mounted Air Handlers

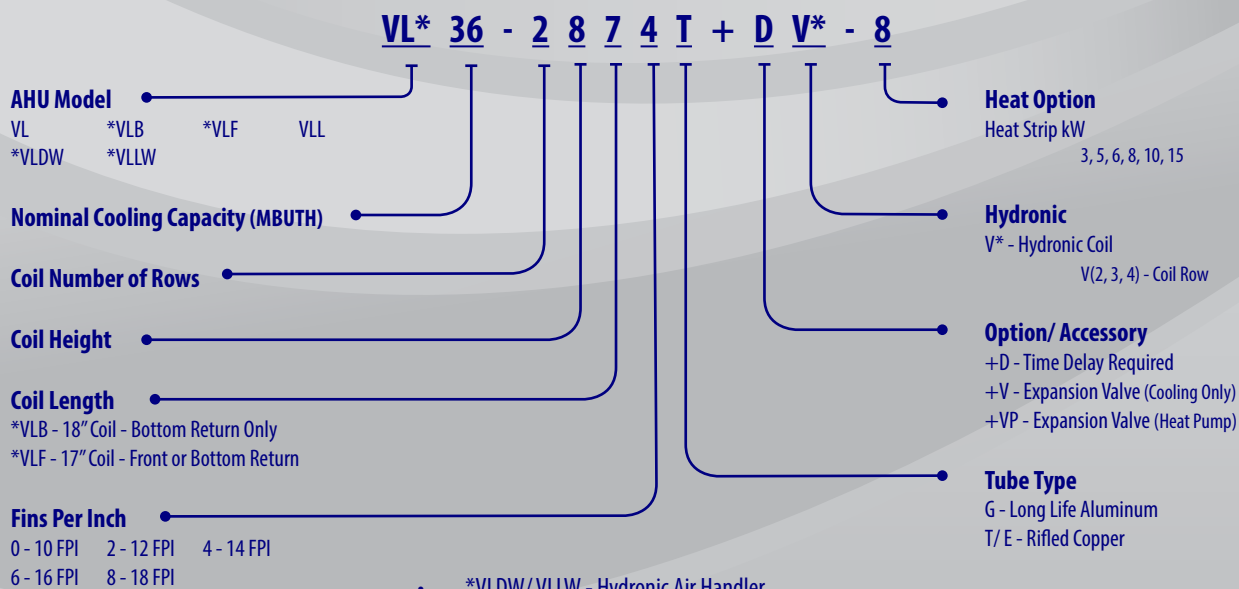


### Features:

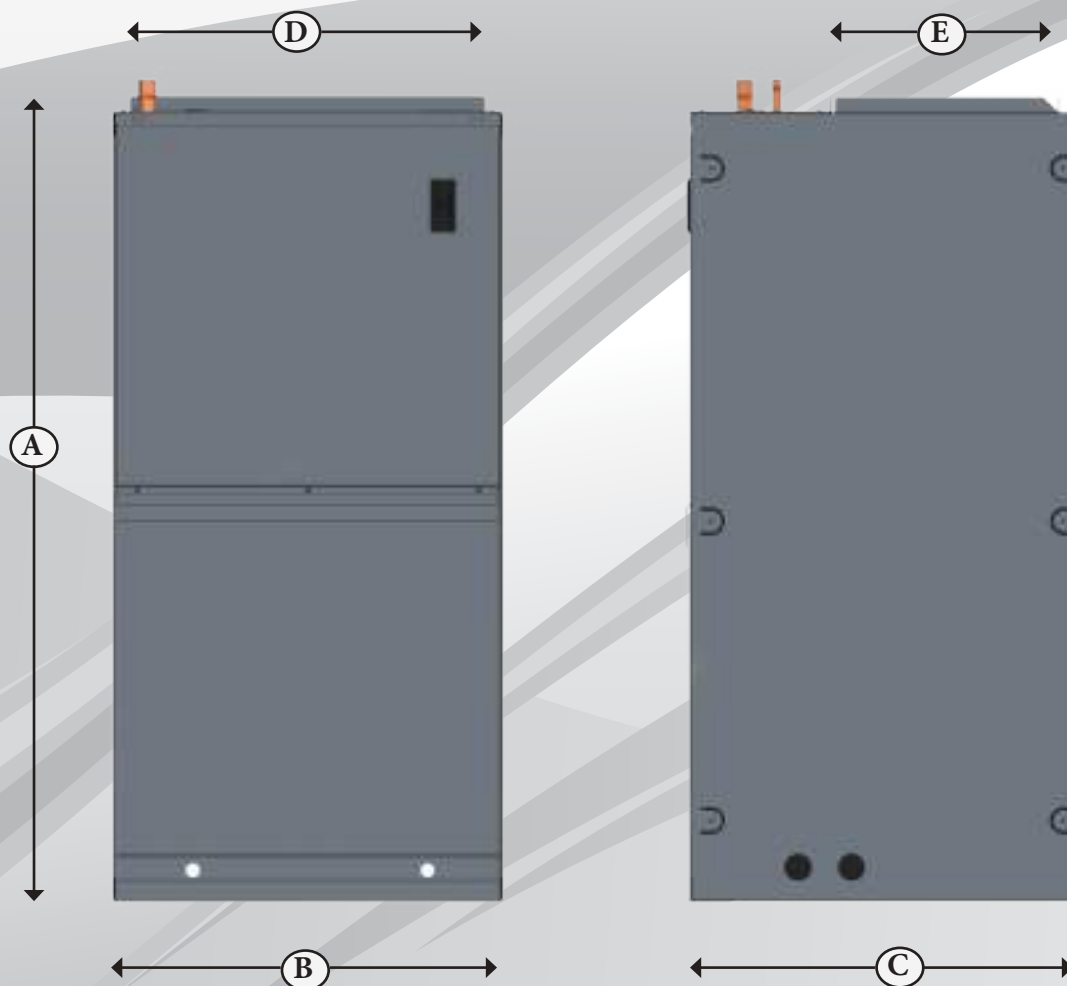
- Vertical Up-Flow application (See VL\* Applications on Pages 23 - 24)
- Front Return Air
- Fully insulated cabinet
- Tabs for stud or wall mounting are stamped into cabinet exterior
- Long Life Aluminum or Copper DX Coils
- Aluminum fins and end plates
- 1.0 to 3.0 Tons Cooling Capacity
- 3/4" MPT Primary and Secondary drains
- 3/8" Liquid Refrigerant Line
- 3/4" Suction Refrigerant Line
- Time Delay Relay
- 24 volt Control Transformer
- 208/ 230 VAC operation

### Optional Features:

- Factory or field install Heat Pump TXV and Check Valve
- Lower Coil panel for Bottom Return
- Front Return Grilles
- Factory installed Electric Heat, Disconnect, and Float Switch
- \*Freeze - Stat or Enter Water T - Stat



- \*VLDW/ VLLW - Hydronic Air Handler
- \*VLB - 18" Coil - Bottom Return Only
- \*VLF - 17" Coil - Front or Bottom Return

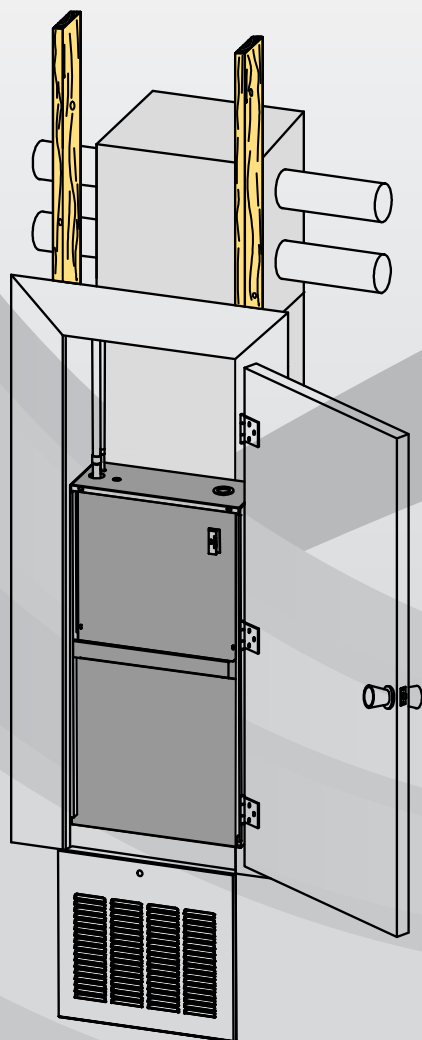


Cabinet Dimensions						
Model	Cabinet Height - A	Cabinet Width - B	Cabinet Depth - C	Plenum Width - D	Plenum Depth - E	Filter Size
VL 18 - 24	36.75"	18.25"	18.25"	16.50"	10.50"	18" x 18" x 1"
VLD (B,F) 18 - 36	40.00"	20.00"	23.00"	18.50"	16.00"	20" x 20" x 1"
VLDW (D,B,F) 18 - 36	40.00"	20.00"	23.00"	18.50"	16.00"	20" x 20" x 1"
VLL 30 - 36	40.00"	24.00"	24.00"	22.25"	18.00"	24" x 24" x 1"

OPTIONAL RETURN GRILLE		
Model	Height	Width
UNIT MOUNTED GRILLES		
RTS - 1AS (VL)	38.00"	20.50"
RTS - 2AS (VL*)	41.50"	22.50"
WALL MOUNTED GRILLES		
RTU - 1AS (VL)	41.75"	22.75"
RTU - 2AS (VL*, VL*W)	44.75"	24.75"

# Air Handlers

## VL\* Applications



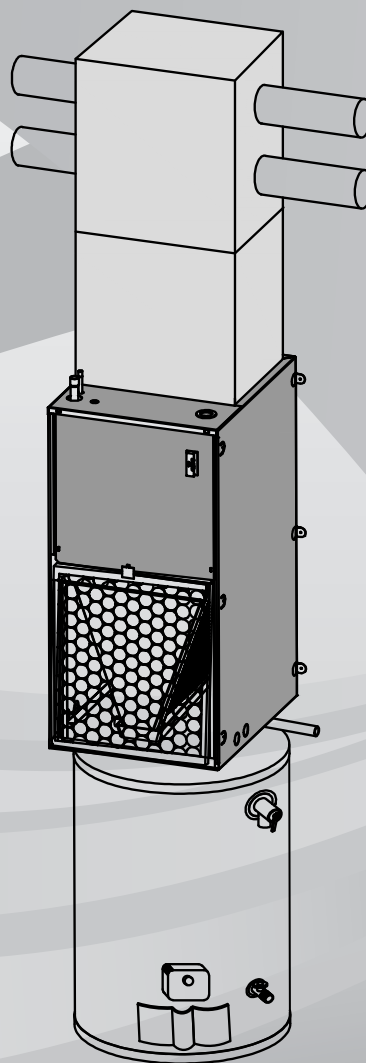
VL\* Air Handler Installed in Closet

To install the VL\* unit into the closet, remove bottom duct board and install a solid bottom door panel. Then install a filter grille below.

VL\* Bottom Door Panel

Part #

- VL\* - LCP - 1AS
- VL\* - LCP - 2AS

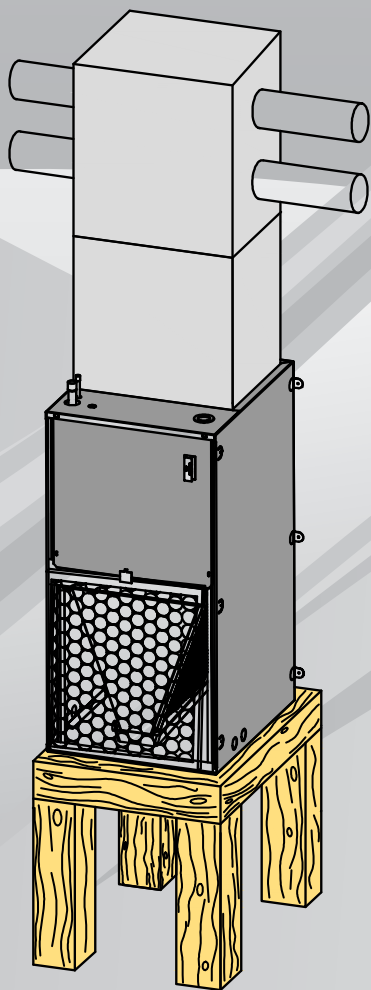


VL\* Air Handler Installed Above a Water Heater

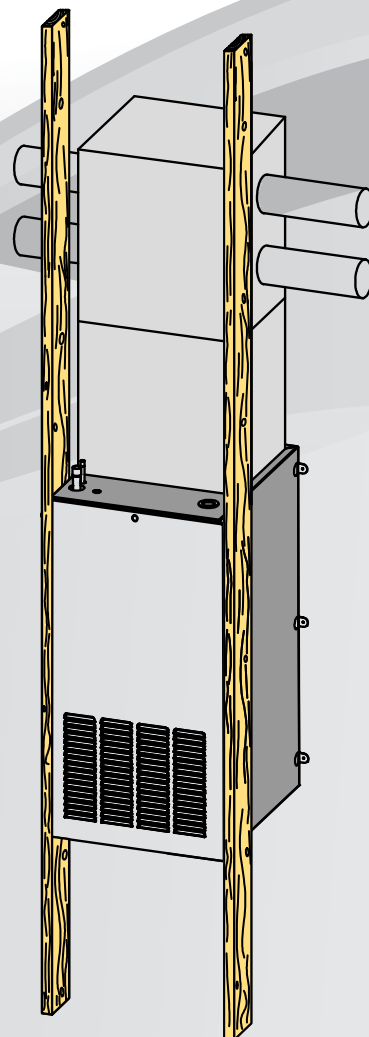
To install the VL\* unit above a hot water heater, take solid panel off and install filter in front of the unit.



# Air Handlers



VL\* Air Handler Attached to Back Wall  
OR  
Mounted on a Platform in Utility Room



VL\* Air Handler Installed in a  
Stud / Wall Mount  
Application

Filter Panel Available in  
Various Sizes

## Mobile Home Modular Air Handlers



Mobile Home Coil  
Patent Product

### Features:

- Designed specifically for Mobile Home use
- Down-Flow application
- 3.0 - 5.0 Ton Capacity
- Available with Electric Heat up to 20 kW
- High Efficiency, Heavy Wall, Long Life Aluminum or Copper DX Coils
- Attractive, powder coated painted exterior
- Field installation Heat kits available from 3 kW - 20 kW



### ADFM 4D - 10

Mobile Home AHU Model  
ADFM

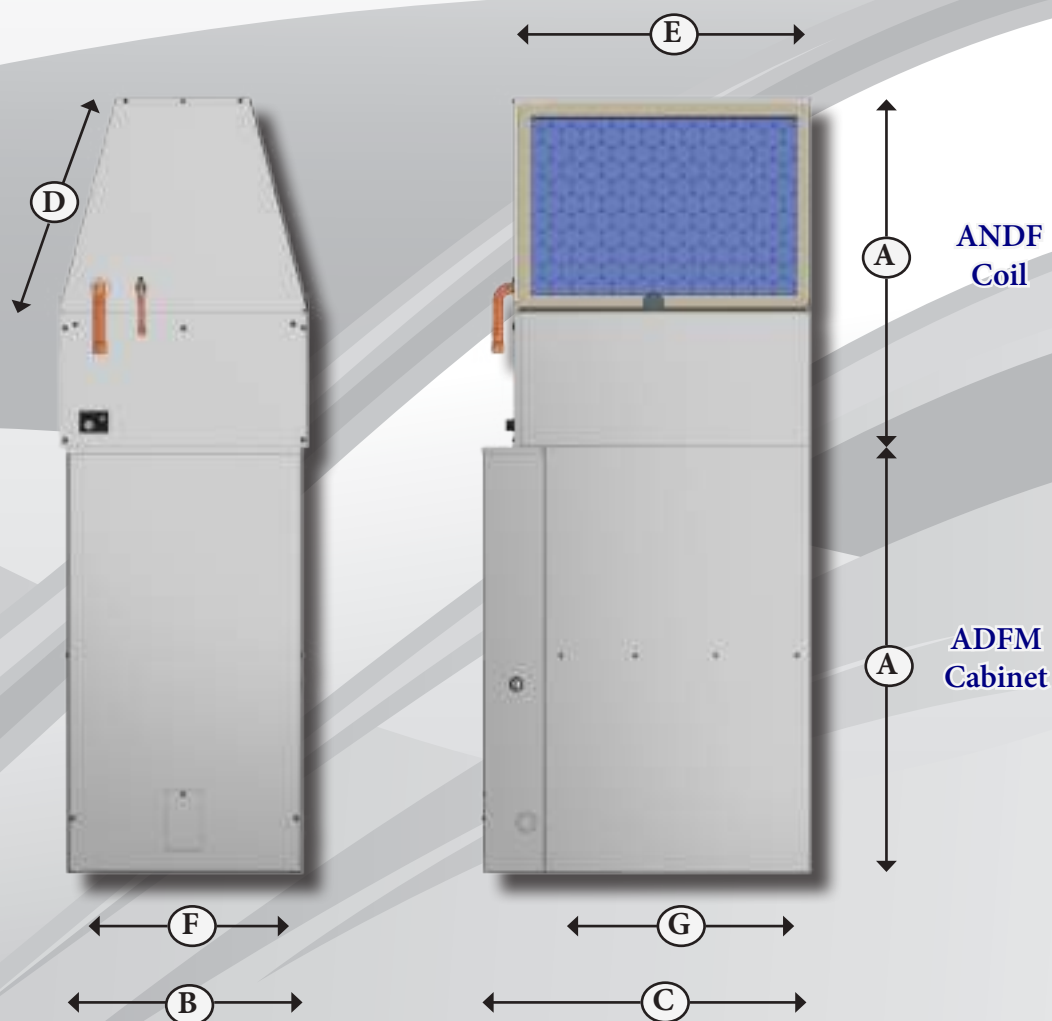
#### Blower Drive Nominal Capacity

3D - 2.0 to 3.0 Tons  
4D - 3.5 to 4.0 Tons  
5D - 5.0 Tons

#### Heat Option/ Accessory

Heat Strip kW  
3, 5, 6, 8, 10, 15, or 20 kW






Cabinet & Coil Dimensions							
Model	Cabinet			Return/ Filters (x2)		Supply (Downflow)	
	Height - A	Width - B	Depth - C	Width - D	Depth - E	Width - F	Depth - G
ADFM - 3D	31.50"	17.50"	23.75"	16.00"	20.00"	15.50"	16.00"
ADFM - 4D	31.50"	17.50"	23.75"	16.00"	20.00"	15.50"	16.00"
ADFM - 5D	31.50"	20.50"	23.75"	16.00"	20.00"	15.50"	16.00"
ANDF Coil							
ANDF (3D-4D)	26.00"	18.50"	20.25"	16.00"	20.00"	15.50"	16.00"
ANDF (5D)	32.00"	20.50"	20.25"	20.00"	20.00"	15.50"	16.00"

- Note: ADFM Air Handlers & the ANDF Coil are ordered separately to provide a variable of options

## Un-Cased Mobile Home Coils



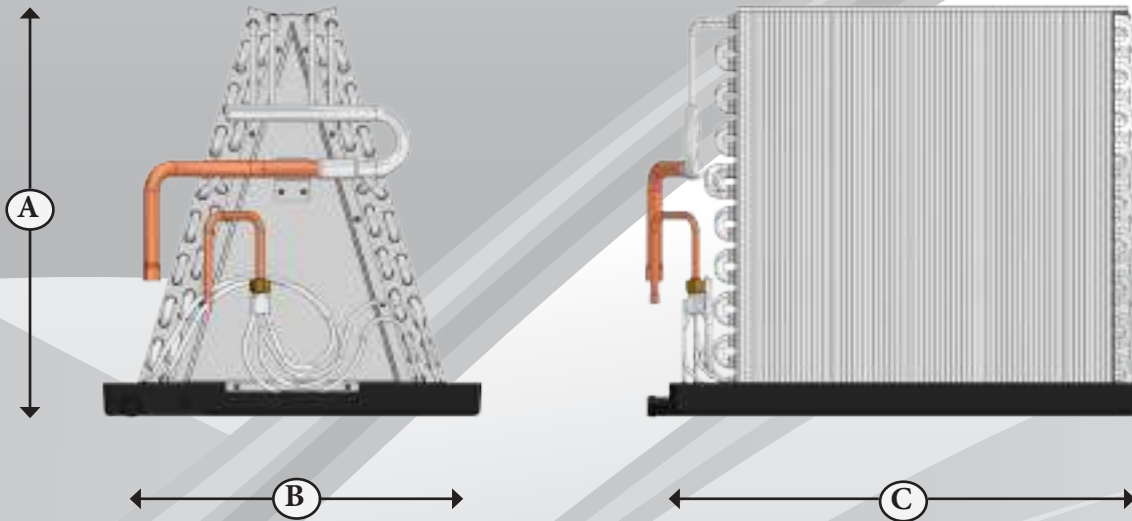
Standard Un-Cased Mobile Home Coil

### Features:

- Super-tough pitched polycarbonate drain pan
- Left Hand refrigerant and drain connections
- Flexible tube drain connection
- Exterior mounted metering device
- Factory or field installed TXV
- Coil elevated from condensate
- Long Life Aluminum or Rifled Copper tube
- Aluminum fins and end plates
- Pressure tested to 500 PSI
- R-410A compatible
- Quick-Connect fittings are optional  
(AERO-QUIP #6 & #11)  
\*\* Add 'QC' to Model number
- 3/8" Liquid Line connection
- Suction Line Connections  
3/4" on 1.5 to 3.0 Tons  
7/8" on 3.5 to 5.0 Tons

**AS UM 36 - A 3 8 4 G + \_ RR**

<p><b>OEM</b></p> <p><b>Coil Type</b> UM - Standard Un-Cased Mobile Home Coil</p> <p><b>Nominal Cooling Capacity (MBTUH)</b></p> <p><b>Coil Configuration</b> A - A Coil M - M Coil</p> <p><b>Coil Number of Rows</b></p> <p><b>Coil Height Code</b> 2 - 12 in.    Y - 22 in.    R - 32 in. 4 - 14 in.    Z - 24 in. 6 - 16 in.    S - 26 in. 8 - 18 in.    Q - 28 in. 0 - 20 in.    P - 30 in.</p>	<p><b>Refrigerant Line Connection</b> LL - Left Refrigerant/ Left Drains LR - Left Refrigerant/ Right Drains RL - Right Refrigerant/ Left Drains RR - Right Refrigerant/ Right Drains</p> <p><b>Option 1</b> +D - Time Delay Required +V - Expansion Valve (Cooling Only) +VP - Expansion Valve (Heat Pump)</p> <p><b>Tube Type</b> G - Long Life Aluminum T/ E - Copper Rifled Tube</p> <p><b>Fins Per Inch</b> 0 - 10 FPI    2 - 12 FPI    4 - 14 FPI 6 - 16 FPI    8 - 18 FPI</p>
---	--



Cabinet Dimensions			
Model Number	Coil Height - A	Coil Width - B	Coil Depth - C
ASUM**- A244 (G, T) + D	14.50"	18.25"	19.50"
ASUM**- A264 (G, T) + D	16.50"	18.25"	19.50"
ASUM**- A266 (G, T) + D	16.50"	18.25"	19.50"
ASUM**- A286 (G, T) + D	18.50"	18.25"	19.50"
ASUM**- A362 (G, T) + D	16.50"	18.25"	19.50"
ASUM**- A364 (G, T) + D	16.50"	18.25"	19.50"
ASUM**- A382 (G, T) + D	18.50"	18.25"	19.50"
ASUM**- A384 (G, T) + D	18.50"	18.25"	19.50"
ASUM**- M242 (G, T) + D	14.50"	18.25"	19.50"
ASUM**- M264 (G, T) + D	16.50"	18.25"	19.50"
ASUM**- M284 (G, T) + D	18.50"	18.25"	19.50"
ASUM**- M204 (G, T) + D	20.50"	18.25"	19.50"
ASUM**- M206 (G,T) + D	20.50"	18.25"	19.50"
ASUM**- M2Y4 (G, T) + D	22.50"	18.25"	19.50"
ASUM**- M2Z4 (G,T) + D	22.50"	18.25"	19.50"

- \*\* - Nominal Tonnage
- T / E - Copper
- G - Long Life Aluminum

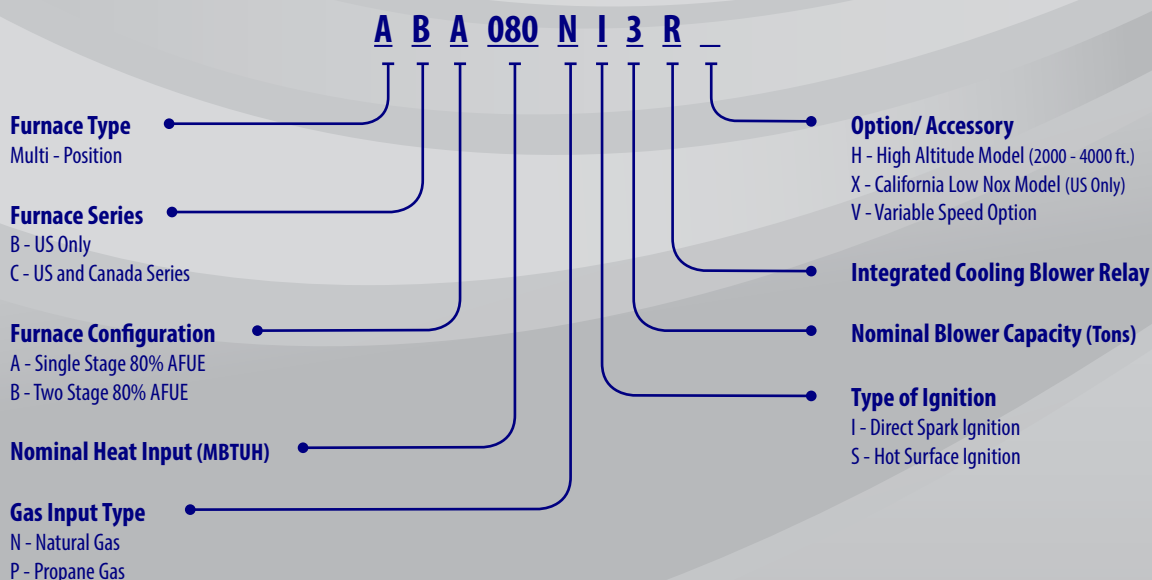
• Note: ADFM Air Handlers & the ANDF Coil are ordered separately to provide a variable of options

## 80% Furnaces



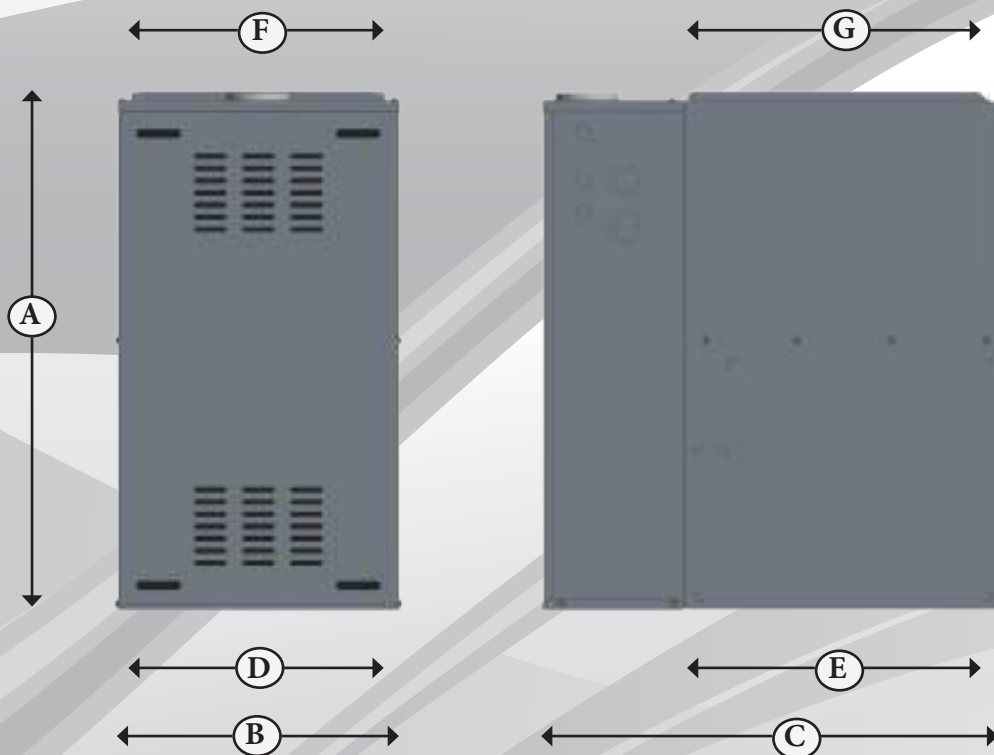
### Features:

- Versatile - One model fits any need, Up-Flow, Horizontal, or (with an easy 10-minute conversion) Down-Flow
- Efficient - Computer designed Heat Exchanger and Burner System provide quiet, dependable 80% + Heating efficiency
- Compact - Fits anywhere, only 31 5/8" tall. Allows space for add-on equipment including new 14+ SEER coils
- Quiet - Four-Speed Split Capacitor blower motor provides quiet comfort to meet individual heating and cooling needs throughout the home
- Reliable - Every Sub-Assembly is test fired before it is installed in the furnace
- Quick and Easy install and service
- Return Duct can enter from right, left, or bottom on all sides
- The SparkLite Ignition system provides reliable, efficient ignition using spark to light the main burners
- The Fan Timer features self-diagnostics and monitors all furnace functions for reliable operation
- Propane (LP) Adaptable Propane kits are available, and conversion requires a quick 10 minutes in the field





# Gas Furnaces



Cabinet Dimensions							
Model	Cabinet			Return		Supply	
	Height - A	Width - B	Depth - C	Width - D	Depth - E	Width - F	Depth - G
ABA040NI2R	31.63"	14.50"	28.81"	12.75"	18.90"	12.94"	18.94"
ABA040NI3R	31.63"	14.50"	28.81"	12.75"	18.90"	12.94"	18.94"
ABA060NI2R	31.63"	14.50"	28.81"	12.75"	18.90"	12.94"	18.94"
ABA060NI3R	31.63"	14.50"	28.81"	12.75"	18.90"	12.94"	18.94"
ABA060NI4R	31.63"	17.50"	28.81"	15.75"	18.90"	15.94"	18.94"
ABA080NI2R	31.63"	14.50"	28.81"	12.75"	18.90"	12.94"	18.94"
ABA080NI3R	31.63"	14.50"	28.81"	12.75"	18.90"	12.94"	18.94"
ABA080NI4R	31.63"	17.50"	28.81"	15.75"	18.90"	15.94"	18.94"
ABA080NI5R	31.63"	20.50"	28.81"	18.75"	18.90"	18.94"	18.94"
ABA100NI3R	31.63"	17.50"	28.81"	15.75"	18.90"	15.94"	18.94"
ABA100NI4R	31.63"	17.50"	28.81"	15.75"	18.90"	15.94"	18.94"
ABA100NI5R	31.63"	20.50"	28.81"	18.75"	18.90"	18.94"	18.94"
ABA120NI4R	31.63"	20.50"	28.81"	18.75"	18.90"	18.94"	18.94"
ABA120NI5R	31.63"	20.50"	28.81"	18.75"	18.90"	18.94"	18.94"
ABA140NI4R	31.63"	23.50"	28.81"	21.75"	18.90"	21.94"	18.94"
ABA140NI5R	31.63"	23.50"	28.81"	21.75"	18.90"	21.94"	18.94"

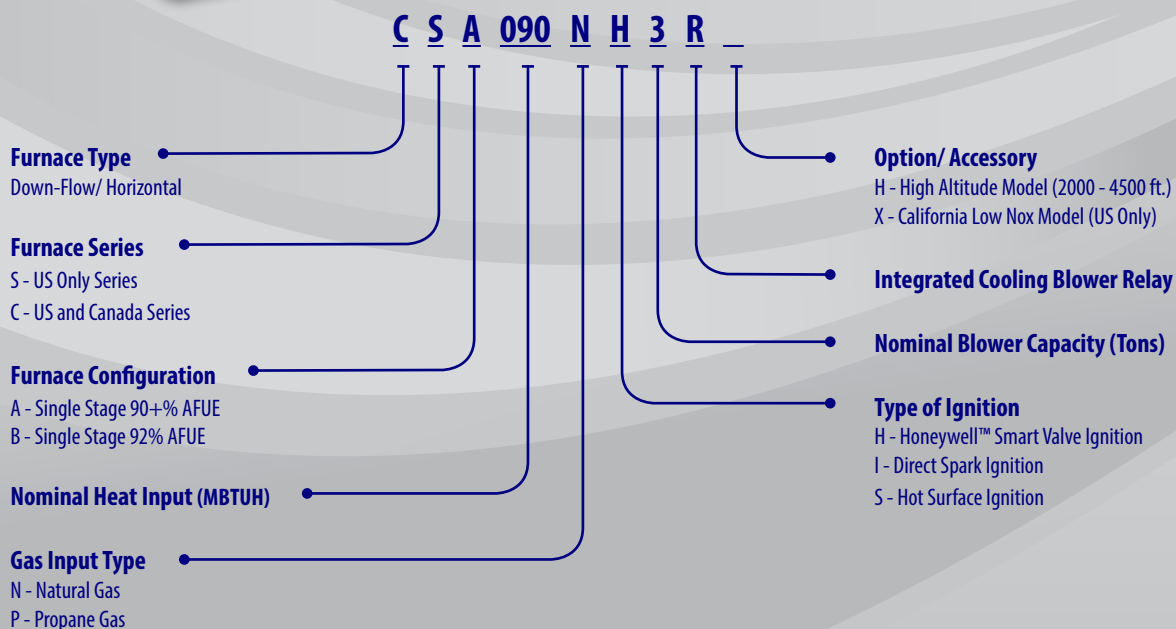
## 90% - 92% Down-flow & Horizontal Furnaces

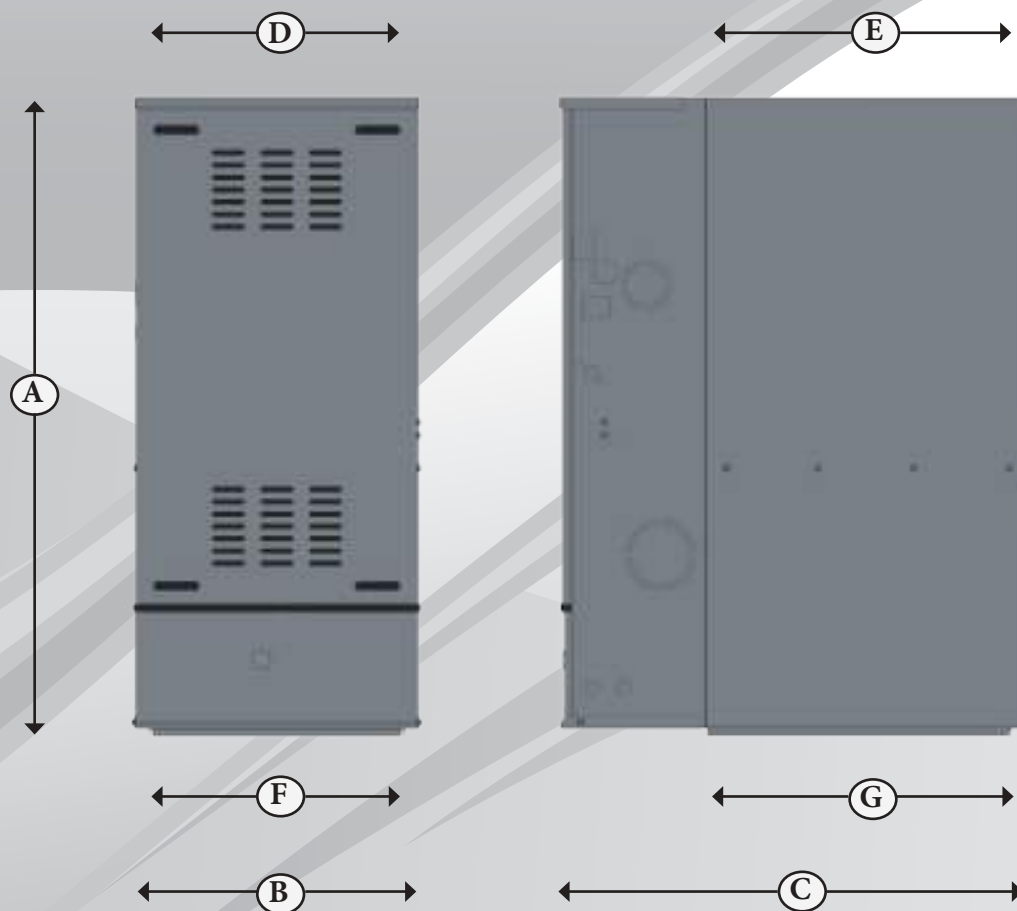


### Features:

- 90% + AFUE
- Weld-less, Tubular Heat Exchanger
- Self-diagnosing control system
- Patented High Temperature Limit Switch
- High Altitude option with 4-Speed blowers
- Easy service access with no door switches
- Every furnace must pass a 34 - point Factory Operational Test
- Power terminals provided for Humidifier and Electric Air Cleaner
- Each attractive cabinet is galvanized and then painted
- Front panel combustion view port

Down-Flow & Horizontal Furnace  
Patent Product





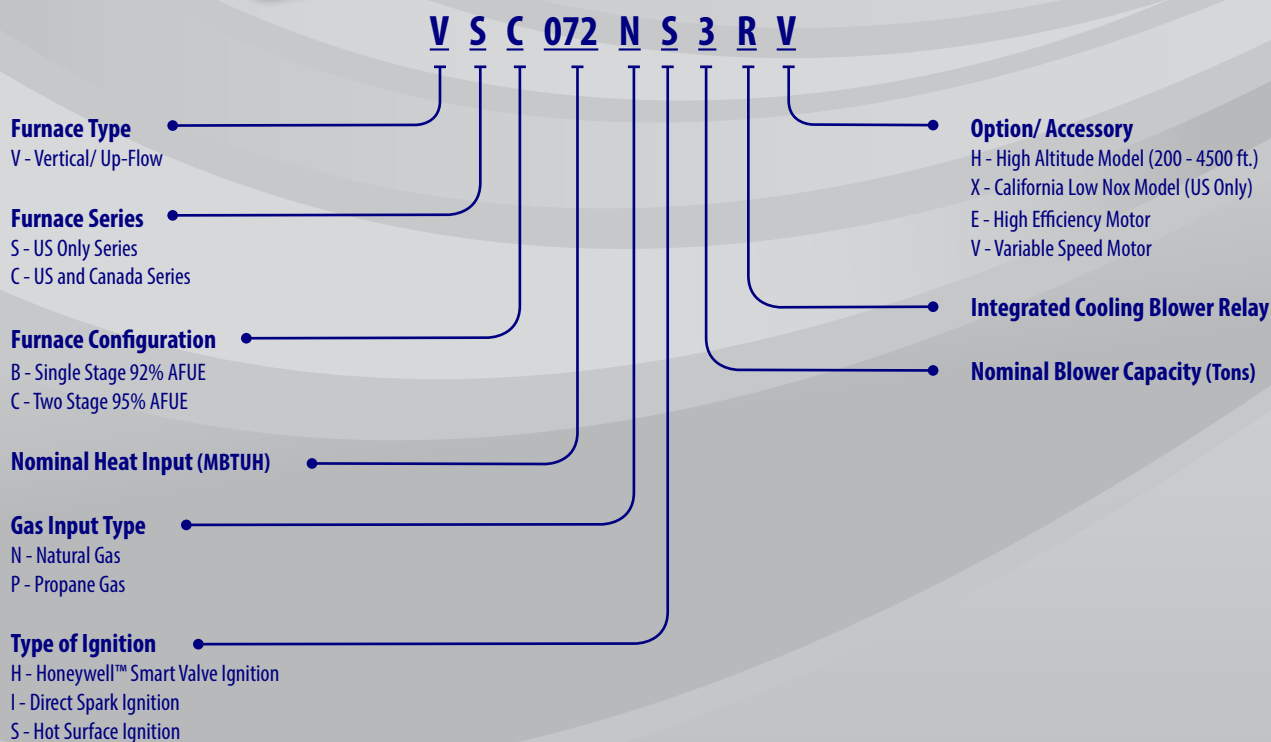
Cabinet Dimensions							
Model	Cabinet Height - A	Cabinet Width - B	Cabinet Depth - C	Return Width - D	Return Depth - E	Supply Width - F	Supply Depth - G
CSA054NH3R	39.00"	17.50"	28.81"	15.94"	20.00"	15.75"	19.00"
CSA072NH3R	39.00"	17.50"	28.81"	15.94"	20.00"	15.75"	19.00"
CSA072NH4R	39.00"	20.50"	28.81"	18.94"	20.00"	18.75"	19.00"
CSA090NH3R	39.00"	17.50"	28.81"	15.94"	20.00"	15.75"	19.00"
CSA090NH4R	39.00"	20.50"	28.81"	18.94"	20.00"	18.75"	19.00"
CSA108NH3R	39.00"	23.50"	28.81"	21.94"	20.00"	21.75"	19.00"
CSA126NH5R	39.00"	23.50"	28.81"	21.94"	20.00"	21.75"	19.00"

## 92% - 95% High Efficiency Condensing Furnaces

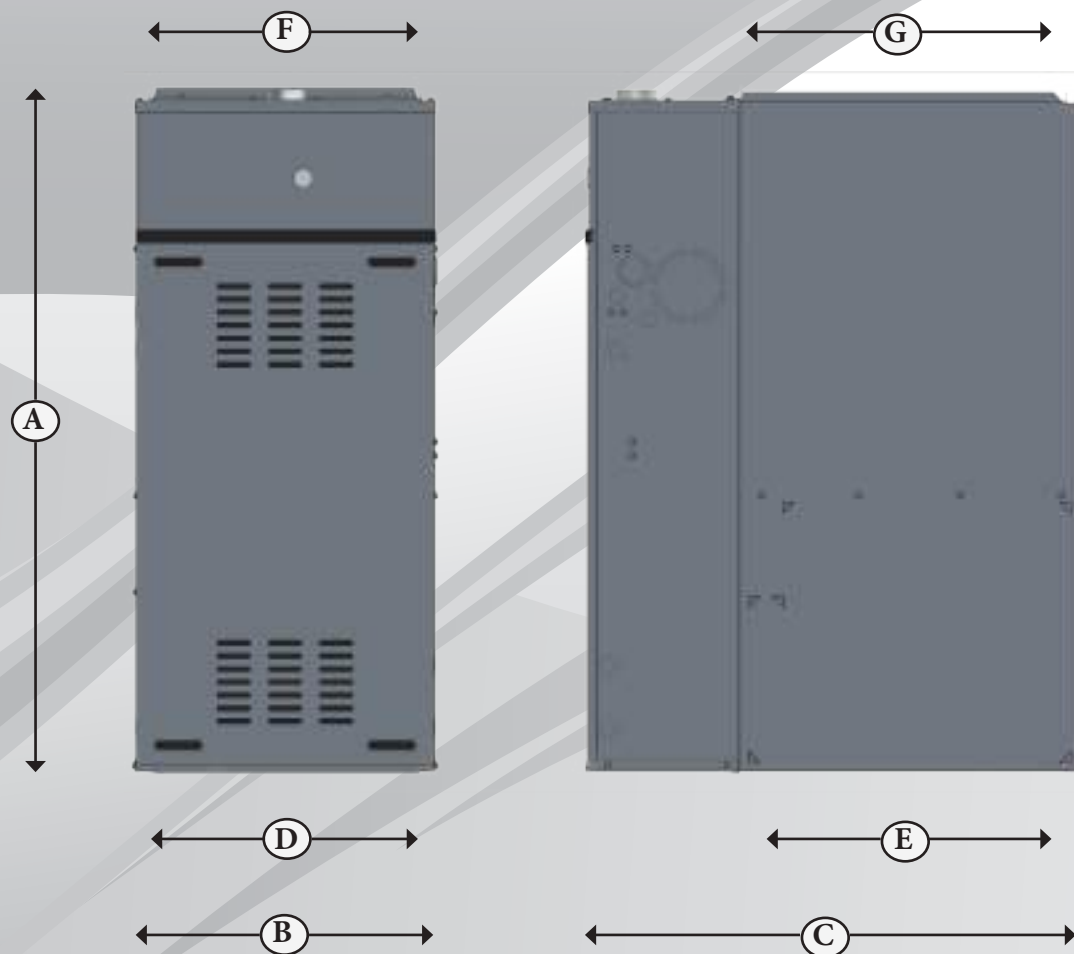


### Features: *\*(2 - Stage Furnaces)*

- High Efficiency 2 - Stage, 92 + % AFUE
- Weld-less, Tubular Heat Exchanger
- ECM Variable Speed Motor
- Patented High Temperature Limit Switch
- Easy service access with no door switches
- Power terminals provided for Humidifier and EAC
- High Altitude option
- Comprehensive 34 - point Factory Operational Test
- Combustion view port in front access panel
- \*\*\* Current government tax credit program eligible
- Self-diagnosing control system
- 5 - Code Memory storage
- Dual Pressure Switch operation



# Gas Furnaces



Cabinet Dimensions							
Model	Cabinet Height - A	Cabinet Width - B	Cabinet Depth - C	Return Width - D	Return Depth - E	Supply Width - F	Supply Depth - G
VS*054N*3R*	39.00"	17.50"	28.81"	15.75"	18.88"	15.94"	18.94"
VS*072N*3R*	39.00"	17.50"	28.81"	15.75"	18.88"	15.94"	18.94"
VS*072N*4R*	39.00"	20.50"	28.81"	18.75"	18.88"	18.94"	18.94"
VS*090N*3R*	39.00"	17.50"	28.81"	15.75"	18.88"	15.94"	18.94"
VS*090N*4R*	39.00"	20.50"	28.81"	18.75"	18.88"	18.94"	18.94"
VS*108N*5R*	39.00"	23.50"	28.81"	21.75"	18.88"	21.94"	18.94"
VS*126N*5R*	39.00"	23.50"	28.81"	21.75"	18.88"	21.94"	18.94"

# Commercial Coils

## Single Circuit

### Features:

- Choose between 6 to 20 Ton Nominal Capacity
- Long Life Aluminum or Rifled Copper tubing
- Heavy, Aluminum fins and end plates
- Single or Dual Refrigerant Circuits.
- Fixed orifice or Expansion Valve Refrigerant Metering
- Galvanized Steel drain pans
- Coils are pressure tested to 500 PSI before assembly
- Attractive, corrosion resistant painted steel casing
- May be combined with additional units

### Condenser Features:

- Compact High Efficiency Design
- Multi-Family and Light Commercial Applications
- Sound Absorbing Injection Molded Top Cap
- Corrosion resistant, powder painted, galvanized steel casing, Fully Louvered
- Long Life "Triple A" Aluminum Condensers
- High Efficiency Compressor
- Easy access brass Service Valves
- Easy serviceability, a single screw opens the Electrical Access Panel
- Grille/Motor Mount for quiet fan operation



Single Circuit Commercial  
Patent Product

**AS M 180X + V**

OEM

Cabinet Type

M/T - "M" Coil/Triple Coil

Nominal Cooling Capacity (MBTUH)

72 - 6 Tons

96 - 7.5 - 8 Tons

120 - 10 Tons

180 - 15 Tons

244 - 20 Tons

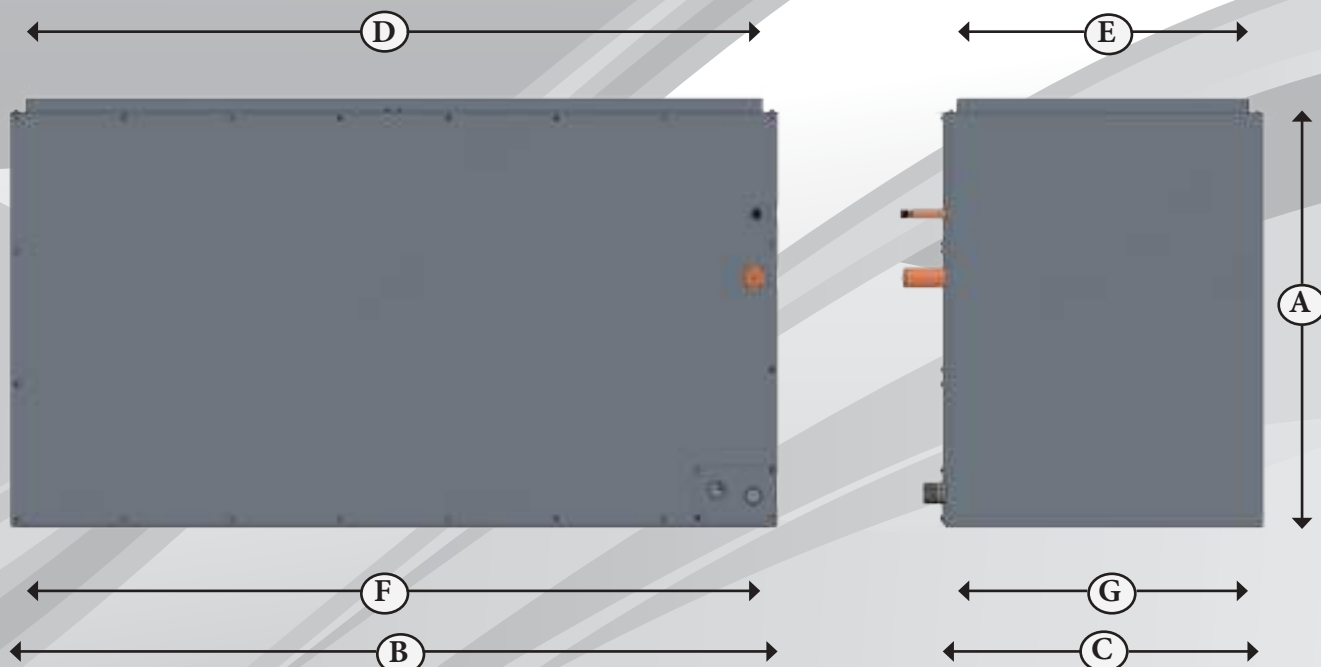
TXV



AllStyle 10 Ton Commercial Condensers have the  
perfect match-up for all of AllStyle Commercial Coils



## Commercial Single Circuit



R-22 Commercial Dimensions								
Model	Capacity	Cabinet			Top Opening		Bottom Opening	
		Height - A	Length - B	Depth - C	Width - D	Depth - E	Width - F	Depth - G
ASM90X + V (R22)	6 Tons	24.00"	42.00"	21.50"	40.25"	19.75"	40.75"	20.25"
ASM102X + V (R22)	7.5 Tons	26.00"	42.00"	21.50"	40.25"	19.75"	40.75"	20.25"
ASM146X + V (R-22)	10 Tons	28.00"	52.00"	21.50"	50.25"	19.75"	50.75"	20.25"
ASM180X + V (R22)	15 Tons	28.00"	65.00"	21.50"	63.25"	19.75"	63.75"	20.25"
ASM240X + V (R22)	20 Tons	36.00"	65.00"	21.50"	63.25"	19.75"	63.75"	20.25"

R-410a Commercial Dimensions								
Model	Capacity	Cabinet			Top Opening		Bottom Opening	
		Height - A	Length - B	Depth - C	Width - D	Depth - E	Width - F	Depth - G
ASM72X + V (R410a)	6 Tons	26.00"	42.00"	21.50"	40.25"	19.75"	40.75"	20.25"
ASM96X + V (R410a)	7.5 Tons	28.00"	42.00"	21.50"	40.25"	19.75"	40.75"	20.25"
ASM120X + V (R410a)	10 Tons	28.00"	52.00"	21.50"	50.25"	19.75"	50.75"	20.25"
ASM180X + V (R410a)	15 Tons	28.00"	65.00"	21.50"	63.25"	19.75"	63.75"	20.25"
ASM244X + V (R410a)	20 Tons	36.00"	65.00"	21.50"	63.25"	19.75"	63.75"	20.25"



Split Circuit Commercial  
Patent Product

## *Split Circuit*

- Choose between 6 to 20 Ton Nominal Capacity
- Long Life Aluminum or Rifled Copper tubing
- Heavy, Aluminum fins and end plates
- Single or Dual Refrigerant Circuits
- Fixed orifice or Expansion Valve Refrigerant Metering
- Polycarbonate drain pans
- Coils are pressure tested to 500 PSI before assembly
- Attractive, corrosion resistant painted steel casing
- May be combined with additional units

**AS H 120X + 50/50 - V**

OEM

Cabinet Type

H - Standard Horizontal Slab Coil

Nominal Cooling Capacity (MBTUH)

72 - 6 Tons

120 - 10 Tons

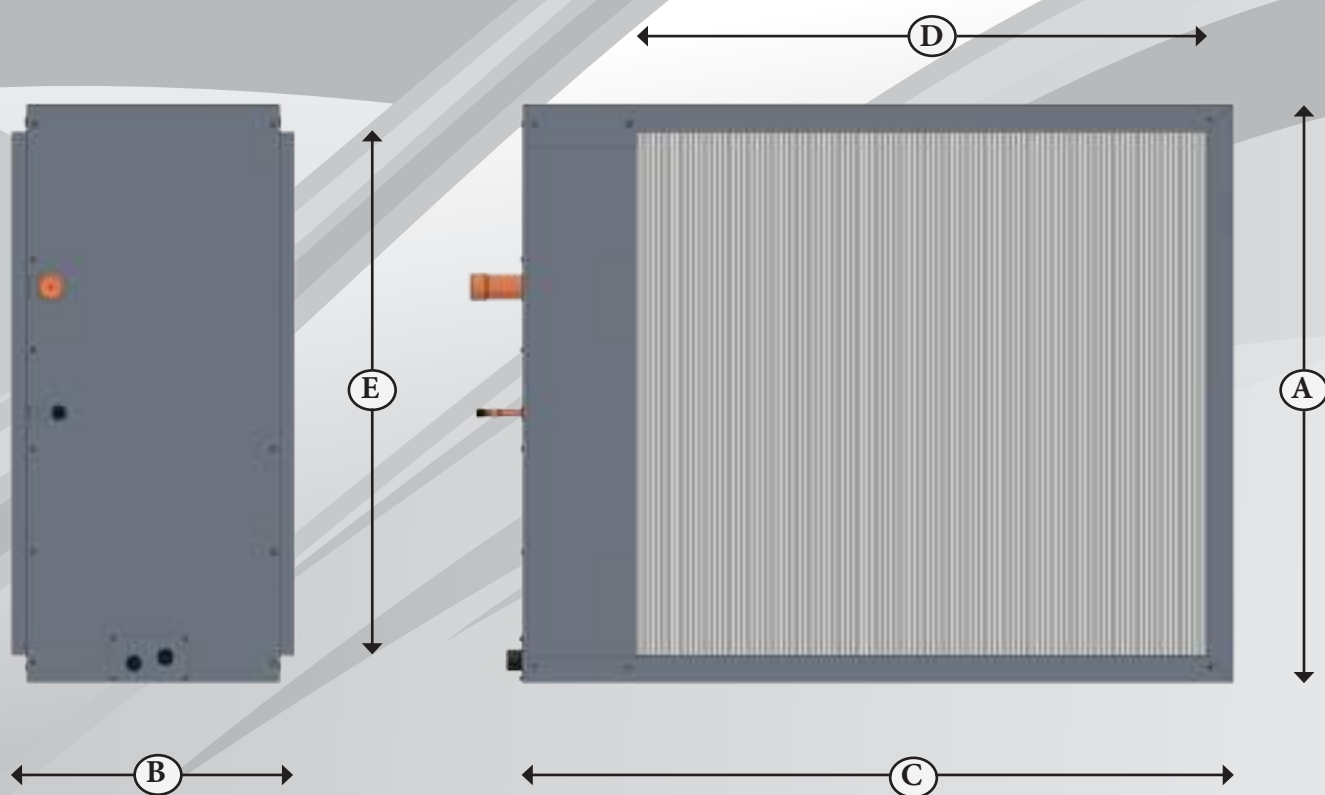
96 - 7.5 to 8 Tons

180 - 15 Tons

TXV

Split Circuit

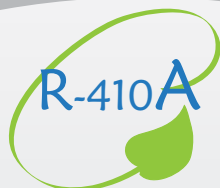
## Commercial Split Circuit



Cabinet Dimensions					
Model	Cabinet Height - A	Cabinet Width - B	Cabinet Length - C	Plenum Width - D	Plenum Height - E
ASH72X - 1	24.50"	16.00"	45.00"	40.00"	21.00"
ASH96X - 1	24.50"	16.00"	45.00"	40.00"	21.00"
ASH120X - 1	36.50"	16.00"	45.00"	40.00"	33.50"
ASH180X - 1	36.50"	16.00"	69.25"	60.00"	33.50"

# Condensers

## Aluminum Coil Series

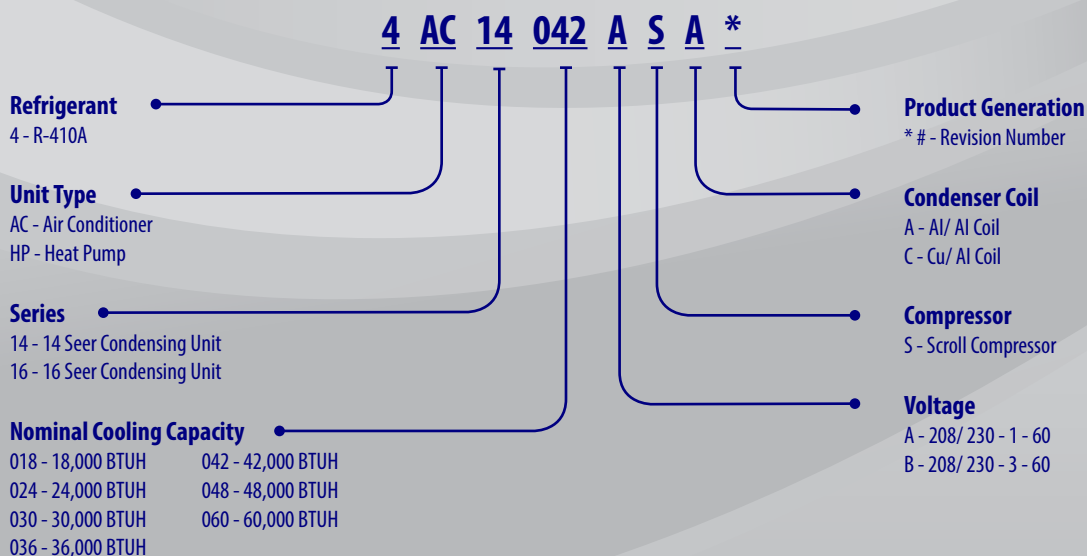


14+ Seer R-410A Air Conditioners  
Patent Product

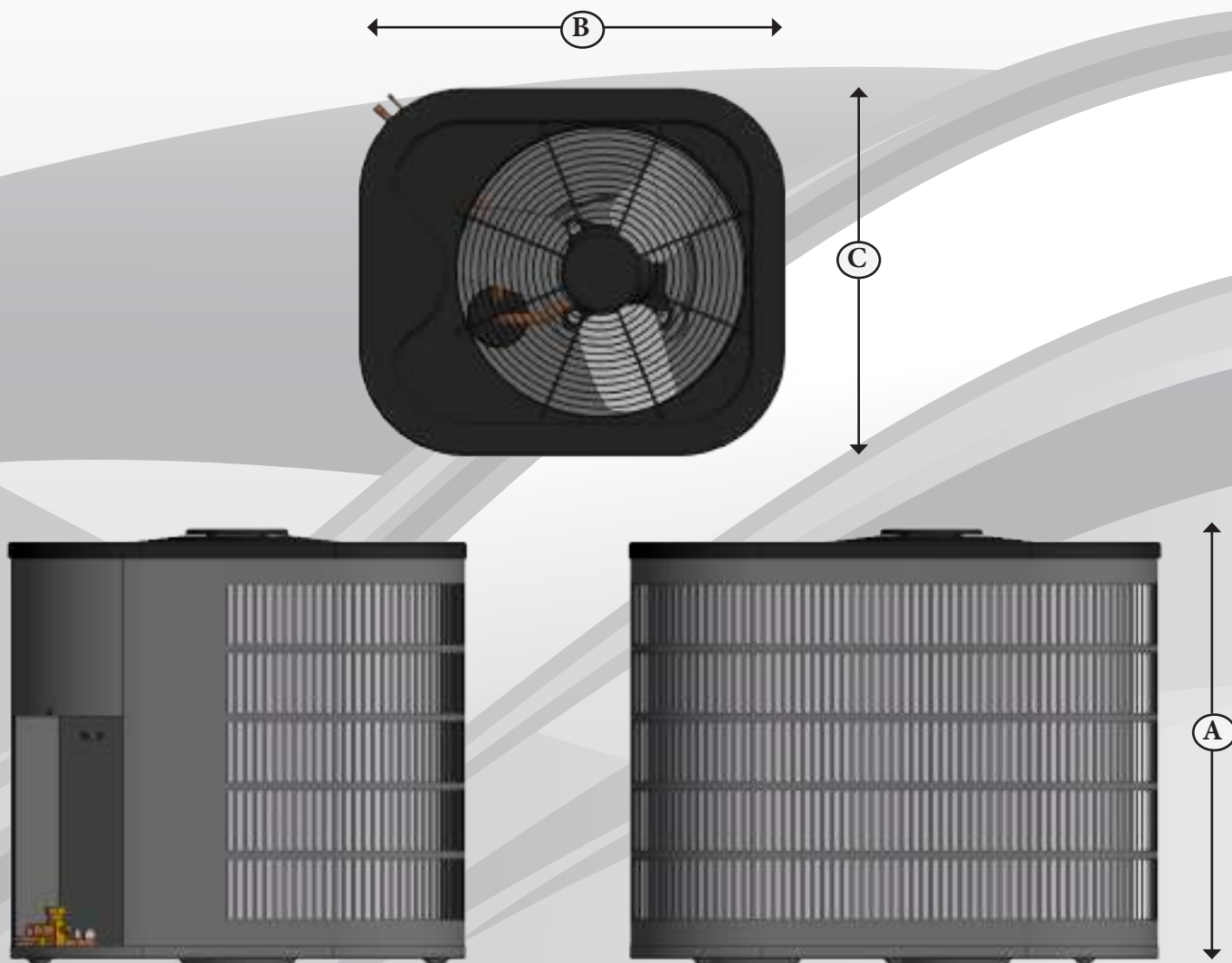


### Features:

- Compact High Efficiency Design
- Single, Multi-Family, and Light Commercial applications
- One Foot Print 1.5 to 5.0 Tons
- Sound Absorbing Injection Molded Top Cap
- Corrosion resistant, powder painted, galvanized steel casing. Fully Louvered
- Long Life "Triple A" Aluminum Condensers
- High Efficiency Compressor  
Scrolls on 1.5+ Tons
- Liquid Line Drier (Shipped - Not Installed)  
3/ 8" Liquid Line Connection
- Suction Line Connections  
3/ 4" on 1.5 to 3.0 Tons  
7/ 8" on 3.5 to 5.0 Tons
- Easy access brass Service Valves
- Easy serviceability, a single screw opens the Electrical Access Panel
- Grille/ Motor Mount for quiet fan operation



# Condensers



Cabinet Dimensions			
Model	Cabinet Height - A	Cabinet Length - B	Cabinet Width - C
4AC13018ASA1	16.50"	36.25"	31.25"
4AC13024ASA1	20.50"	36.25"	31.25"
4AC13030ASA1	20.50"	36.25"	31.25"
4AC13036ASA1	24.50"	36.25"	31.25"
4AC13042ASA1	24.50"	36.25"	31.25"
4AC13048ASA1	24.50"	36.25"	31.25"
4AC13060ASA1	28.50"	36.25"	31.25"
4AC14018ASA1	20.50"	36.25"	31.25"
4AC14024ASA1	20.50"	36.25"	31.25"
4AC14030ASA1	24.50"	36.25"	31.25"
4AC14036ASA1	24.50"	36.25"	31.25"
4AC14042ASA1	28.50"	36.25"	31.25"
4AC14048ASA1	28.50"	36.25"	31.25"
4AC14060ASA1	32.00"	36.25"	31.25"

## Evaporator Coils



Un-Cased Vertical Coils  
Pages 1 - 2




Un-Cased Mobile Home Coils  
Pages 27 - 28



Up-Flow Cased Coils  
Pages 3 - 4

## Air Handlers



Multi-Position Air Handlers  
Pages 11 - 12



Multi-Position Modular Air Handlers  
Pages 13 - 14

## Mobile Home Products



Down-Flow Mobile Home Modular Air Handler  
Pages 25 - 26



Un-Cased Mobile Home Coils  
Pages 27 - 28

## Condensers



Aluminum Coil Series  
14+ Seer  
R-410A Air Conditioners  
Pages 39 - 40



# *Index*



Horizontal Slab Coils  
Pages 5 - 6



Horizontal Plenum Coils  
Pages 7 - 8



StyleQuest Multi-Position Coils  
Pages 9 - 10



Ceiling Mounted Air Handlers  
Pages 15 - 16



Double Blower Ceiling Mounted Air Handlers  
Pages 17 - 18



Mounted Air Handlers  
Pages 19 - 24

## *Gas Furnaces*



80 % Furnaces  
Pages 29 - 30



90% - 92% Down-Flow & Horizontal  
Furnaces  
Pages 31 - 32



High Efficiency Condensing Furnaces  
Pages 33 - 34

## *Commercial Coils*



Commercial  
Single Circuit  
Pages 35 - 36

## *Commercial Condensers*



***Commercial  
Coils***



Commercial  
Split Circuit  
Pages 37 - 38

***Future Innovative Products***

***AMC60***

***AllStyle  
Mobile Home  
Commercial***



## *Future Innovative Products*

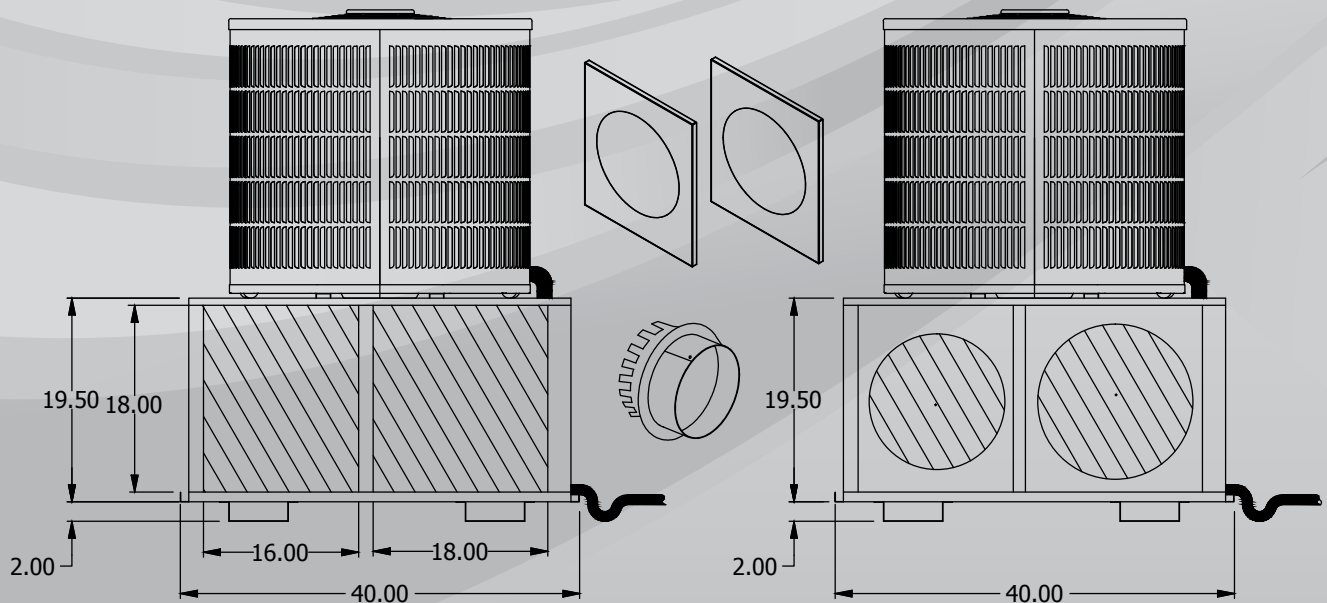
**AMCP**

**AllStyle  
Mobile Home  
Commercial  
Piggyback**



**Patent Pending**

**A new product manufactured by  
AllStyle A/C Manufacturing.  
The AMCP  
AllStyle Mobile Home or  
Commercial Piggyback**



**AMCP Units are shipped with  
round duct adapters installed**

**Remove round duct adapters if  
square duct adapters are required**

**AMC60**

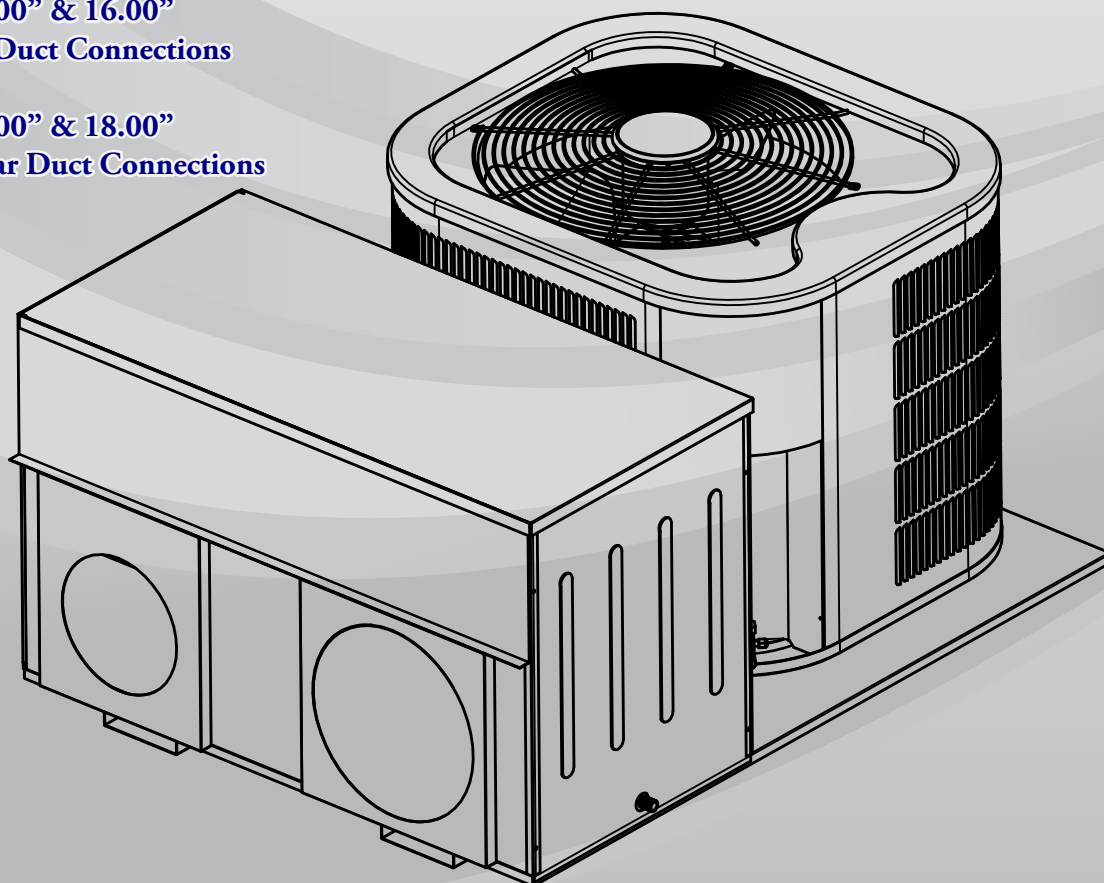
*AllStyle  
Mobile Home Commercial*



AMC60

14.00" & 16.00"  
Round Duct Connections

16.00" & 18.00"  
Rectangular Duct Connections







With our innovative products that provide easy serviceability, less manpower, and low operating costs, AllStyle Coil Company, L.P., will continue to be the premier independent coil company.



Proudly Made in the U.S.A.  
2016