

HIGH-EFFICIENCY, INVERTER DRIVEN, SPLIT SYSTEM HEAT PUMP UP TO 22.5 SEER2



Contents

Nomenclature.....	2
Product Specifications.....	3
Expanded Cooling Data.....	4
Expanded Heating Data.....	12
Performance Data	
Standard Mode	13
Boost Mode	14
Sound Power Levels	15
Wiring Diagram.....	16
Dimensions	18
Accessories	18



Standard Features

- Variable-speed swing compressors
- High-density compressor sound blanket
- Integrated communicating ComfortBridge™ Technology
- Commissioning and diagnostics via indoor board Bluetooth with the CoolCloud™ phone and tablet application
- Amana control algorithmic logic
- In communicating mode, only two low-voltage wires to outdoor unit required
- Diagnostic indicator lights, seven-segment LED display, and fault code storage
- Field-selectable boost mode increases compressor speed during unusually high loads
- Quiet DC outdoor fan motor
- Fully charged for 15' of tubing length
- Field-installed bi-flow filter drier
- Coil and ambient temperature sensors
- Suction pressure transducer (in cooling mode)
- Sweat connection service valves with easy access to gauge ports
- AHRI Certified; ETL Listed

Cabinet Features

- Heavy-gauge galvanized-steel cabinet
- Removable grille-style top design compliant with UL 60335-2-40
- Venturi for increased velocity of airflow
- Custom two-tone gray powder-paint finish
- 500-hour salt-spray tested
- Wire fan discharge grille
- Steel louver coil guard
- Top and side maintenance access
- Single-panel access to controls with space provided for field-installed accessories
- When properly anchored, meets the 2020 Florida Building Code unit integrity requirements for hurricane-type winds (Anchor bracket kits available.)



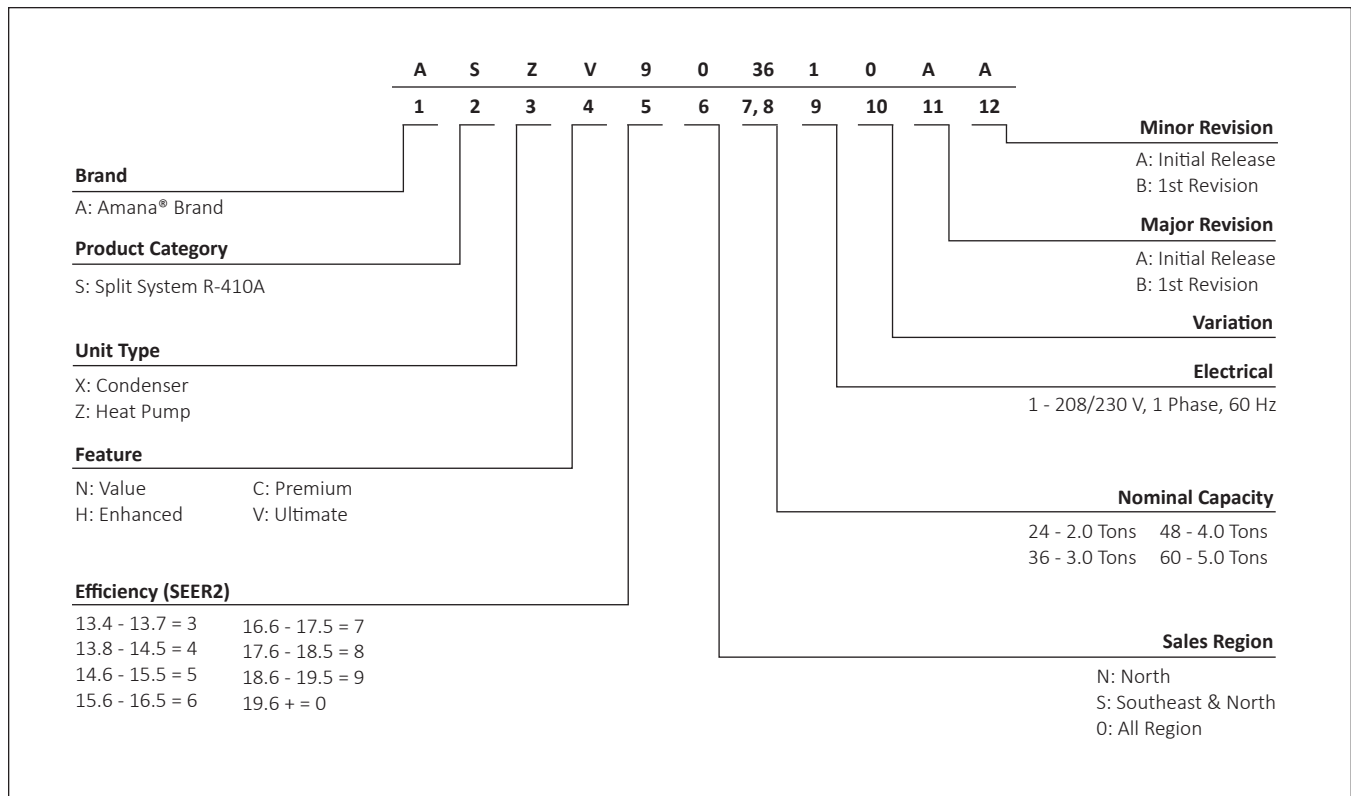
Proper sizing and installation of equipment is critical to achieving optimal performance. Split system air conditioners and heat pumps must be matched with appropriate coil components to meet ENERGY STAR® criteria. Ask your contractor for details or visit www.energystar.gov.






COMPANY WITH
 QUALITY SYSTEM
 CERTIFIED BY DNV GL
 ■ ISO 9001 ■

COMPANY WITH
 ENVIRONMENTAL SYSTEM
 CERTIFIED BY DNV GL
 ■ ISO 14001 ■

* Complete warranty details available from your local dealer or at www.amana-hac.com. To receive the Lifetime Unit Replacement Limited Warranty (good for as long as you own your home) and 10-Year Parts Limited Warranty, online registration must be completed within 60 days of installation. Additional requirements for annual maintenance are required for the Unit Replacement Limited Warranty. Online registration and some of the additional requirements are not required in California or Quebec.



	ASZV902410A*	ASZV903610A*	ASZV904810A*	ASZV906010A*
CAPACITY AND RATINGS				
Max. Cooling (BTU/h)	23,200	34,200	45,000	52,500
Max. Heating (BTU/h)	23,000	34,200	44,500	52,500
COMPRESSOR				
Type	Swing	Swing	Swing	Swing
RLA	12.7	27.3	27.3	22.8
CONDENSER FAN MOTOR				
Horsepower	1/2	1/2	1/2	1/2
FLA	2.5	2.5	2.5	2.5
REFRIGERATION SYSTEM				
Refrigerant Line Size ¹				
Liquid Line Size ("O.D.)	3/8"	3/8"	3/8"	3/8"
Suction Line Size ("O.D.)	3/4"	7/8"	1 1/8"	1 1/8"
Refrigerant Connection Size				
Liquid Valve Size ("O.D.)	3/8"	3/8"	3/8"	3/8"
Suction Valve Size ("O.D.)	3/4"	7/8"	7/8"	7/8"
Valve Connection Type	Ball Valve	Ball Valve	Ball Valve	Ball Valve
Refrigerant Charge	165	272	272	272
Superheat at Service Valve	7-9°F	7-9°F	7-9°F	7-9°F
Subcooling at Service Valve	7-9°F	7-9°F	7-9°F	9-11°F
ELECTRICAL DATA				
Voltage/Phase (60 Hz)	208-230/1	208-230/1	208-230/1	208-230/1
Minimum Circuit Ampacity ²	15.2	29.8	29.8	30.6
Max. Overcurrent Protection ³	20	30	30	35
Min / Max Volts	197/253	197/253	197/253	197/253
Electrical Conduit Size	1/2" or 3/4"	1/2" or 3/4"	1/2" or 3/4"	1/2" or 3/4"
EQUIPMENT WEIGHT (LBS)	217	291	291	291
SHIP WEIGHT (LBS)	243	318	318	318
ENERGY STAR® CERTIFIED [^]				NO

^ ENERGY STAR NOTES

- Proper sizing and installation of equipment is critical to achieving optimal performance. Split system air conditioners and heat pumps must be matched with appropriate coil components to meet ENERGY STAR® criteria. Ask your contractor for details or visit www.energystar.gov.
- The www.energystar.gov website provides up-to-date system combinations certified to meet ENERGY STAR® requirements.

¹ Tested and rated in accordance with AHRI Standard 210/240

² Wire size should be determined in accordance with National Electrical Codes; extensive wire runs will require larger wire sizes

³ Must use time-delay fuses or HACR-type circuit breakers of the same size as noted.

NOTES

- Always check the S&R plate for electrical data on the unit being installed.
- Installer will need to supply 3/8" to 1 1/8" adapters for suction line connections.
- Unit is charged with refrigerant for 15' of 3/8" liquid line. System charge must be adjusted per Installation Instructions Final Charge Procedure.

IDB*		OUTDOOR AMBIENT TEMPERATURE												ENTERING INDOOR WET BULB TEMPERATURE											
		65°F				75°F				85°F				95°F				105°F				115°F			
		59	63	67	71	59	63	67	71	59	63	67	71	59	63	67	71	59	63	67	71	59	63	67	71
620	MBh	20.3	21.0	23.1	-	19.8	20.6	22.5	-	19.3	20.1	22.0	-	18.9	19.6	21.5	-	17.9	18.6	20.4	-	16.6	17.2	18.9	-
	S/T	0.58	0.50	0.37	-	0.59	0.51	0.38	-	0.61	0.54	0.40	-	0.63	0.55	0.42	-	1.00	0.58	0.44	-	1.00	0.63	0.49	-
	ΔT	20	18	15	-	20	18	15	-	21	19	15	-	20	18	15	-	20	18	15	-	21	19	16	-
	KW	1.40	1.43	1.48	-	1.51	1.54	1.60	-	1.61	1.65	1.70	-	1.70	1.73	1.79	-	1.77	1.81	1.87	-	1.83	1.87	1.94	-
	Amps	5.1	5.1	5.1	-	5.9	5.9	5.9	-	6.8	6.8	6.8	-	7.7	7.7	7.7	-	8.8	8.8	8.8	-	10.0	10.0	10.0	-
	Hi-PR	254	255	257	-	295	296	297	-	337	338	340	-	382	383	385	-	431	432	434	-	483	484	486	-
Lo-PR	120	121	124	-	127	128	131	-	133	135	138	-	139	140	143	-	144	145	148	-	151	152	155	-	
70	MBh	22.0	22.8	25.0	-	21.5	22.3	24.4	-	21.0	21.8	23.9	-	20.5	21.2	23.3	-	19.4	20.1	22.1	-	18.0	18.6	20.4	-
	S/T	0.65	0.58	0.45	-	0.66	0.58	0.45	-	0.68	0.61	0.48	-	0.70	0.63	0.50	-	1.00	0.65	0.52	-	1.00	0.70	0.57	-
	ΔT	19	17	14	-	19	17	14	-	19	17	14	-	19	17	14	-	19	17	13	-	20	18	14	-
	KW	1.44	1.47	1.52	-	1.55	1.58	1.64	-	1.65	1.69	1.75	-	1.74	1.78	1.84	-	1.82	1.86	1.92	-	1.88	1.93	1.99	-
	Amps	5.2	5.2	5.1	-	5.9	5.9	5.9	-	6.8	6.8	6.8	-	7.8	7.8	7.8	-	8.8	8.8	8.8	-	10.1	10.1	10.1	-
	Hi-PR	257	258	260	-	297	298	300	-	339	340	342	-	385	386	388	-	434	435	436	-	486	487	489	-
Lo-PR	122	123	126	-	129	130	133	-	135	137	140	-	141	142	145	-	146	148	151	-	153	154	157	-	
80	MBh	22.7	23.5	25.8	-	22.1	23.0	25.2	-	21.6	22.4	24.6	-	21.1	21.9	24.0	-	20.0	20.8	22.8	-	18.5	19.2	21.1	-
	S/T	0.69	0.62	0.48	-	0.70	0.62	0.49	-	0.72	0.65	0.51	-	0.74	0.67	0.53	-	1.00	0.69	0.55	-	1.00	0.74	0.60	-
	ΔT	18	16	13	-	18	16	12	-	18	16	13	-	18	16	12	-	18	16	12	-	19	17	13	-
	KW	1.45	1.48	1.53	-	1.56	1.60	1.65	-	1.67	1.70	1.76	-	1.76	1.80	1.86	-	1.83	1.87	1.94	-	1.90	1.94	2.01	-
	Amps	5.2	5.2	5.2	-	6.0	6.0	6.0	-	6.9	6.9	6.8	-	7.8	7.8	7.8	-	8.9	8.9	8.9	-	10.1	10.1	10.1	-
	Hi-PR	259	261	262	-	300	301	303	-	342	343	345	-	387	388	390	-	436	437	439	-	488	489	491	-
Lo-PR	124	125	129	-	131	133	136	-	138	139	142	-	143	145	148	-	148	150	153	-	155	157	160	-	
620	MBh	20.6	21.3	23.0	24.7	20.2	20.8	22.5	24.2	19.7	20.3	22.0	23.6	19.2	19.8	21.4	23.0	18.2	18.8	20.3	21.8	16.9	17.4	18.8	20.2
	S/T	0.71	0.63	0.50	0.36	0.71	0.64	0.50	0.36	1.00	0.66	0.53	0.39	1.00	0.68	0.55	0.41	1.00	0.70	0.57	0.43	1.00	0.75	0.62	0.48
	ΔT	24	23	19	16	24	23	19	15	25	23	19	16	24	23	19	15	24	22	19	15	25	23	20	16
	KW	1.41	1.44	1.49	1.54	1.52	1.56	1.61	1.66	1.62	1.66	1.72	1.77	1.71	1.75	1.81	1.87	1.78	1.83	1.89	1.95	1.85	1.89	1.96	2.02
	Amps	5.1	5.1	5.1	5.1	5.9	5.9	5.9	5.9	6.8	6.8	6.7	6.8	7.7	7.7	7.7	7.8	8.8	8.8	8.8	8.8	10.0	10.0	10.0	10.1
	Hi-PR	255	256	257	262	295	296	298	302	337	338	340	344	382	383	385	390	431	432	434	438	483	484	486	491
Lo-PR	120	121	124	129	127	128	131	136	133	135	138	143	139	140	143	148	144	145	148	154	151	152	155	160	
70	MBh	22.4	23.1	25.0	26.8	21.9	22.5	24.4	26.2	21.3	22.0	23.8	25.6	20.8	21.4	23.2	24.9	19.8	20.4	22.0	23.7	18.3	18.8	20.4	21.9
	S/T	0.78	0.71	0.57	0.43	0.79	0.71	0.58	0.44	1.00	0.74	0.60	0.46	1.00	0.76	0.62	0.48	1.00	0.78	0.64	0.50	1.00	0.83	0.69	0.55
	ΔT	23	21	18	14	23	21	18	14	23	21	18	14	23	21	18	14	23	21	17	14	24	22	19	15
	KW	1.45	1.48	1.53	1.58	1.56	1.60	1.65	1.71	1.67	1.70	1.76	1.82	1.76	1.80	1.86	1.92	1.83	1.87	1.94	2.01	1.90	1.94	2.01	2.08
	Amps	5.2	5.1	5.1	5.2	5.9	5.9	5.9	6.0	6.8	6.8	6.8	6.9	7.8	7.8	7.8	7.8	8.8	8.8	8.8	8.9	10.1	10.1	10.1	10.1
	Hi-PR	257	258	260	264	297	298	300	305	339	341	342	347	385	388	392	399	434	435	437	441	486	487	489	493
Lo-PR	122	123	126	131	129	130	133	139	135	137	140	145	141	142	145	150	146	148	151	156	153	154	157	162	
80	MBh	23.1	23.8	25.7	27.6	22.5	23.2	25.1	27.0	22.0	22.6	24.5	26.3	21.4	22.1	23.9	25.7	20.4	21.0	22.7	24.4	18.8	19.4	21.0	22.6
	S/T	0.82	0.74	0.61	0.47	0.82	0.75	0.62	0.48	1.00	0.77	0.64	0.50	1.00	0.79	0.66	0.52	1.00	0.81	0.68	0.54	1.00	1.00	0.73	0.59
	ΔT	22	20	17	13	22	20	17	13	22	20	17	13	22	20	17	13	22	20	16	13	23	21	17	14
	KW	1.46	1.49	1.54	1.59	1.58	1.61	1.67	1.72	1.68	1.72	1.78	1.84	1.77	1.81	1.87	1.94	1.85	1.89	1.96	2.02	1.91	1.96	2.03	2.10
	Amps	5.2	5.2	5.2	5.2	6.0	6.0	6.0	6.0	6.9	6.9	6.8	6.9	7.8	7.8	7.8	7.9	8.9	8.9	8.9	8.9	10.1	10.1	10.1	10.2
	Hi-PR	260	261	263	267	300	301	303	307	342	343	345	349	387	388	390	395	436	437	439	444	488	490	491	496
Lo-PR	124	126	129	134	131	133	136	141	138	139	142	147	143	145	148	153	148	150	153	158	155	157	160	165	

IDB*: Entering Indoor Dry Bulb Temperature
 High and low pressures are measured at the liquid and suction service valves.
 Airflow may vary depending on actual ambient conditions and system operation modes.

Shaded area reflects ACCA conditions.

kW = Total system power
 Amps = outdoor unit amps

EXPANDED COOLING DATA — ASZV902410A* / CA*F3137*6A* + MBVC1201** -1A*+TXV (HIGH STAGE)

IDB*	AIRFLOW	OUTDOOR AMBIENT TEMPERATURE												ENTERING INDOOR WET BULB TEMPERATURE											
		65°F				75°F				85°F				95°F				105°F				115°F			
		59	63	67	71	59	63	67	71	59	63	67	71	59	63	67	71	59	63	67	71	59	63	67	71
620	MBh	21.0	21.5	23.0	24.6	20.5	21.0	22.4	24.0	20.0	20.5	21.9	23.4	19.5	20.0	21.4	22.8	18.5	19.0	20.3	21.7	17.2	17.5	18.8	20.1
	S/T	0.83	0.75	0.62	0.48	1.00	0.76	0.63	0.49	1.00	0.78	0.65	0.51	1.00	0.80	0.67	0.53	1.00	1.00	0.69	0.55	1.00	1.00	0.74	0.60
	ΔT	29	27	23	20	29	27	23	20	29	27	23	20	28	27	23	20	28	26	23	19	29	28	24	20
	kW	1.42	1.45	1.50	1.55	1.54	1.57	1.62	1.68	1.64	1.67	1.73	1.79	1.73	1.76	1.82	1.89	1.80	1.84	1.90	1.97	1.86	1.91	1.97	2.04
	Amps	5.1	5.1	5.1	5.1	5.9	5.9	5.9	5.9	6.8	6.8	6.8	6.8	7.7	7.7	7.7	7.8	8.8	8.8	8.8	8.8	10.0	10.0	10.0	10.1
	Hi PR	255	256	258	262	295	296	298	303	337	338	340	345	383	384	386	390	432	433	434	439	484	485	487	491
Lo PR	120	122	125	130	127	129	132	137	134	135	138	143	139	141	144	149	144	146	149	154	151	153	156	161	
80	MBh	22.8	23.3	24.9	26.6	22.3	22.7	24.3	26.0	21.7	22.2	23.7	25.4	21.2	21.7	23.2	24.8	20.1	20.6	22.0	23.5	18.6	19.0	20.3	21.8
	S/T	0.90	0.83	0.70	0.56	1.00	0.83	0.70	0.56	1.00	0.86	0.73	0.59	1.00	0.88	0.75	0.60	1.00	1.00	0.77	0.63	1.00	1.00	0.82	0.68
	ΔT	27	25	22	18	27	25	22	18	27	26	22	18	27	25	22	18	27	25	22	18	28	26	23	19
	kW	1.46	1.49	1.54	1.59	1.58	1.61	1.67	1.72	1.68	1.72	1.78	1.84	1.77	1.81	1.93	1.94	1.85	1.89	1.96	2.02	1.91	1.96	2.03	2.10
	Amps	5.2	5.2	5.1	5.2	5.9	5.9	5.9	6.0	6.8	6.8	6.8	6.9	7.8	7.8	7.8	7.8	8.8	8.8	8.8	8.9	10.1	10.1	10.1	10.1
	Hi PR	258	259	261	265	298	299	301	305	340	341	343	347	385	386	388	393	434	435	437	442	486	487	489	494
Lo PR	122	124	127	132	129	131	134	139	136	137	140	146	141	143	146	151	147	148	151	156	153	155	158	163	
820	MBh	23.5	24.0	25.7	27.4	22.9	23.4	25.1	26.8	22.4	22.9	24.5	26.2	21.8	22.3	23.9	25.5	20.7	21.2	22.6	24.2	19.2	19.6	21.0	22.4
	S/T	1.00	0.87	0.73	0.59	1.00	0.87	0.74	0.60	1.00	0.90	0.76	0.62	1.00	0.92	0.78	0.64	1.00	1.00	0.80	0.66	1.00	1.00	0.85	0.71
	ΔT	26	24	21	17	26	24	21	17	26	24	21	17	26	24	21	17	26	24	20	17	27	25	22	18
	kW	1.47	1.50	1.55	1.61	1.59	1.63	1.68	1.74	1.69	1.73	1.79	1.85	1.79	1.83	1.94	1.95	1.86	1.91	1.97	2.04	1.93	1.98	2.04	2.12
	Amps	5.2	5.2	5.2	5.2	6.0	6.0	6.0	6.0	6.9	6.9	6.8	6.9	7.8	7.8	7.8	7.9	8.9	8.9	8.9	8.9	10.1	10.1	10.1	10.2
	Hi PR	260	261	263	267	300	301	303	308	342	344	345	350	388	389	391	395	437	438	440	444	489	490	492	496
Lo PR	125	126	129	134	132	133	136	142	138	140	143	148	144	145	148	153	149	150	153	159	156	157	160	165	

620	MBh	21.4	21.8	22.9	24.4	20.9	21.3	22.3	23.8	20.4	20.8	21.8	23.3	19.9	20.3	21.2	22.7	18.9	19.2	20.2	21.5	17.5	17.8	18.7	19.9
	S/T	1.00	0.85	0.72	0.58	1.00	0.86	0.73	0.59	1.00	1.00	0.75	0.61	1.00	1.00	0.77	0.63	1.00	1.00	0.79	0.65	1.00	1.00	0.84	0.70
	ΔT	32	30	27	23	32	30	27	23	32	31	27	23	32	30	27	23	32	30	27	23	33	31	28	24
	kW	1.44	1.47	1.51	1.57	1.55	1.58	1.64	1.69	1.65	1.69	1.74	1.80	1.74	1.78	1.84	1.90	1.82	1.86	1.92	1.99	1.88	1.92	1.99	2.06
	Amps	5.1	5.1	5.1	5.2	5.9	5.9	5.9	5.9	6.8	6.8	6.8	6.8	7.7	7.7	7.7	7.8	8.8	8.8	8.8	8.8	10.0	10.0	10.0	10.1
	Hi PR	256	257	259	264	296	298	299	304	339	340	341	346	384	385	387	391	433	434	436	440	485	486	488	492
Lo PR	122	123	126	132	129	131	134	139	136	137	140	145	141	142	146	151	146	148	151	156	153	154	157	163	
720	MBh	23.2	23.7	24.8	26.5	22.7	23.1	24.2	25.8	22.1	22.5	23.6	25.2	21.6	22.0	23.0	24.6	20.5	20.9	21.9	23.3	18.9	19.3	20.2	21.6
	S/T	1.00	0.93	0.79	0.65	1.00	0.93	0.80	0.66	1.00	1.00	0.83	0.69	1.00	1.00	0.84	0.70	1.00	1.00	0.87	0.73	1.00	1.00	0.78	0.78
	ΔT	31	29	25	22	31	29	25	22	31	29	26	22	31	29	25	22	31	29	25	22	32	30	26	23
	kW	1.47	1.50	1.55	1.61	1.59	1.63	1.68	1.74	1.69	1.73	1.79	1.85	1.79	1.83	1.94	1.95	1.86	1.91	1.97	2.04	1.93	1.98	2.04	2.12
	Amps	5.2	5.2	5.2	5.2	6.0	6.0	6.0	6.0	6.8	6.8	6.8	6.9	7.8	7.8	7.8	7.8	8.9	8.8	8.8	8.9	10.1	10.1	10.1	10.1
	Hi PR	259	260	262	266	299	300	302	306	341	342	344	348	386	388	389	394	435	436	438	443	488	489	490	495
Lo PR	124	125	129	134	131	133	136	141	138	139	142	147	143	145	148	153	148	150	153	158	155	156	160	165	
820	MBh	23.9	24.4	25.5	27.3	23.3	23.8	24.9	26.6	22.8	23.2	24.3	26.0	22.2	22.6	23.7	25.3	21.1	21.5	22.5	24.1	19.5	19.9	20.9	22.3
	S/T	1.00	0.97	0.83	0.69	1.00	0.97	0.84	0.70	1.00	1.00	0.86	0.72	1.00	1.00	0.88	0.74	1.00	1.00	0.90	0.76	1.00	1.00	0.81	0.81
	ΔT	30	28	24	21	30	28	24	21	30	28	25	21	30	28	24	21	29	28	24	20	31	29	25	22
	kW	1.48	1.52	1.57	1.62	1.60	1.64	1.69	1.75	1.71	1.75	1.81	1.87	1.80	1.84	1.95	1.97	1.88	1.92	1.99	2.06	1.95	1.99	2.06	2.13
	Amps	5.2	5.2	5.2	5.3	6.0	6.0	6.0	6.0	6.9	6.9	6.9	6.9	7.8	7.8	7.8	7.9	8.9	8.9	8.9	8.9	10.1	10.1	10.1	10.2
	Hi PR	261	262	264	269	302	303	304	309	344	345	347	351	389	390	392	396	438	439	441	445	490	491	493	497
Lo PR	126	128	131	136	134	135	138	143	140	142	145	150	145	147	150	155	151	152	155	160	157	159	162	167	

IDB*: Entering Indoor Dry Bulb Temperature

High and low pressures are measured at the liquid and suction service valves.

Airflow may vary depending on actual ambient conditions and system operation modes.

Shaded area reflects AHRI conditions.

kW = Total system power
Amps = outdoor unit amps

EXPANDED COOLING DATA — ASZV903610A* / CA*F3743*6D* + MBVC1601** -1A* +TXV (HIGH STAGE)

IDB*		OUTDOOR AMBIENT TEMPERATURE												ENTERING INDOOR WET BULB TEMPERATURE											
		65°F				75°F				85°F				95°F				105°F				115°F			
		59	63	67	71	59	63	67	71	59	63	67	71	59	63	67	71	59	63	67	71	59	63	67	71
1050	MBh	34.7	35.2	36.2	-	34.4	34.9	35.9	-	33.5	34.0	35.0	-	31.9	32.4	33.5	-	30.0	30.5	31.5	-	28.3	28.8	29.8	-
	S/T	0.60	0.52	0.39	-	0.61	0.53	0.39	-	0.63	0.56	0.42	-	0.65	0.58	0.44	-	1.00	0.60	0.46	-	1.00	0.65	0.51	-
	ΔT	19	18	14	-	19	17	14	-	19	18	14	-	19	17	14	-	19	17	14	-	20	18	15	-
	kW	1.96	1.96	1.96	-	2.23	2.23	2.22	-	2.52	2.52	2.52	-	2.84	2.84	2.83	-	3.20	3.19	3.19	-	3.61	3.61	3.61	-
	Amps	7.4	7.4	7.3	-	8.5	8.5	8.5	-	9.8	9.8	9.8	-	11.2	11.2	11.1	-	12.7	12.7	12.7	-	14.5	14.5	14.5	-
70	Hi PR	246	247	249	-	285	286	287	-	325	326	328	-	369	370	372	-	416	417	419	-	467	468	470	-
	Lo PR	122	123	126	-	129	131	134	-	136	137	140	-	141	143	146	-	146	148	151	-	153	155	158	-
	MBh	35.3	35.7	36.8	-	34.9	35.4	36.5	-	34.0	34.5	35.6	-	32.5	33.0	34.0	-	30.6	31.0	32.1	-	28.8	29.3	30.3	-
	S/T	0.68	0.60	0.46	-	0.69	0.61	0.47	-	0.71	0.63	0.50	-	1.00	0.65	0.52	-	1.00	0.68	0.54	-	1.00	0.73	0.59	-
	ΔT	18	16	13	-	18	16	13	-	18	16	13	-	18	16	13	-	18	16	13	-	19	17	14	-
1350	kW	1.98	1.98	1.97	-	2.24	2.24	2.24	-	2.54	2.54	2.53	-	2.86	2.86	2.85	-	3.21	3.21	3.21	-	3.63	3.63	3.62	-
	Amps	7.4	7.4	7.4	-	8.6	8.6	8.6	-	9.9	9.9	9.8	-	11.3	11.2	11.2	-	12.8	12.8	12.8	-	14.6	14.6	14.6	-
	Hi PR	248	249	251	-	287	288	290	-	328	329	331	-	372	373	374	-	419	420	422	-	469	470	472	-
	Lo PR	124	125	128	-	131	133	136	-	138	139	142	-	143	145	148	-	149	150	153	-	155	157	160	-
	MBh	35.9	36.4	37.5	-	35.6	36.1	37.1	-	34.7	35.2	36.2	-	33.1	33.6	34.7	-	31.2	31.7	32.8	-	29.5	30.0	31.0	-
75	S/T	0.72	0.64	0.50	-	0.72	0.65	0.51	-	0.75	0.67	0.53	-	1.00	0.69	0.55	-	1.00	0.71	0.58	-	1.00	0.77	0.63	-
	ΔT	17	15	12	-	17	15	12	-	17	15	12	-	17	15	12	-	17	15	12	-	18	16	13	-
	kW	1.99	1.99	1.99	-	2.26	2.26	2.25	-	2.55	2.55	2.55	-	2.87	2.87	2.86	-	3.23	3.22	3.22	-	3.64	3.64	3.64	-
	Amps	7.5	7.5	7.5	-	8.6	8.6	8.6	-	9.9	9.9	9.9	-	11.3	11.3	11.3	-	12.9	12.8	12.8	-	14.7	14.7	14.6	-
	Hi PR	251	252	254	-	290	291	292	-	330	331	333	-	374	375	377	-	421	422	424	-	472	473	475	-
Lo PR	126	128	131	-	134	135	138	-	140	142	145	-	146	147	150	-	151	152	156	-	158	159	162	-	

1050	MBh	34.7	35.2	36.3	37.9	34.4	34.9	36.0	37.5	33.5	34.0	35.0	36.6	31.9	32.4	33.5	35.1	30.0	30.5	31.6	33.2	28.3	28.8	29.8	31.4
	S/T	0.73	0.66	0.52	0.37	0.74	0.66	0.52	0.38	1.00	0.69	0.55	0.40	1.00	0.71	0.57	0.42	1.00	0.73	0.59	0.45	1.00	1.00	0.64	0.50
	ΔT	23	21	18	15	23	21	18	15	23	22	18	15	23	21	18	15	23	21	18	14	24	22	19	15
	kW	1.96	1.96	1.96	1.98	2.23	2.22	2.22	2.24	2.52	2.52	2.51	2.53	2.84	2.84	2.83	2.85	3.19	3.19	3.19	3.21	3.61	3.61	3.60	3.63
	Amps	7.4	7.4	7.3	7.4	8.5	8.5	8.5	8.6	9.8	9.8	9.8	9.8	11.2	11.2	11.1	11.2	12.7	12.7	12.7	12.8	14.5	14.5	14.5	14.6
1160	Hi PR	246	247	249	253	285	286	288	292	326	327	328	333	369	370	372	376	417	418	419	424	467	468	470	474
	Lo PR	122	123	126	131	129	131	134	139	136	137	140	145	141	143	146	151	146	148	151	156	153	155	158	163
	MBh	35.3	35.8	36.8	38.4	35.0	35.5	36.5	38.1	34.1	34.5	35.6	37.2	32.5	33.0	34.0	35.6	30.6	31.1	32.1	33.7	28.8	29.3	30.4	32.0
	S/T	0.81	0.73	0.60	0.45	0.82	0.74	0.60	0.46	1.00	0.77	0.63	0.48	1.00	0.79	0.65	0.50	1.00	0.81	0.67	0.52	1.00	1.00	0.72	0.58
	ΔT	22	20	17	13	22	20	17	13	22	20	17	14	22	20	17	13	22	20	16	13	23	21	18	14
1350	kW	1.98	1.98	1.97	1.99	2.24	2.24	2.24	2.26	2.54	2.54	2.53	2.55	2.86	2.85	2.85	2.87	3.21	3.21	3.20	3.22	3.63	3.63	3.62	3.64
	Amps	7.4	7.4	7.4	7.5	8.6	8.6	8.6	8.6	9.9	9.9	9.8	9.9	11.2	11.2	11.1	11.3	12.8	12.8	12.8	12.8	14.6	14.6	14.6	14.7
	Hi PR	249	250	251	256	287	288	290	294	328	329	331	335	372	373	375	379	419	420	422	426	470	471	472	477
	Lo PR	124	125	128	134	131	133	136	141	138	139	142	148	143	145	148	153	149	150	153	158	155	157	160	165
	MBh	35.9	36.4	37.5	39.1	35.6	36.1	37.2	38.8	34.7	35.2	36.3	37.8	33.2	33.7	34.7	36.3	31.2	31.7	32.8	34.4	29.5	30.0	31.0	32.6
75	S/T	0.85	0.77	0.63	0.49	1.00	0.78	0.64	0.49	1.00	0.80	0.67	0.52	1.00	0.82	0.69	0.54	1.00	0.85	0.71	0.56	1.00	1.00	0.76	0.61
	ΔT	21	19	16	12	21	19	16	12	21	19	16	13	21	19	16	13	20	19	15	12	22	20	17	13
	kW	1.99	1.99	1.99	2.01	2.26	2.25	2.25	2.27	2.55	2.55	2.54	2.56	2.87	2.87	2.86	2.88	3.22	3.22	3.22	3.24	3.64	3.64	3.64	3.66
	Amps	7.5	7.5	7.5	7.6	8.6	8.6	8.6	8.7	9.9	9.9	9.9	10.0	11.3	11.3	11.3	11.4	12.8	12.8	12.8	12.9	14.7	14.7	14.6	14.7
	Hi PR	251	252	254	258	290	291	293	297	330	332	333	338	374	375	377	381	422	423	424	429	472	473	475	479
Lo PR	126	128	131	136	134	135	138	143	140	142	145	150	146	147	150	155	151	153	156	161	158	159	162	168	

IDB*: Entering Indoor Dry Bulb Temperature
 High and low pressures are measured at the liquid and suction service valves.
 Airflow may vary depending on actual ambient conditions and system operation modes.
 Shaded area reflects ACCA conditions
 kW = Total system power
 Amps = outdoor unit amps

EXPANDED COOLING DATA — ASZV903610A* / CA*F3743*6D* + MBVC1601** -1A*+TXV (HIGH STAGE)

IDB*	AIRFLOW	OUTDOOR AMBIENT TEMPERATURE																							
		65°F				75°F				85°F				95°F				105°F				115°F			
		59	63	67	71	59	63	67	71	59	63	67	71	59	63	67	71	59	63	67	71	59	63	67	71
80	MBh	34.9	35.4	36.4	38.0	34.6	35.1	36.1	37.7	33.7	34.2	35.2	36.8	32.1	32.6	33.7	35.2	30.2	30.7	31.8	33.3	28.5	29.0	30.0	31.6
	S/T	0.86	0.78	0.65	0.50	1.00	0.79	0.65	0.51	1.00	0.82	0.68	0.53	1.00	0.84	0.70	0.55	1.00	1.00	0.72	0.57	1.00	1.00	0.77	0.63
	ΔT	27	25	22	19	27	25	22	19	27	25	22	19	27	25	22	18	27	25	22	18	28	26	23	19
	KW	1.96	1.96	1.96	1.98	2.23	2.23	2.22	2.24	2.52	2.52	2.52	2.54	2.84	2.84	2.83	2.85	3.20	3.19	3.19	3.21	3.61	3.61	3.61	3.63
	Amps	7.4	7.4	7.4	7.4	8.5	8.5	8.5	8.6	9.8	9.8	9.8	9.9	11.2	11.2	11.1	11.2	12.7	12.7	12.7	12.8	14.5	14.5	14.5	14.6
	Hi PR	246	247	249	254	285	286	288	292	326	327	329	333	370	371	373	377	417	418	420	424	467	469	470	475
	Lo PR	122	124	127	132	130	131	134	139	136	138	141	146	142	143	146	151	147	148	152	157	154	155	158	164
	MBh	35.5	35.9	37.0	38.6	35.1	35.6	36.7	38.3	34.2	34.7	35.8	37.4	32.7	33.2	34.2	35.8	30.8	31.2	32.3	33.9	29.0	29.5	30.5	32.1
	S/T	1.00	0.86	0.72	0.58	1.00	0.87	0.73	0.58	1.00	0.89	0.75	0.61	1.00	0.91	0.77	0.63	1.00	1.00	0.80	0.65	1.00	1.00	0.85	0.70
	ΔT	26	24	21	17	26	24	21	17	26	24	21	17	26	24	21	17	25	24	20	17	27	25	21	18
KW	1.98	1.98	1.97	1.99	2.24	2.24	2.24	2.26	2.54	2.54	2.53	2.55	2.86	2.85	2.85	2.87	3.21	3.21	3.21	3.23	3.63	3.63	3.62	3.64	
Amps	7.4	7.4	7.4	7.5	8.6	8.6	8.6	8.6	9.9	9.9	9.8	9.9	11.2	11.2	11.2	11.3	12.8	12.8	12.8	12.9	14.6	14.6	14.6	14.7	
Hi PR	249	250	252	256	288	289	291	295	329	330	331	336	372	373	375	379	420	421	422	427	470	471	473	477	
Lo PR	124	126	129	134	132	133	136	142	138	140	143	148	144	145	148	154	149	151	154	159	156	157	160	166	
MBh	36.1	36.6	37.7	39.2	35.8	36.3	37.3	38.9	34.9	35.4	36.4	38.0	33.3	33.8	34.9	36.5	31.4	31.9	33.0	34.5	29.7	30.2	31.2	32.8	
S/T	1.00	0.90	0.76	0.62	1.00	0.91	0.77	0.62	1.00	0.93	0.79	0.65	1.00	1.00	0.81	0.67	1.00	1.00	0.84	0.69	1.00	1.00	0.89	0.74	
ΔT	25	23	20	16	25	23	20	16	25	23	20	16	25	23	20	16	24	23	19	16	25	24	20	17	
KW	1.99	1.99	1.99	2.01	2.26	2.26	2.25	2.27	2.55	2.55	2.55	2.57	2.87	2.87	2.86	2.88	3.23	3.22	3.22	3.24	3.64	3.64	3.64	3.66	
Amps	7.5	7.5	7.5	7.6	8.6	8.6	8.6	8.7	9.9	9.9	9.9	10.0	11.3	11.3	11.3	11.4	12.9	12.8	12.8	12.9	14.7	14.7	14.6	14.7	
Hi PR	251	252	254	258	290	291	293	297	331	332	334	338	375	376	378	382	422	423	425	429	472	474	475	480	
Lo PR	127	128	131	137	134	136	139	144	141	142	145	150	146	148	151	156	152	153	156	161	158	160	163	168	

85	MBh	35.5	36.0	37.0	38.6	35.2	35.7	36.7	38.3	34.3	34.8	35.8	37.4	32.7	33.2	34.2	35.8	30.8	31.3	32.3	33.9	29.1	29.6	30.6	32.2
	S/T	1.00	0.89	0.75	0.60	1.00	0.89	0.76	0.61	1.00	1.00	0.78	0.64	1.00	1.00	0.80	0.66	1.00	1.00	0.82	0.68	1.00	1.00	1.00	0.73
	ΔT	30	29	25	22	30	29	25	22	31	29	26	22	30	29	25	22	30	28	25	22	31	30	26	23
	KW	1.97	1.97	1.96	1.98	2.23	2.23	2.23	2.25	2.53	2.52	2.52	2.54	2.85	2.84	2.84	2.86	3.20	3.20	3.19	3.21	3.62	3.62	3.61	3.63
	Amps	7.4	7.4	7.4	7.4	8.5	8.5	8.5	8.6	9.8	9.8	9.8	9.9	11.2	11.2	11.2	11.3	12.7	12.7	12.7	12.8	14.6	14.5	14.5	14.6
	Hi PR	248	249	250	255	286	287	289	294	327	328	330	334	371	372	374	378	418	419	421	425	469	470	471	476
	Lo PR	124	126	129	134	131	133	136	141	138	139	143	148	143	145	148	153	149	150	153	159	156	157	160	165
	MBh	36.0	36.5	37.6	39.2	35.7	36.2	37.3	38.8	34.8	35.3	36.3	37.9	33.3	33.7	34.8	36.4	31.3	31.8	32.9	34.5	29.6	30.1	31.1	32.7
	S/T	1.00	0.96	0.83	0.68	1.00	0.97	0.83	0.69	1.00	1.00	0.86	0.71	1.00	1.00	0.88	0.73	1.00	1.00	0.90	0.75	1.00	1.00	1.00	0.81
	ΔT	29	27	24	21	29	27	24	21	29	28	24	21	29	27	24	21	29	27	24	20	30	28	25	22
KW	1.99	1.98	1.98	2.00	2.25	2.25	2.24	2.26	2.54	2.54	2.54	2.56	2.86	2.86	2.86	2.88	3.22	3.22	3.21	3.23	3.63	3.63	3.63	3.65	
Amps	7.5	7.5	7.4	7.5	8.6	8.6	8.6	8.7	9.9	9.9	9.9	10.0	11.3	11.3	11.2	11.3	12.8	12.8	12.8	12.9	14.6	14.6	14.6	14.7	
Hi PR	250	251	253	257	289	290	292	296	330	331	332	337	373	375	376	381	421	422	424	428	471	472	474	478	
Lo PR	126	128	131	136	134	135	138	143	140	142	145	150	146	147	150	155	151	152	156	161	158	159	162	168	
MBh	36.7	37.2	38.2	39.8	36.4	36.9	37.9	39.5	35.5	36.0	37.0	38.6	33.9	34.4	35.5	37.0	32.0	32.5	33.5	35.1	30.3	30.8	31.8	33.4	
S/T	1.00	1.00	0.86	0.72	1.00	1.00	0.87	0.73	1.00	1.00	0.90	0.75	1.00	1.00	0.92	0.77	1.00	1.00	0.94	0.79	1.00	1.00	1.00	0.85	
ΔT	28	26	23	20	28	26	23	20	28	27	23	20	28	26	23	20	28	26	23	19	29	27	24	20	
KW	2.00	2.00	1.99	2.01	2.26	2.26	2.26	2.28	2.56	2.56	2.55	2.57	2.88	2.87	2.87	2.89	3.23	3.23	3.22	3.24	3.65	3.65	3.64	3.66	
Amps	7.5	7.5	7.5	7.6	8.7	8.7	8.6	8.7	9.9	9.9	9.9	10.0	11.3	11.3	11.3	11.4	12.9	12.9	12.8	12.9	14.7	14.7	14.7	14.7	
Hi PR	253	254	255	260	291	292	294	298	332	333	335	339	376	377	379	383	423	424	426	430	474	475	476	481	
Lo PR	129	130	133	138	136	137	141	146	142	144	147	152	148	149	153	158	153	155	158	163	160	162	165	170	

IDB*: Entering Indoor Dry Bulb Temperature
 High and low pressures are measured at the liquid and suction service valves.
 Airflow may vary depending on actual ambient conditions and system operation modes.
 Shaded area reflects AHRI conditions
 kW = Total system power
 Amps = outdoor unit amps

IDB*		OUTDOOR AMBIENT TEMPERATURE												ENTERING INDOOR WET BULB TEMPERATURE																							
		65°F						75°F						85°F						95°F						105°F						115°F					
		59	63	67	71	71	71	59	63	67	71	71	71	59	63	67	71	71	71	59	63	67	71	71	71	59	63	67	71	71	71	59	63	67	71	71	71
1300	MBh	43.3	44.9	47.7	-	-	42.3	43.8	47.3	-	-	41.2	42.8	46.1	-	-	40.2	41.7	44.0	-	-	-	38.2	39.6	41.5	-	-	-	35.4	36.7	39.2	-	-	-			
	S/T	0.60	0.52	0.38	-	-	0.60	0.53	0.39	-	-	0.63	0.55	0.42	-	-	0.65	0.57	0.44	-	-	-	1.00	0.60	0.46	-	-	-	1.00	0.65	0.51	-	-	-			
	ΔT	20	19	15	-	-	20	18	15	-	-	21	19	15	-	-	20	18	15	-	-	-	20	18	15	-	-	-	21	19	16	-	-	-			
	kW	2.81	2.86	2.95	-	-	3.02	3.08	3.18	-	-	3.21	3.28	3.39	-	-	3.38	3.45	3.56	-	-	-	3.52	3.60	3.72	-	-	-	3.64	3.72	3.85	-	-	-			
	Amps	9.8	9.8	9.7	-	-	11.2	11.2	11.2	-	-	12.9	12.9	12.9	-	-	14.7	14.7	14.7	-	-	-	16.7	16.7	16.7	-	-	-	19.0	19.0	19.0	-	-	-			
	Hi PR	252	254	255	-	-	292	293	295	-	-	334	335	337	-	-	379	380	382	-	-	-	428	429	431	-	-	-	480	481	482	-	-	-			
Lo PR	120	122	125	-	-	128	129	132	-	-	134	136	139	-	-	140	141	144	-	-	-	145	146	149	-	-	-	152	153	156	-	-	-				
70	MBh	43.9	45.6	48.4	-	-	42.9	44.5	48.0	-	-	41.9	43.4	46.8	-	-	40.9	42.4	44.7	-	-	-	38.8	40.2	42.2	-	-	-	35.9	37.2	39.9	-	-	-			
	S/T	0.68	0.60	0.46	-	-	0.68	0.60	0.47	-	-	0.71	0.63	0.49	-	-	0.73	0.65	0.51	-	-	-	1.00	0.67	0.53	-	-	-	1.00	0.72	0.59	-	-	-			
	ΔT	19	17	14	-	-	19	17	14	-	-	19	17	14	-	-	19	17	14	-	-	-	19	17	13	-	-	-	20	18	15	-	-	-			
	kW	2.84	2.90	3.00	-	-	3.06	3.13	3.23	-	-	3.25	3.33	3.43	-	-	3.42	3.50	3.62	-	-	-	3.57	3.65	3.77	-	-	-	3.69	3.78	3.90	-	-	-			
	Amps	9.9	9.9	9.8	-	-	11.3	11.3	11.3	-	-	13.0	13.0	13.0	-	-	14.8	14.8	14.7	-	-	-	16.8	16.8	16.7	-	-	-	19.1	19.1	19.1	-	-	-			
	Hi PR	255	256	258	-	-	295	296	298	-	-	337	338	340	-	-	382	383	385	-	-	-	430	431	433	-	-	-	482	483	485	-	-	-			
Lo PR	122	124	127	-	-	130	131	134	-	-	136	138	141	-	-	142	143	146	-	-	-	147	148	152	-	-	-	154	155	158	-	-	-				
1580	MBh	44.4	46.0	49.3	-	-	43.3	44.9	48.9	-	-	42.3	43.9	47.7	-	-	41.3	42.8	45.6	-	-	-	39.2	40.6	43.1	-	-	-	36.3	37.6	40.8	-	-	-			
	S/T	0.71	0.64	0.50	-	-	0.72	0.64	0.51	-	-	0.75	0.67	0.53	-	-	1.00	0.69	0.55	-	-	-	1.00	0.71	0.57	-	-	-	1.00	0.76	0.63	-	-	-			
	ΔT	18	16	13	-	-	18	16	12	-	-	18	16	13	-	-	18	16	12	-	-	-	18	16	12	-	-	-	19	17	13	-	-	-			
	kW	2.85	2.91	3.00	-	-	3.07	3.14	3.24	-	-	3.26	3.33	3.44	-	-	3.43	3.51	3.62	-	-	-	3.58	3.66	3.78	-	-	-	3.70	3.79	3.91	-	-	-			
	Amps	9.9	9.9	9.9	-	-	11.4	11.4	11.4	-	-	13.1	13.1	13.0	-	-	14.9	14.9	14.8	-	-	-	16.9	16.8	16.8	-	-	-	19.2	19.2	19.2	-	-	-			
	Hi PR	258	259	260	-	-	297	299	300	-	-	339	340	342	-	-	384	385	387	-	-	-	433	434	436	-	-	-	485	486	488	-	-	-			
Lo PR	125	126	129	-	-	132	134	137	-	-	139	140	143	-	-	144	146	149	-	-	-	149	151	154	-	-	-	156	158	161	-	-	-				

1300	MBh	44.0	45.3	47.7	49.8	-	43.0	44.3	47.3	49.4	-	42.0	43.2	46.1	48.2	-	40.9	42.1	44.1	46.1	-	38.9	40.0	41.5	43.6	-	36.0	37.0	39.2	41.3	-	-	-
	S/T	0.73	0.65	0.51	0.37	-	0.74	0.66	0.52	0.38	-	1.00	0.68	0.55	0.40	-	1.00	0.70	0.57	0.42	-	1.00	0.73	0.59	0.44	-	1.00	0.78	0.64	0.50	-	-	-
	ΔT	24	23	19	16	-	24	23	19	15	-	25	23	19	16	-	24	23	19	15	-	24	22	19	15	-	25	23	20	16	-	-	-
	kW	2.83	2.89	2.98	3.07	-	3.04	3.11	3.21	3.31	-	3.24	3.31	3.41	3.53	-	3.41	3.48	3.59	3.71	-	3.55	3.63	3.75	3.87	-	3.67	3.75	3.88	4.01	-	-	-
	Amps	9.8	9.7	9.7	9.8	-	11.2	11.2	11.2	11.3	-	12.9	12.9	12.9	13.0	-	14.7	14.7	14.6	14.8	-	16.7	16.7	16.6	16.8	-	19.0	19.0	19.0	19.1	-	-	-
	Hi PR	253	254	256	260	-	293	294	295	300	-	334	336	337	342	-	379	381	382	387	-	428	429	431	435	-	480	481	483	487	-	-	-
Lo PR	120	122	125	130	-	128	129	132	137	-	134	136	139	144	-	140	141	144	149	-	145	146	149	155	-	152	153	156	161	-	-	-	
75	MBh	44.7	46.0	48.4	50.5	-	43.6	44.9	48.0	50.1	-	42.6	43.9	46.8	48.9	-	41.6	42.8	44.8	46.9	-	39.5	40.6	42.2	44.3	-	36.5	37.6	40.0	42.0	-	-	-
	S/T	0.81	0.73	0.59	0.45	-	0.81	0.74	0.60	0.45	-	1.00	0.76	0.62	0.48	-	1.00	0.78	0.64	0.50	-	1.00	0.80	0.67	0.52	-	1.00	1.00	0.72	0.57	-	-	-
	ΔT	23	21	18	14	-	23	21	18	14	-	23	21	18	14	-	23	21	18	14	-	23	21	17	14	-	24	22	19	15	-	-	-
	kW	2.87	2.93	3.02	3.12	-	3.09	3.15	3.26	3.36	-	3.28	3.35	3.46	3.58	-	3.45	3.53	3.65	3.77	-	3.60	3.68	3.80	3.93	-	3.73	3.81	3.94	4.07	-	-	-
	Amps	9.9	9.8	9.8	9.9	-	11.3	11.3	11.3	11.4	-	13.0	13.0	13.0	13.1	-	14.8	14.7	14.9	14.9	-	16.8	16.8	16.7	16.9	-	19.1	19.1	19.1	19.2	-	-	-
	Hi PR	255	256	258	263	-	295	296	298	302	-	337	338	340	344	-	382	383	385	389	-	431	432	433	438	-	482	483	485	490	-	-	-
Lo PR	122	124	127	132	-	130	131	134	139	-	136	138	141	146	-	142	143	146	151	-	147	148	152	157	-	154	155	158	163	-	-	-	
1580	MBh	45.1	46.5	49.3	51.4	-	44.1	45.4	48.9	51.0	-	43.0	44.3	47.7	49.8	-	42.0	43.2	45.6	47.7	-	39.9	41.0	43.1	45.2	-	36.9	38.0	40.8	42.9	-	-	-
	S/T	0.84	0.77	0.63	0.49	-	0.85	0.77	0.64	0.49	-	1.00	0.80	0.66	0.52	-	1.00	0.82	0.68	0.54	-	1.00	0.84	0.70	0.56	-	1.00	1.00	0.76	0.61	-	-	-
	ΔT	22	20	17	13	-	22	20	17	13	-	22	20	17	13	-	22	20	17	13	-	22	20	16	13	-	23	21	17	14	-	-	-
	kW	2.87	2.93	3.03	3.12	-	3.09	3.16	3.26	3.37	-	3.29	3.36	3.47	3.59	-	3.46	3.54	3.66	3.78	-	3.61	3.69	3.81	3.94	-	3.73	3.82	3.95	4.08	-	-	-
	Amps	9.9	9.9	9.9	10.0	-	11.4	11.4	11.4	11.5	-	13.1	13.1	13.0	13.1	-	14.9	14.8	14.8	14.9	-	16.9	16.8	16.8	16.9	-	19.2	19.2	19.2	19.3	-	-	-
	Hi PR	258	259	261	265	-	298	299	301	305	-	340	341	342	347	-	385	386	387	392	-	433	434	436	440	-	485	486	488	492	-	-	-
Lo PR	125	126	129	135	-	132	134	137	142	-	139	140	143	148	-	144	146	149	154	-	149	151	154	159	-	156	158	161	166	-	-	-	

IDB*: Entering Indoor Dry Bulb Temperature
 High and low pressures are measured at the liquid and suction service valves.
 Airflow may vary depending on actual ambient conditions and system operation modes.
 Shaded area reflects ACCA conditions
 kW = Total system power
 Amps = outdoor unit amps

EXPANDED COOLING DATA — ASZV904810A* / CA*F4961*6D* + MBVC2001** -1A*+TXV (HIGH STAGE)

IDB*	AIRFLOW	OUTDOOR AMBIENT TEMPERATURE												ENTERING INDOOR WET BULB TEMPERATURE											
		65°F				75°F				85°F				95°F				105°F				115°F			
		59	63	67	71	59	63	67	71	59	63	67	71	59	63	67	71	59	63	67	71	59	63	67	71
80	MBh	44.8	45.8	48.0	50.0	43.8	44.7	47.5	49.6	42.7	43.6	46.3	48.4	41.7	42.6	44.3	46.4	39.6	40.4	41.8	43.9	36.6	37.4	39.5	41.6
	S/T	0.86	0.78	0.64	0.50	1.00	0.79	0.65	0.50	1.00	0.81	0.67	0.53	1.00	0.83	0.69	0.55	1.00	1.00	0.72	0.57	1.00	1.00	0.77	0.62
	ΔT	29	27	23	20	29	27	23	20	29	27	23	20	29	27	23	20	28	26	23	19	29	28	24	21
	KW	2.85	2.91	3.00	3.10	3.07	3.14	3.24	3.34	3.26	3.33	3.44	3.56	3.43	3.51	3.62	3.75	3.58	3.66	3.78	3.91	3.70	3.79	3.91	4.05
	Amps	9.8	9.8	9.7	9.8	11.2	11.2	11.2	11.3	12.9	12.9	12.9	13.0	14.7	14.7	14.7	14.8	16.7	16.7	16.7	16.8	19.0	19.0	19.0	19.1
	Hi PR	253	254	256	260	293	294	296	300	335	336	338	342	380	381	383	387	428	430	431	436	480	481	483	488
	Lo PR	121	122	125	131	128	130	133	138	135	136	139	144	140	142	145	150	145	147	150	155	152	154	157	162
	MBh	45.5	46.5	48.7	50.8	44.4	45.4	48.3	50.3	43.4	44.3	47.1	49.1	42.3	43.2	45.0	47.1	40.2	41.0	42.5	44.6	37.2	38.0	40.2	42.3
	S/T	1.00	0.86	0.72	0.57	1.00	0.86	0.73	0.58	1.00	0.89	0.75	0.61	1.00	0.91	0.77	0.63	1.00	1.00	0.79	0.65	1.00	1.00	0.84	0.70
	ΔT	27	25	22	18	27	25	22	18	27	26	22	18	27	25	22	18	27	25	22	18	28	26	23	19
KW	2.89	2.95	3.04	3.14	3.11	3.18	3.28	3.39	3.31	3.38	3.49	3.61	3.48	3.56	3.75	3.80	3.63	3.71	3.83	3.96	3.76	3.84	3.97	4.11	
Amps	9.9	9.8	9.8	9.9	11.3	11.3	11.3	11.4	13.0	13.0	13.0	13.1	14.8	14.8	14.7	14.9	16.8	16.8	16.7	16.9	19.1	19.1	19.1	19.2	
Hi PR	256	257	259	263	296	297	299	303	337	339	340	345	382	384	385	390	431	432	434	438	483	484	486	490	
Lo PR	123	124	128	133	130	132	135	140	137	138	141	146	142	144	147	152	148	149	152	157	154	156	159	164	
MBh	45.9	47.0	49.5	51.6	44.9	45.9	49.0	51.2	43.8	44.8	47.8	50.0	42.7	43.7	45.9	48.0	40.6	41.5	43.4	45.5	37.6	38.4	41.1	43.2	
S/T	1.00	0.89	0.76	0.61	1.00	0.90	0.76	0.62	1.00	0.93	0.79	0.64	1.00	1.00	0.81	0.66	1.00	1.00	0.83	0.69	1.00	1.00	0.88	0.74	
ΔT	26	24	21	17	26	24	21	17	26	24	21	17	26	24	21	17	26	24	20	17	27	25	22	18	
KW	2.90	2.96	3.05	3.15	3.12	3.19	3.29	3.40	3.32	3.39	3.50	3.62	3.49	3.57	3.69	3.81	3.64	3.72	3.84	3.97	3.77	3.85	3.98	4.12	
Amps	9.9	9.9	9.9	10.0	11.4	11.4	11.4	11.5	13.1	13.1	13.0	13.1	14.9	14.8	14.8	14.9	16.9	16.8	16.8	16.9	19.2	19.2	19.2	19.3	
Hi PR	258	259	261	266	298	299	301	305	340	341	343	347	385	386	388	392	434	435	436	441	485	486	488	493	
Lo PR	125	127	130	135	133	134	137	142	139	141	144	149	145	146	149	154	150	151	154	160	157	158	161	166	
85	MBh	45.6	46.5	48.7	50.8	44.5	45.4	47.6	50.8	43.5	44.3	46.4	49.5	42.4	43.2	45.3	48.3	40.3	41.0	42.5	44.6	37.3	38.0	39.8	42.5
	S/T	1.00	0.88	0.74	0.60	1.00	0.89	0.75	0.61	1.00	1.00	0.78	0.63	1.00	1.00	0.80	0.65	1.00	1.00	0.82	0.67	1.00	1.00	1.00	0.73
	ΔT	32	30	27	23	32	30	27	23	32	31	27	24	32	30	27	23	32	30	27	23	33	31	28	24
	KW	2.87	2.93	3.03	3.12	3.09	3.16	3.26	3.37	3.29	3.36	3.47	3.59	3.46	3.54	3.65	3.78	3.61	3.69	3.81	3.94	3.73	3.82	3.95	4.08
	Amps	9.8	9.8	9.8	9.9	11.3	11.3	11.2	11.4	12.9	12.9	12.9	13.0	14.7	14.7	14.7	14.8	16.7	16.7	16.7	16.8	19.1	19.1	19.0	19.1
	Hi PR	254	255	257	262	294	295	297	302	336	337	339	343	381	382	384	388	430	431	432	437	481	483	484	489
	Lo PR	123	124	127	132	130	132	135	140	136	138	141	146	142	143	146	152	147	149	152	157	154	155	158	164
	MBh	46.3	47.2	49.4	51.5	45.2	46.1	48.3	51.5	44.1	45.0	47.1	50.3	43.0	43.9	46.0	49.1	40.9	41.7	43.3	45.3	37.8	38.6	40.4	43.1
	S/T	1.00	0.96	0.82	0.68	1.00	0.97	0.83	0.68	1.00	1.00	0.85	0.71	1.00	1.00	0.87	0.73	1.00	1.00	0.90	0.75	1.00	1.00	1.00	0.80
	ΔT	31	29	26	22	31	29	25	22	31	29	26	22	31	29	25	22	31	29	25	22	32	30	26	23
KW	2.91	2.97	3.07	3.17	3.14	3.21	3.31	3.42	3.34	3.41	3.52	3.64	3.51	3.59	3.71	3.83	3.66	3.74	3.87	4.00	3.79	3.87	4.00	4.14	
Amps	9.9	9.9	9.9	10.0	11.4	11.4	11.3	11.4	13.0	13.0	13.0	13.1	14.8	14.8	14.8	14.9	16.8	16.8	16.8	16.9	19.2	19.1	19.1	19.2	
Hi PR	257	258	260	264	297	298	300	304	339	340	342	346	384	385	387	391	432	433	435	440	484	485	487	491	
Lo PR	125	126	129	134	132	134	137	142	139	140	143	148	144	145	149	154	149	151	154	159	156	158	161	166	
MBh	46.8	47.7	49.9	52.4	45.7	46.5	48.8	52.0	44.6	45.4	47.6	50.8	43.5	44.3	46.4	49.6	41.3	42.1	44.1	46.2	38.2	39.0	40.8	43.6	
S/T	1.00	1.00	0.86	0.71	1.00	1.00	0.87	0.72	1.00	1.00	0.89	0.75	1.00	1.00	0.91	0.77	1.00	1.00	0.93	0.79	1.00	1.00	1.00	0.84	
ΔT	30	28	24	21	30	28	24	21	30	28	25	21	30	28	24	21	29	28	24	20	31	29	25	22	
KW	2.92	2.98	3.08	3.18	3.15	3.21	3.32	3.43	3.34	3.42	3.53	3.65	3.52	3.60	3.72	3.84	3.67	3.75	3.88	4.01	3.80	3.88	4.01	4.15	
Amps	10.0	10.0	9.9	10.0	11.4	11.4	11.4	11.5	13.1	13.1	13.1	13.2	14.9	14.9	14.9	15.0	16.9	16.9	16.9	17.0	19.2	19.2	19.2	19.3	
Hi PR	259	261	262	267	299	300	302	307	341	342	344	348	386	387	389	393	435	436	438	442	487	488	489	494	
Lo PR	127	129	132	137	135	136	139	144	141	142	146	151	146	148	151	156	152	153	156	161	158	160	163	168	

IDB*: Entering Indoor Dry Bulb Temperature
 High and low pressures are measured at the liquid and suction valves.
 Airflow may vary depending on actual ambient conditions and system operation modes.
 Shaded area reflects AHRI conditions
 kW = Total system power
 Amps = outdoor unit amps

EXPANDED COOLING DATA — ASZV906010A* / CA*F4961*6D* + MBVC2001** -1A* + TXV (HIGH STAGE)

IDB*		OUTDOOR AMBIENT TEMPERATURE																								
		65°F				75°F				85°F				95°F				105°F				115°F				
		59	63	67	71	59	63	67	71	59	63	67	71	59	63	67	71	59	63	67	71	59	63	67	71	
1390		MBh	52.8	53.5	55.1	-	52.3	53.1	54.6	-	50.9	51.7	53.3	-	48.5	49.3	50.9	-	45.6	46.4	48.0	-	43.0	43.7	45.3	-
		S/T	0.58	0.51	0.37	-	0.59	0.51	0.38	-	0.61	0.54	0.40	-	0.63	0.56	0.42	-	0.66	0.58	0.45	-	1.00	0.63	0.50	-
		ΔT	21	19	15	-	21	19	15	-	21	19	16	-	21	19	15	-	21	19	15	-	22	20	16	-
		kW	3.42	3.42	3.41	-	3.88	3.87	3.87	-	4.38	4.38	4.37	-	4.93	4.93	4.92	-	5.55	5.54	5.54	-	6.27	6.26	6.26	-
		Amps	12.9	12.9	12.8	-	14.8	14.8	14.8	-	17.1	17.0	17.0	-	19.4	19.4	19.4	-	22.1	22.1	22.1	-	25.2	25.2	25.2	-
		Hi-PR	262	263	265	-	303	304	306	-	347	348	350	-	393	395	396	-	444	445	447	-	498	499	501	-
		Lo-PR	118	119	122	-	125	127	130	-	132	133	136	-	137	138	141	-	142	144	147	-	149	150	153	-
70		MBh	53.6	54.3	55.9	-	53.1	53.9	55.5	-	51.7	52.5	54.1	-	49.4	50.1	51.7	-	46.5	47.2	48.8	-	43.8	44.6	46.1	-
		S/T	0.66	0.58	0.45	-	0.66	0.59	0.45	-	0.69	0.61	0.48	-	0.71	0.63	0.50	-	1.00	0.65	0.52	-	1.00	0.71	0.57	-
		ΔT	20	18	14	-	19	18	14	-	20	18	14	-	19	18	14	-	19	17	14	-	20	18	15	-
		kW	3.45	3.45	3.44	-	3.91	3.90	3.89	-	4.41	4.41	4.40	-	4.96	4.96	4.95	-	5.58	5.57	5.57	-	6.30	6.29	6.29	-
		Amps	13.0	13.0	12.9	-	15.0	15.0	14.9	-	17.2	17.2	17.1	-	19.6	19.6	19.5	-	22.2	22.2	22.2	-	25.4	25.4	25.3	-
		Hi-PR	265	266	268	-	306	307	309	-	349	351	352	-	396	397	399	-	446	448	449	-	500	501	503	-
		Lo-PR	120	122	125	-	127	129	132	-	134	135	138	-	139	140	143	-	144	146	149	-	151	152	155	-
1870		MBh	54.6	55.4	56.9	-	54.1	54.9	56.5	-	52.8	53.5	55.1	-	50.4	51.1	52.7	-	47.5	48.2	49.8	-	44.8	45.6	47.2	-
		S/T	0.70	0.62	0.49	-	0.70	0.63	0.49	-	0.73	0.65	0.52	-	0.75	0.67	0.54	-	1.00	0.69	0.56	-	1.00	0.74	0.61	-
		ΔT	18	16	13	-	18	16	13	-	19	17	13	-	18	16	13	-	18	16	13	-	19	17	14	-
		kW	3.47	3.47	3.46	-	3.93	3.93	3.92	-	4.44	4.43	4.43	-	4.99	4.98	4.98	-	5.60	5.60	5.59	-	6.32	6.32	6.31	-
		Amps	13.1	13.1	13.0	-	15.1	15.1	15.0	-	17.3	17.3	17.2	-	19.7	19.7	19.6	-	22.3	22.3	22.3	-	25.5	25.5	25.4	-
		Hi-PR	267	268	270	-	309	310	312	-	352	353	355	-	399	400	402	-	449	450	452	-	503	504	506	-
		Lo-PR	122	124	127	-	130	131	134	-	136	137	140	-	141	143	146	-	147	148	151	-	153	155	158	-

1390		MBh	52.8	53.6	55.1	57.6	52.3	53.1	54.7	57.1	51.0	51.7	53.3	55.7	48.6	49.3	50.9	53.3	45.7	46.4	48.0	50.4	43.0	43.8	45.3	47.8	
		S/T	0.71	0.64	0.50	0.36	0.72	0.64	0.51	0.37	0.74	0.67	0.53	0.39	1.00	0.69	0.55	0.41	1.00	0.71	0.57	0.43	1.00	1.00	0.76	0.62	0.48
		ΔT	25	23	20	16	25	23	20	16	25	23	20	16	25	23	20	16	25	23	19	16	26	24	21	17	
		kW	3.42	3.42	3.41	3.44	3.87	3.87	3.86	3.90	4.38	4.38	4.37	4.41	4.93	4.93	4.92	4.95	5.55	5.54	5.53	5.57	6.27	6.26	6.25	6.29	
		Amps	12.9	12.8	12.8	13.0	14.8	14.8	14.8	14.9	17.0	17.0	17.0	17.1	19.4	19.4	19.4	19.5	22.1	22.1	22.1	22.2	25.2	25.2	25.2	25.3	
		Hi-PR	262	263	265	270	304	305	307	311	347	348	350	354	394	395	397	401	444	445	447	452	498	499	501	505	
		Lo-PR	118	120	123	128	125	127	130	135	132	133	136	141	137	138	141	146	142	144	147	152	149	150	153	158	
75		MBh	53.6	54.4	56.0	58.4	53.2	53.9	55.5	57.9	51.8	52.5	54.1	56.5	49.4	50.1	51.7	54.1	46.5	47.2	48.8	51.2	43.8	44.6	46.2	48.6	
		S/T	0.79	0.71	0.58	0.44	0.79	0.72	0.58	0.44	1.00	0.74	0.61	0.47	1.00	0.76	0.63	0.49	1.00	0.78	0.65	0.51	1.00	1.00	0.83	0.70	0.56
		ΔT	24	22	18	15	24	22	18	15	24	22	18	15	24	22	18	14	23	22	18	14	25	23	19	15	
		kW	3.45	3.44	3.44	3.47	3.90	3.90	3.89	3.93	4.41	4.41	4.40	4.43	4.96	4.96	4.95	4.98	5.57	5.57	5.56	5.60	6.29	6.29	6.28	6.32	
		Amps	13.0	13.0	12.9	13.1	15.0	14.9	14.9	15.1	17.2	17.2	17.1	17.3	19.6	19.5	19.5	19.7	22.2	22.2	22.2	22.3	25.4	25.3	25.3	25.5	
		Hi-PR	265	266	268	272	306	307	309	314	350	351	353	357	396	397	399	404	447	448	450	454	500	502	503	508	
		Lo-PR	120	122	125	130	127	129	132	137	134	135	138	143	139	140	143	148	144	146	149	154	151	152	155	160	
1870		MBh	54.7	55.4	57.0	59.4	54.2	54.9	56.5	58.9	52.8	53.5	55.1	57.5	50.4	51.2	52.7	55.2	47.5	48.3	49.8	52.3	44.9	45.6	47.2	49.6	
		S/T	0.82	0.75	0.61	0.47	0.83	0.75	0.62	0.48	1.00	0.78	0.64	0.50	1.00	0.80	0.66	0.52	1.00	0.82	0.69	0.54	1.00	1.00	0.87	0.74	0.60
		ΔT	23	21	17	13	23	21	17	13	23	21	17	14	23	21	17	13	22	20	17	13	23	22	18	14	
		kW	3.47	3.47	3.46	3.50	3.93	3.92	3.92	3.95	4.43	4.43	4.42	4.46	4.98	4.98	4.97	5.01	5.60	5.59	5.59	5.62	6.32	6.31	6.31	6.34	
		Amps	13.1	13.1	13.0	13.2	15.1	15.0	15.0	15.2	17.3	17.3	17.2	17.4	19.7	19.6	19.6	19.8	22.3	22.3	22.3	22.4	25.5	25.4	25.4	25.6	
		Hi-PR	267	269	270	275	309	310	312	316	352	353	355	360	399	400	402	407	449	450	452	457	503	504	506	511	
		Lo-PR	122	124	127	132	130	131	134	139	136	137	140	145	141	143	146	151	147	148	151	156	153	155	158	163	

IDB*: Entering Indoor Dry Bulb Temperature
 High and low pressures are measured at the liquid and suction service valves.
 Airflow may vary depending on actual ambient conditions and system operation modes.
 Shaded area reflects ACCA conditions
 kW = Total system power
 Amps = outdoor unit amps

EXPANDED COOLING DATA — ASZV906010A* / CA*F4961*6D* + MBVC2001** -1A*+TXV (HIGH STAGE)

IDB* AIRFLOW		OUTDOOR AMBIENT TEMPERATURE												ENTERING INDOOR WET BULB TEMPERATURE											
		65°F				75°F				85°F				95°F				105°F				115°F			
		59	63	67	71	59	63	67	71	59	63	67	71	59	63	67	71	59	63	67	71	59	63	67	71
80	MBh	53.1	53.8	55.4	57.8	52.6	53.4	54.9	57.4	51.2	52.0	53.6	56.0	48.9	49.6	51.2	53.6	45.9	46.7	48.3	50.7	43.3	44.0	45.6	48.0
	S/T	0.83	0.76	0.63	0.48	1.00	0.77	0.63	0.49	1.00	0.79	0.66	0.52	1.00	0.81	0.68	0.53	1.00	0.83	0.70	0.56	1.00	1.00	0.75	0.61
	ΔT	29	27	24	20	29	27	24	20	30	28	24	20	29	27	24	20	29	27	24	20	30	28	25	21
	kW	3.42	3.42	3.41	3.45	3.88	3.87	3.87	3.90	4.38	4.38	4.37	4.41	4.93	4.93	4.92	4.96	5.55	5.54	5.54	5.57	6.27	6.26	6.26	6.29
	Amps	12.9	12.9	12.8	13.0	14.8	14.8	14.8	14.9	17.1	17.0	17.0	17.2	19.4	19.4	19.4	19.5	22.1	22.1	22.1	22.2	25.2	25.2	25.2	25.3
	Hi-PR	263	264	266	270	304	305	307	312	347	349	350	355	394	395	397	402	444	446	447	452	498	499	501	506
	Lo-PR	119	120	123	128	126	127	130	135	132	134	137	142	137	139	142	147	143	144	147	152	149	151	154	159
	MBh	53.9	54.7	56.2	58.6	53.4	54.2	55.8	58.2	52.0	52.8	54.4	56.8	49.7	50.4	52.0	54.4	46.8	47.5	49.1	51.5	44.1	44.9	46.4	48.9
	S/T	0.91	0.83	0.70	0.56	1.00	0.84	0.71	0.57	1.00	0.86	0.73	0.59	1.00	0.88	0.75	0.61	1.00	1.00	0.77	0.63	1.00	1.00	0.82	0.68
	ΔT	28	26	23	19	28	26	22	19	28	26	23	19	28	26	22	19	28	26	22	18	29	27	23	20
kW	3.45	3.45	3.44	3.47	3.91	3.90	3.89	3.93	4.41	4.41	4.40	4.44	4.96	4.96	4.96	5.04	5.58	5.57	5.57	5.60	6.30	6.29	6.29	6.32	
Amps	13.0	13.0	12.9	13.1	15.0	15.0	14.9	15.1	17.2	17.2	17.1	17.3	19.6	19.6	19.6	19.7	22.2	22.2	22.2	22.3	25.4	25.4	25.3	25.5	
Hi-PR	265	266	268	273	307	308	310	314	350	351	353	358	397	398	400	404	447	448	450	455	501	502	504	508	
Lo-PR	123	124	127	133	130	132	135	140	136	138	141	146	142	143	146	151	147	149	152	157	154	155	158	163	
MBh	54.9	55.7	57.3	59.7	54.5	55.2	56.8	59.2	53.1	53.8	55.4	57.8	50.7	51.4	53.0	55.4	47.8	48.5	50.1	52.5	45.1	45.9	47.5	49.9	
S/T	1.00	0.87	0.74	0.60	1.00	0.88	0.74	0.60	1.00	0.90	0.77	0.63	1.00	0.92	0.79	0.65	1.00	1.00	0.81	0.67	1.00	1.00	0.86	0.72	
ΔT	27	25	21	18	27	25	21	18	27	25	22	18	27	25	21	18	27	25	21	17	28	26	22	19	
kW	3.47	3.47	3.46	3.50	3.93	3.93	3.92	3.95	4.44	4.43	4.43	4.46	4.99	4.98	4.98	5.06	5.60	5.60	5.59	5.62	6.32	6.32	6.31	6.34	
Amps	13.1	13.1	13.0	13.2	15.1	15.1	15.0	15.2	17.3	17.3	17.2	17.4	19.7	19.7	19.6	19.8	22.3	22.3	22.3	22.4	25.5	25.5	25.4	25.6	
Hi-PR	268	269	271	275	309	310	312	317	353	354	356	360	399	401	402	407	450	451	453	457	504	505	507	511	
Lo-PR	123	124	127	133	130	132	135	140	136	138	141	146	142	143	146	151	147	149	152	157	154	155	158	163	
85	MBh	54.0	54.7	56.3	58.7	53.5	54.2	55.8	58.2	52.1	52.9	54.4	56.9	49.7	50.5	52.1	54.5	46.8	47.6	49.2	51.6	44.2	44.9	46.5	48.9
	S/T	1.00	0.86	0.73	0.58	1.00	0.87	0.73	0.59	1.00	0.89	0.76	0.62	1.00	1.00	0.78	0.63	1.00	1.00	0.80	0.66	1.00	1.00	0.85	0.71
	ΔT	33	31	28	24	33	31	28	24	33	31	28	24	33	31	28	24	33	31	27	24	34	32	29	25
	kW	3.43	3.43	3.42	3.45	3.89	3.88	3.87	3.91	4.39	4.39	4.38	4.42	4.94	4.94	4.93	4.97	5.56	5.55	5.54	5.58	6.28	6.27	6.27	6.30
	Amps	12.9	12.9	12.9	13.0	14.9	14.9	14.8	15.0	17.1	17.1	17.0	17.2	19.5	19.5	19.4	19.6	22.1	22.1	22.1	22.3	25.3	25.3	25.2	25.4
	Hi-PR	264	265	267	271	305	306	308	313	349	350	352	356	395	397	398	403	446	447	449	453	499	501	502	507
	Lo-PR	120	122	125	130	128	129	132	137	134	135	138	143	139	141	144	149	144	146	149	154	151	152	155	160
	MBh	54.8	55.5	57.1	59.5	54.3	55.1	56.6	59.1	52.9	53.7	55.3	57.7	50.6	51.3	52.9	55.3	47.7	48.4	50.0	52.4	45.0	45.8	47.3	49.7
	S/T	1.00	0.93	0.80	0.66	1.00	0.94	0.81	0.67	1.00	1.00	0.83	0.69	1.00	1.00	0.85	0.71	1.00	1.00	0.87	0.73	1.00	1.00	0.92	0.78
	ΔT	32	30	26	23	32	30	26	23	32	30	26	23	32	30	26	22	31	30	26	22	33	31	27	23
kW	3.46	3.46	3.45	3.48	3.91	3.91	3.90	3.94	4.42	4.42	4.41	4.45	4.97	4.97	4.97	5.04	5.59	5.58	5.57	5.61	6.31	6.30	6.29	6.33	
Amps	13.0	13.0	13.0	13.1	15.0	15.0	15.0	15.1	17.2	17.2	17.2	17.3	19.6	19.6	19.6	19.7	22.3	22.3	22.3	22.4	25.4	25.4	25.4	25.5	
Hi-PR	267	268	270	274	308	309	311	316	351	352	354	359	398	399	401	406	448	450	451	456	502	503	505	510	
Lo-PR	122	124	127	132	130	131	134	139	136	137	140	145	141	143	146	151	146	148	151	156	153	155	158	163	
MBh	55.8	56.6	58.1	60.6	55.3	56.1	57.7	60.1	54.0	54.7	56.3	58.7	51.6	52.3	53.9	56.3	48.7	49.4	51.0	53.4	46.0	46.8	48.4	50.8	
S/T	1.00	0.97	0.84	0.70	1.00	0.98	0.84	0.70	1.00	1.00	0.87	0.73	1.00	1.00	0.89	0.75	1.00	1.00	0.91	0.77	1.00	1.00	1.00	0.82	
ΔT	31	29	25	21	31	29	25	21	31	29	25	22	31	29	25	21	30	28	25	21	31	30	26	22	
kW	3.48	3.48	3.47	3.51	3.94	3.93	3.93	3.96	4.45	4.44	4.43	4.47	4.99	4.99	4.99	5.03	5.61	5.61	5.60	5.63	6.33	6.33	6.32	6.35	
Amps	13.1	13.1	13.1	13.2	15.1	15.1	15.1	15.2	17.3	17.3	17.3	17.4	19.7	19.7	19.7	19.8	22.4	22.4	22.4	22.5	25.5	25.5	25.5	25.6	
Hi-PR	269	270	272	277	311	312	314	318	354	355	357	362	401	402	404	408	451	452	454	459	505	506	508	512	
Lo-PR	125	126	129	134	132	133	136	141	138	140	143	148	144	145	148	153	149	150	153	158	155	157	160	165	

IDB*: Entering Indoor Dry Bulb Temperature

High and low pressures are measured at the liquid and suction service valves.

Airflow may vary depending on actual ambient conditions and system operation modes.

Shaded area reflects AHRI conditions

kW = Total system power

Amps = outdoor unit amps

ASZV902410A* / CA*F3137*6A* + MBVC1201**-1A*+TXV

	OUTDOOR AMBIENT TEMPERATURE																	
	65	60	55	50	47	45	40	35	30	25	20	17	15	10	5	0	-5	-10
MBh	29.5	27.7	25.9	24.1	23.2	22.2	20.1	21.3	18.9	17.5	16.4	16.1	15.6	14.4	13.1	10.3	8.9	7.1
T/R	37	35	33	31	30	29	26	27	24	22	21	21	20	18	17	13	11	9
kW	2.03	1.97	1.91	1.85	1.82	1.80	1.74	2.01	1.91	1.86	1.85	1.82	1.74	1.70	1.68	1.56	1.51	1.39
Amps	7.7	7.4	7.2	6.9	6.8	6.7	6.4	8.4	7.9	7.7	7.7	7.5	7.2	6.8	6.2	6.4	6.2	5.7
COP	4.09	3.94	3.79	3.64	3.53	3.44	3.21	3.10	2.90	2.75	2.60	2.45	2.36	2.25	2.20	1.93	1.72	1.50
HI PR	430	416	402	388	380	374	360	360	346	331	316	308	302	287	273	258	244	229
LO PR	133	125	117	108	103	100	92	129	116	104	91	83	78	65	52	39	27	14

ASZV903610A* / CA*F3743*6D* + MBVC1601**-1A*+TXV

	OUTDOOR AMBIENT TEMPERATURE																	
	65	60	55	50	47	45	40	35	30	25	20	17	15	10	5	0	-5	-10
MBh	43.4	40.8	38.3	35.8	34.2	33.0	30.1	39.2	36.3	33.5	30.9	29.2	28.1	26.9	24.4	19.6	16.8	13.8
T/R	33	32	30	28	27	26	24	31	29	26	24	23	22	21	20	15	13	11
kW	2.74	2.69	2.63	2.57	2.54	2.52	2.46	4.18	4.08	3.98	3.88	3.83	3.79	3.80	3.97	3.50	3.40	3.30
Amps	10.1	9.8	9.6	9.4	9.2	9.1	8.9	16.9	16.4	16.0	15.6	15.3	15.2	14.7	15.4	13.9	13.5	13.1
COP	4.29	4.11	3.92	3.73	3.60	3.49	3.24	2.75	2.65	2.51	2.37	2.27	2.21	2.08	1.85	1.67	1.46	1.24
HI PR	374	362	349	337	330	325	313	346	332	318	304	296	290	276	262	248	234	220
LO PR	156	146	136	127	121	117	107	141	127	113	99	91	85	71	57	43	29	15

ASZV904810A* / CA*F4961*6D* + MBVC2001**-1A*+TXV

	OUTDOOR AMBIENT TEMPERATURE																	
	65	60	55	50	47	45	40	35	30	25	20	17	15	10	5	0	-5	-10
MBh	57.2	53.6	50.2	46.7	44.5	42.9	38.8	45.5	42.4	39.1	36.0	34.0	32.8	29.4	25.4	22.7	19.4	15.9
T/R	35	33	32	30	29	28	25	29	27	25	23	22	21	19	17	15	12	10
kW	3.74	3.65	3.55	3.45	3.39	3.36	3.26	4.58	4.47	4.35	4.23	4.16	4.11	3.99	4.05	3.76	3.64	3.52
Amps	14.0	13.6	13.1	12.7	12.5	12.3	11.9	18.7	18.2	17.7	17.2	16.9	16.7	16.2	15.3	15.2	14.6	14.1
COP	4.14	3.97	3.80	3.63	3.50	3.41	3.15	2.91	2.79	2.64	2.50	2.40	2.34	2.16	1.82	1.77	1.56	1.32
HI PR	379	367	355	342	335	330	318	346	332	318	304	296	290	276	262	248	234	220
LO PR	140	131	123	114	109	105	97	105	95	84	74	67	63	53	42	32	22	11

ASZV906010A* / CA*F4961*6D* + MBVC2001**-1A*+TXV

	OUTDOOR AMBIENT TEMPERATURE																	
	65	60	55	50	47	45	40	35	30	25	20	17	15	10	5	0	-5	-10
MBh	66.1	62.3	58.6	54.9	52.5	50.8	46.6	47.7	43.6	40.7	38.5	37.4	35.9	32.1	29.0	24.6	20.8	17.1
T/R	36	34	33	31	30	29	26	27	25	23	22	21	20	18	16	14	12	10
kW	4.55	4.45	4.36	4.26	4.21	4.17	4.07	4.97	4.83	4.70	4.57	4.48	4.43	4.30	4.20	4.03	3.89	3.76
Amps	17.2	16.8	16.4	15.9	15.7	15.5	15.1	19.0	18.4	17.8	17.2	16.9	16.6	16.0	15.7	14.9	14.3	13.7
COP	4.10	3.94	3.78	3.61	3.50	3.41	3.19	2.81	2.65	2.54	2.47	2.44	2.37	2.19	2.00	1.79	1.57	1.33
HI PR	387	375	362	350	342	337	324	337	324	310	296	288	283	269	256	242	228	215
LO PR	138	130	121	113	107	104	95	105	95	84	74	67	63	53	42	32	22	11

High pressure is measured at the suction service valve (the larger valve).

Low pressure is measured at the gauge port connection.

Amps = Outdoor unit amps (comp. +fan)

Calculations are based on 70 °F indoor dry bulb.

kW = Total system power

Shaded area is AHRI Rating Conditions at 47°F outdoor ambient temperature.

ASZV902410A* / CA*F3137*6A* + MBVC1201**-1A*+TXV DESIGN SUBCOOLING @ AHRI 95 °F CONDITIONS, 7-9 °F AT THE SERV. VLV. - 100% DEMAND				
OUTDOOR TEMP °F	TOTAL BTU/H	SENSIBLE BTU/H	LATENT BTU/H	TOTAL WATTS
75°	24,300	17,000	7,300	1,670
80°	24,000	17,200	6,800	1,725
85°	23,700	17,300	6,400	1,780
90°	23,500	17,400	6,100	1,855
95°	23,200	17,400	5,800	1,930
100°	22,600	17,200	5,400	1,945
105°	22,000	16,900	5,100	1,960
110°	21,200	16,800	4,400	1,995
115°	20,300	16,700	3,600	2,030
TVA Conditions @ 95° OD DB, 75° ID, 63° ID WB				
95°	21,400	16,300	5,100	1,800

ASZV904810A* / CA*F4961*6D* + MBVC2001**-1A*+TXV DESIGN SUBCOOLING @ AHRI 95 °F CONDITIONS, 7-9 °F AT THE SERV. VLV. - 100% DEMAND				
Outdoor Temp °F	Total BTU/h	Sensible BTU/h	Latent BTU/h	Total Watts
75°	48,300	35,300	13,000	3,280
80°	47,700	35,300	12,400	3,385
85°	47,100	35,300	11,800	3,490
90°	46,100	35,000	11,100	3,620
95°	45,000	34,700	10,300	3,750
100°	43,800	34,200	9,600	3,790
105°	42,500	33,600	8,900	3,830
110°	41,400	33,700	7,700	3,900
115°	40,200	33,800	6,400	3,970
TVA Conditions @ 95° OD DB, 75° ID, 63° ID WB				
95°	42,800	33,400	9,400	3,530

ASZV903610A* / CA*F3743*6D* + MBVC1601**-1A*+TXV DESIGN SUBCOOLING @ AHRI 95 °F CONDITIONS, 7-9 °F AT THE SERV. VLV. - 100% DEMAND				
OUTDOOR TEMP °F	TOTAL BTU/H	SENSIBLE BTU/H	LATENT BTU/H	TOTAL WATTS
75°	36,700	26,800	9,900	2,240
80°	36,300	26,900	9,400	2,385
85°	35,800	26,900	8,900	2,530
90°	35,000	26,600	8,400	2,690
95°	34,200	26,300	7,900	2,850
100°	33,300	26,100	7,200	3,030
105°	32,300	25,800	6,500	3,210
110°	31,400	25,900	5,500	3,415
115°	30,500	25,900	4,600	3,620
TVA Conditions @ 95° OD DB, 75° ID, 63° ID WB				
95°	33,000	26,100	6,900	2,850

ASZV906010A* / CA*F4961*6D* + MBVC2001**-1A*+TXV DESIGN SUBCOOLING @ AHRI 95 °F CONDITIONS, 9-11 °F AT THE SERV. VLV. - 100% DEMAND				
Outdoor Temp °F	Total BTU/h	Sensible BTU/h	Latent BTU/h	Total Watts
75°	55,800	39,600	16,200	3,890
80°	55,100	39,700	15,400	4,145
85°	54,400	39,700	14,700	4,400
90°	53,500	39,600	13,900	4,700
95°	52,500	39,400	13,100	5,000
100°	50,800	38,600	12,200	5,285
105°	49,100	37,800	11,300	5,570
110°	47,800	37,900	9,900	5,930
115°	46,400	38,000	8,400	6,290
TVA Conditions @ 95° OD DB, 75° ID, 63° ID WB				
95°	50,100	38,100	12,000	4,960

PERFORMANCE DATA FOR FIELD-SELECTABLE BOOST MODE

ASZV902410A* / CA*F3137*6A* + MBVC1201**-1A*+TXV DESIGN SUBCOOLING @ AHRI 95 °F CONDITIONS, 7-9 °F @ THE SERV. Vlv. - BOOST MODE				
OUTDOOR TEMP °F	TOTAL BTU/H	SENSIBLE BTU/H	LATENT BTU/H	TOTAL WATTS
75°	25,700	17,700	8,000	1,700
80°	25,400	17,800	7,600	1,800
85°	25,100	17,800	7,300	1,900
90°	24,600	17,700	6,900	2,000
95°	24,000	17,500	6,500	2,150
100°	23,400	17,300	6,100	2,300
105°	22,700	17,000	5,700	2,450
110°	21,400	15,700	5,700	2,400
115°	21,600	15,800	5,800	2,200
TVA Conditions @ 95° OD DB, 75° ID, 63° ID WB				
95°	23,100	17,100	6,000	2,100

ASZV904810A* / CA*F4961*6D* + MBVC2001**-1A*+TXV DESIGN SUBCOOLING @ AHRI 95 °F CONDITIONS, 7-9 °F @ THE SERV. Vlv. - BOOST MODE				
OUTDOOR TEMP °F	TOTAL BTU/H	SENSIBLE BTU/H	LATENT BTU/H	TOTAL WATTS
75°	51,500	36,600	14,900	3,250
80°	50,900	36,600	14,300	3,500
85°	50,200	36,600	13,600	3,700
90°	49,100	36,300	12,800	3,900
95°	48,000	36,000	12,000	4,150
100°	46,700	35,500	11,200	4,400
105°	45,300	34,900	10,400	4,650
110°	44,800	33,200	11,600	4,800
115°	41,700	30,900	10,800	4,300
TVA Conditions @ 95° OD DB, 75° ID, 63° ID WB				
95°	46,000	35,200	10,800	4,100

ASZV903610A* / CA*F3743*6D* + MBVC1601**-1A*+TXV DESIGN SUBCOOLING @ AHRI 95 °F CONDITIONS, 7-9 °F @ THE SERV. Vlv. - BOOST MODE				
OUTDOOR TEMP °F	TOTAL BTU/H	SENSIBLE BTU/H	LATENT BTU/H	TOTAL WATTS
75°	38,600	27,800	10,800	2,250
80°	38,100	27,800	10,300	2,400
85°	37,600	27,800	9,800	2,550
90°	36,800	27,600	9,200	2,700
95°	36,000	27,400	8,600	2,850
100°	35,000	27,000	8,000	3,000
105°	34,000	26,500	7,500	3,200
110°	33,100	26,600	6,500	3,400
115°	31,700	24,100	7,600	3,300
TVA Conditions @ 95° OD DB, 75° ID, 63° ID WB				
95°	34,600	27,000	7,600	2,700

ASZV906010A* / CA*F4961*6D* + MBVC2001**-1A*+TXV DESIGN SUBCOOLING @ AHRI 95 °F CONDITIONS, 9-11 °F @ THE SERV. Vlv. - BOOST MODE				
OUTDOOR TEMP °F	TOTAL BTU/H	SENSIBLE BTU/H	LATENT BTU/H	TOTAL WATTS
75°	61,100	42,200	18,900	4,400
80°	60,400	42,300	18,100	4,700
85°	59,600	42,300	17,300	5,000
90°	58,300	42,000	16,300	5,300
95°	57,000	41,600	15,400	5,600
100°	55,400	41,000	14,400	6,000
105°	54,000	39,500	14,500	6,100
110°	52,200	38,200	14,000	6,400
115°	50,300	36,800	13,500	6,700
TVA Conditions @ 95° OD DB, 75° ID, 63° ID WB				
95°	55,000	40,700	14,300	5,500

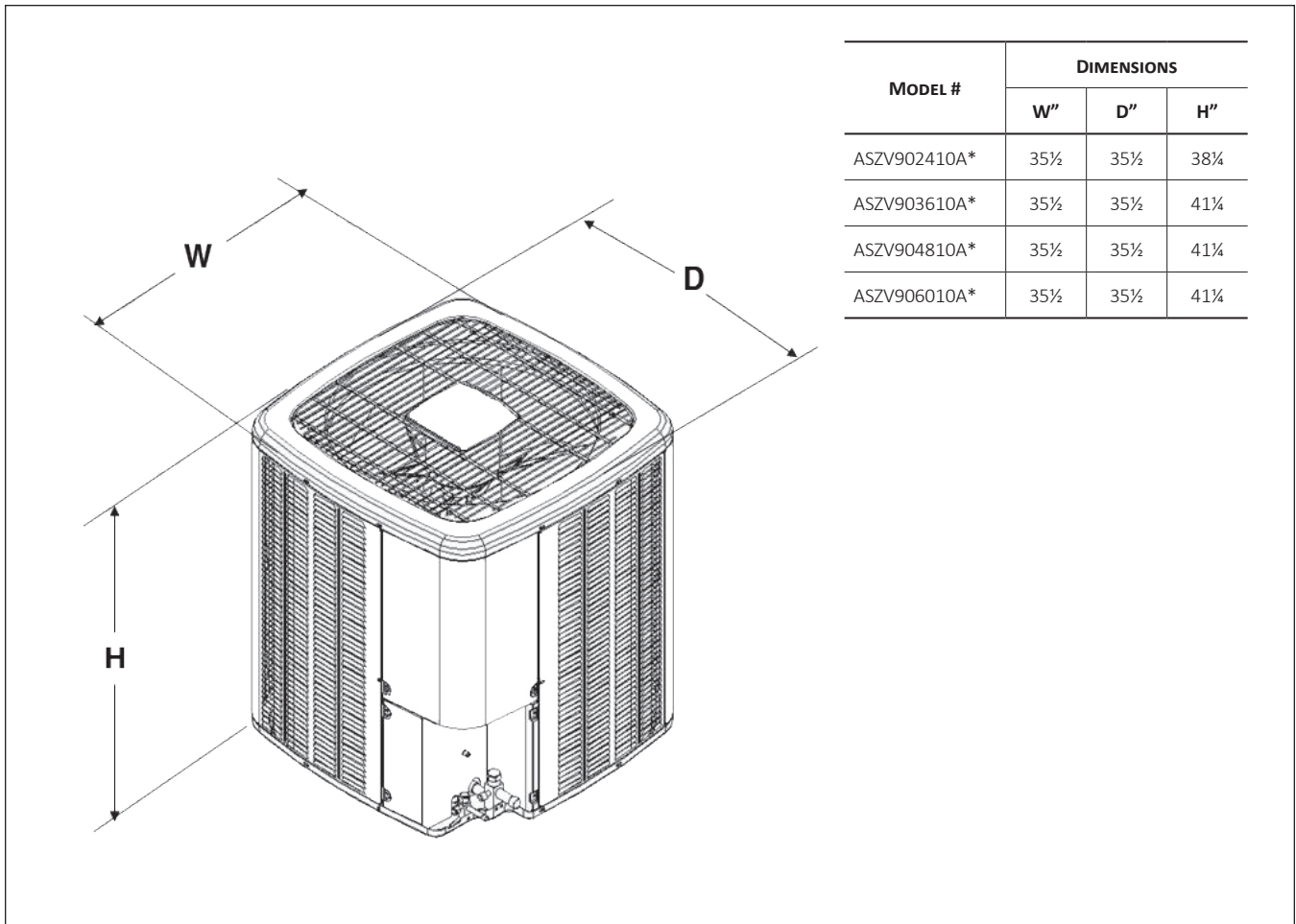
COOLING MODE

TONNAGE	SPEED	TOTAL UNIT SOUND RATING (dBA)	OCTAVE BAND SPECTRUM FREQUENCY (Hz) ANALYSIS (dB)						
			125	250	500	1000	2000	4000	8000
2-Ton	Maximum	68	45.6	53.6	62.5	62.2	62.0	57.5	50.9
3-Ton	Maximum	70	51.4	61.7	63.3	63.5	63.8	61.3	51.8
4-Ton	Maximum	75	57.5	61.4	68.2	69.4	68.4	63.4	52.3
5-Ton	Maximum	75	55.2	61.2	69.8	69.2	68.6	65.7	56.9

HEATING MODE

TONNAGE	SPEED	TOTAL UNIT SOUND RATING (dBA)	OCTAVE BAND SPECTRUM FREQUENCY (Hz) ANALYSIS (dB)						
			125	250	500	1000	2000	4000	8000
2-Ton	Maximum	72	54.4	60.6	67.5	65.3	64.4	63.3	51.6
3-Ton	Maximum	72	53.8	57.5	66.1	66.0	64.0	61.1	51.8
4-Ton	Maximum	76	57.0	67.1	68.4	71.2	69.0	66.0	53.5
5-Ton	Maximum	76	55.8	62.6	69.1	71.6	70.3	66.2	55.3

Note: Tested in accordance with AHRI Standard 270.



ACCESSORIES

MODEL	DESCRIPTION	ASZV902410A*	ASZV903610A*	ASZV904810A*	ASZV906010A*
ABK-20	Anchor Bracket Kit [◇]	X	X	X	X
TXV-V24	TXV Kit	X			
TXV-V36	TXV Kit		X		
TXV-V48	TXV Kit			X	
TXV-V60	TXV Kit				X

[◇] Contains 20 brackets; four brackets needed to anchor unit to pad

All AHRI system ratings are accessible in the System Configurator tool via PartnerLink.

