

INDOOR COILS

RCFA- featuring
R-22 Refrigerant
RCFL- featuring
New Industry Standard
R-410A Refrigerant **R-410A**



CASED/UNCASED COILS FOR GAS AND OIL FURNACES

AIRFLOW CAPACITIES
600-1,900 CFM
[283-897 L/s]

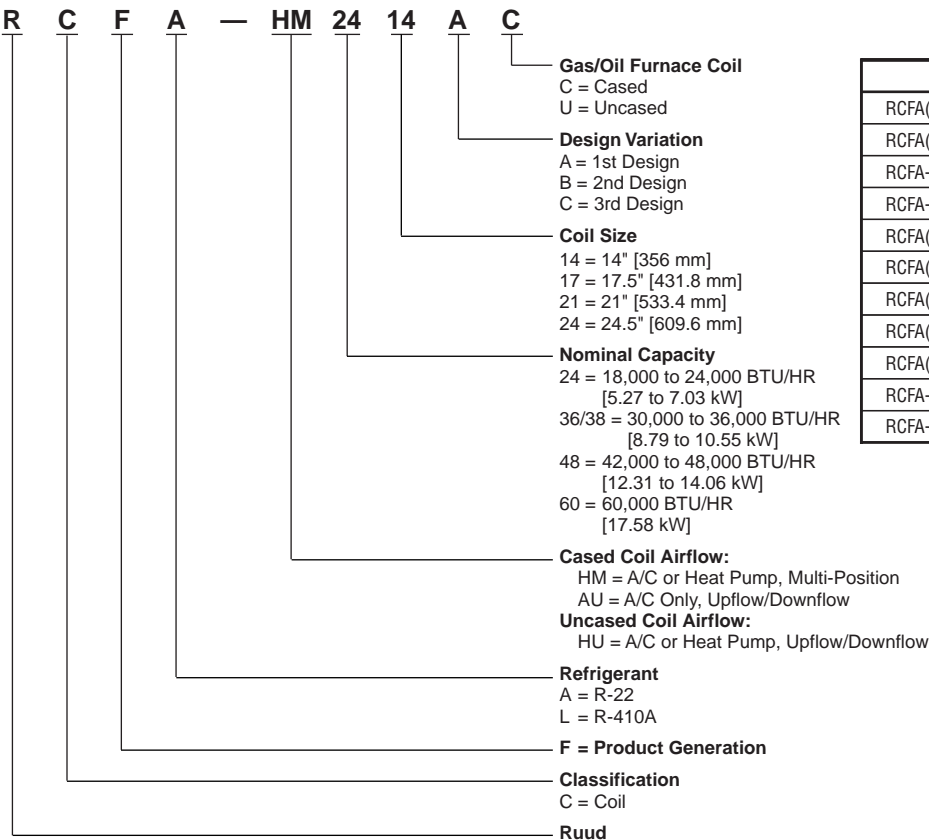


Ruud® Indoor Coils are designed for use with Ruud outdoor units and are available for vertical upflow or downflow, and horizontal left or horizontal right airflow. When matched with Ruud outdoor units, the coils provide a nominal capacity range from 18,000 BTU/HR [5.24 kW] to 60,000 BTU/HR [17.58 kW].

- Constructed of aluminum fins bonded to internally grooved copper tubing.
- Coils are tested at the factory with an extensive refrigerant leak check.
- Coils have sweat refrigerant connections.
- Ideally suited for new installations or add on air conditioning.
- Feature two sets of 3/4" [14.1 mm] N.P.T. Condensate drain connections for ease of connection.
- Coils are A.R.I. certified for system application with variety of Ruud outdoor units.
- Condensate drain pan is constructed of high grade, heat resistant, corrosion free thermal-set material.
- Compatible with Germicidal Light System (UV resistant)
- Bi-Directional airflow eliminates the need to switch any internal components from horizontal left to right.
- Unique drain pan design maximizes application flexibility and condensate removal.
- Universal Duct Flanges are included with all coil models.



MODEL NUMBER DATA



Available Models of RCFA(L) Coils		
RCFA(L)-HM2414AC	RCFA(L)-AU4821BC	RCFL-HM3617CC
RCFA(L)-HM2417AC	RCFA(L)-AU4824BC	RCFL-HM3621CC
RCFA-HM3617AC	RCFA(L)-AU6024BC	RCFL-AU3617CC
RCFA-HM3621AC	RCFA(L)-HU2414AU	RCFL-AU3621CC
RCFA(L)-HM4821AC	RCFA(L)-HU2417AU	RCFL-HU3617CU
RCFA(L)-HM4824AC	RCFA(L)-HU3617AU	RCFL-HU3621CU
RCFA(L)-HM6024AC	RCFA(L)-HU3621AU	
RCFA(L)-AU2414BC	RCFA(L)-HU4821AU	
RCFA(L)-AU2417BC	RCFA(L)-HU4824AU	
RCFA-AU3617BC	RCFA(L)-HU6024AU	
RCFA-AU3621BC		

Available Models of RCFL Coils
RCFL-HM2414CC
RCFL-HU2414CU
RCFL-HM2417CC
RCFL-HU2417CU
RCFL-HM3821CC
RCFL-HU3821CU
RCFL-HM3824CC
RCFL-HU3824CU
RCFL-HM4821CC
RCFL-HU4821CU
RCFL-HM4824CC
RCFL-HU4824CU
RCFL-HM6024CC
RCFL-HU6024CU

Table 1: Coil Specifications/Airflow Pressure Drop

Coil Model RCFA/ RCFL	Approx. Design Air Flow CFM [L/s] Range	Face Area Sq. Ft. [m²]	Fins-in. Rows Deep	Static Pressure Drop Through Wet Cooling Coil [kPa] (Inches W.C.) CFM [L/s]													
				600 [285]	700 [330]	800 [380]	900 [425]	1000 [470]	1100 [519]	1200 [565]	1300 [614]	1400 [660]	1500 [708]	1600 [755]	1700 [802]	1800 [850]	1900 [897]
HIGH EFFICIENCY COOLING COILS																	
2414	600/1000 [283/472]	4.56 [0.42]	16/2	.17 [.043]	.21 [.053]	.25 [.063]	.31 [.080]	.40 [.100]	.46 [.117]	—	—	—	—	—	—	—	—
2417	600/1000 [283/472]	4.56 [0.42]	16/2	.15 [.039]	.19 [.049]	.23 [.059]	.30 [.076]	.38 [.096]	.45 [.113]	—	—	—	—	—	—	—	—
3617	900/1400 [424/661]	5.70 [0.53]	16/2	—	—	.17 [.043]	.21 [.053]	.26 [.064]	.31 [.080]	.36 [.092]	.41 [.103]	—	—	—	—	—	—
3621	900/1400 [424/661]	5.70 [0.53]	16/2	—	—	.15 [.038]	.18 [.047]	.23 [.058]	.27 [.069]	.31 [.080]	.37 [.094]	—	—	—	—	—	—
3821/4821	1200/1800 [566/850]	8.55 [0.79]	16/2	—	—	—	—	—	—	.22 [.056]	.25 [.063]	.28 [.071]	.32 [.081]	.36 [.092]	.41 [.103]	—	—
3824/4824	1200/1800 [566/850]	8.55 [0.79]	16/2	—	—	—	—	—	—	.22 [.056]	.25 [.063]	.28 [.071]	.32 [.081]	.32 [.081]	.41 [.103]	—	—
6024	1600/1900 [755/897]	9.98 [0.93]	14/3	—	—	—	—	—	—	—	—	—	—	.27 [.070]	.30 [.076]	.34 [.084]	.37 [.094]

NOTE: Represents Coil-Only Airflow Ratings

[] Designates Metric Conversions

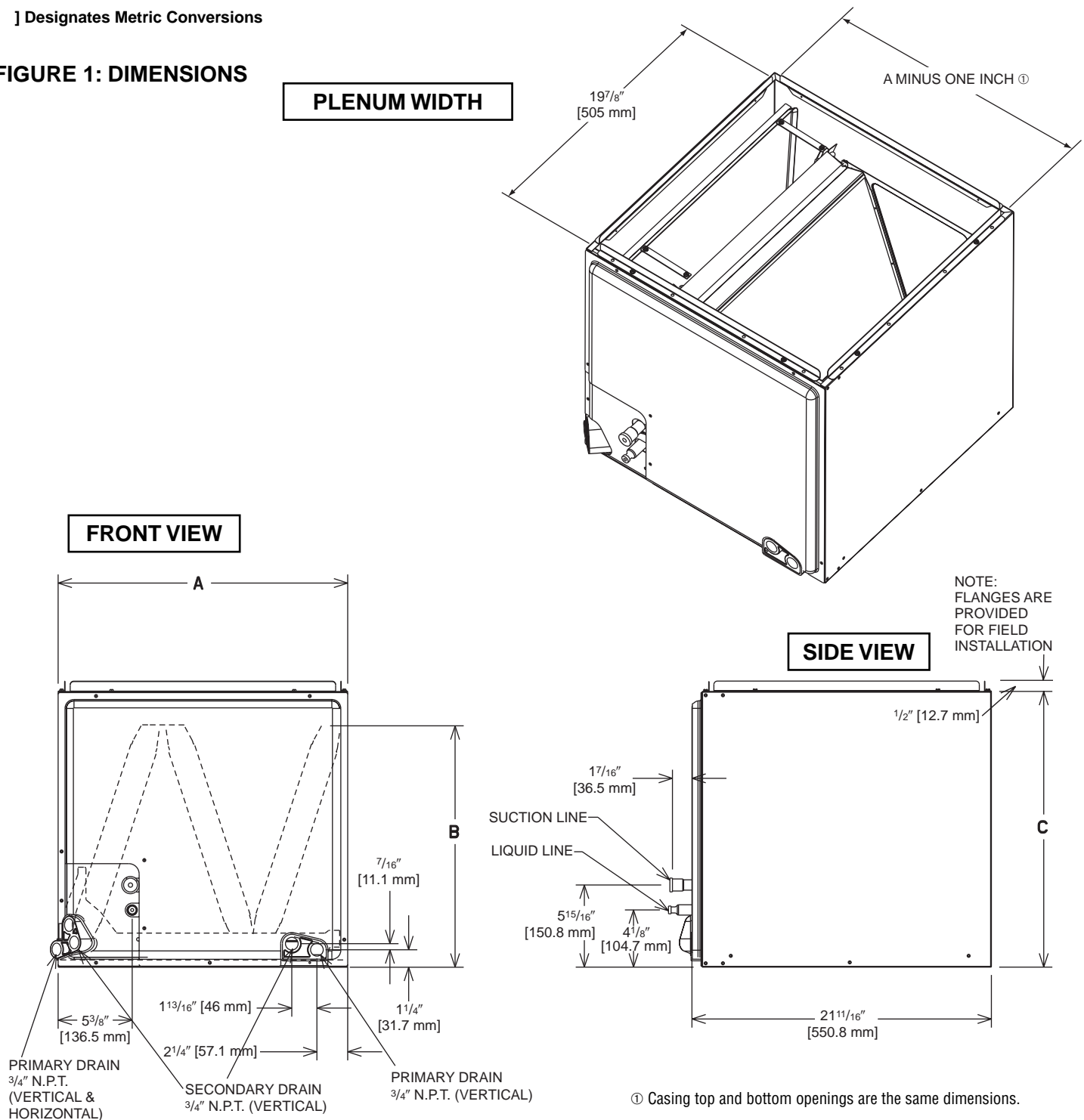
Table 2: Coil Dimensions and Weights

Coil Model RCFA/RCFL	Connections		Cased Coil Dimensions (in) [mm]			Weight	
	Sweat (in.) [mm]		A	B	C	Coil Weight (lbs.) [Kg.]	Shipping Weight (lbs.) [Kg.]
	Liquid	Suction					
	I.D.	I.D.					
2414*	3/8 [9.53]	3/4 [19.05]	14 [356]	21 [533]	23 ³ / ₁₆ [584]	46 [21]	50 [23]
2417	3/8 [9.53]	3/4 [19.05]	17 ¹ / ₂ [445]	14 ¹ / ₂ [368]	20 [508]	46 [21]	51 [23]
3617	3/8 [9.53]	3/4 [19.05]	17 ¹ / ₂ [445]	17 ⁷ / ₈ [454]	20 [508]	52 [24]	57 [26]
3621	3/8 [9.53]	3/4 [19.05]	21 [533]	17 ¹ / ₂ [445]	20 [508]	54 [24]	60 [27]
3821/4821	3/8 [9.53]	7/8 [22.23]	21 [533]	25 ⁷ / ₈ [657]	28 [711]	76 [34]	83 [38]
3824/4824	3/8 [9.53]	7/8 [22.23]	24 ¹ / ₂ [622]	25 ³ / ₈ [645]	32 [812]	89 [40]	99 [45]
6024	3/8 [9.53]	7/8 [22.23]	24 ¹ / ₂ [622]	30 ¹ / ₄ [768]	32 [812]	108 [49]	118 [55]

*The 14 inch, 2 ton RCFA/RCFL coil (2414) is part of the “N-Coil” design series, even though the coil shape resembles an “A” coil design.

[] Designates Metric Conversions

FIGURE 1: DIMENSIONS



[] Designates Metric Conversions

Table 3: Coil Application

Coils can be matched to heating products as listed in table below.

Coil Model RCFA/RCFL	Furnace Width (In.) (mm)	
	Oil	Gas
2414 2417 3617	—	14 [356]
2417 3617	21 [533]	17½ [444] 14 [356]
3621 3821 4821	21 [533]	21 [533] 17½ [444]
3824 4824 6024	24½ [622]	24½ [622] 21 [533]

*Note: Due to the proximity of the drain pan to the high temperature oil furnace drain, horizontal left application is not permitted on all oil furnaces.

Accessories

• PLENUM ADAPTER ACCESSORY RXBA-AE

This plenum adapter accessory is for use with the 24½" wide cased indoor cooling and heat pump coils. This allows a 24½" wide cased coil to be installed on a 28" wide oil furnace. This is a field-installed accessory only.

• RXBA-AC (Upflow/Horizontal)

These plenum adapter accessories are for use when a cooling coil is matched with a gas furnace of one smaller size.

• HORIZONTAL ADAPTER KIT RXHH (See Figure 2)

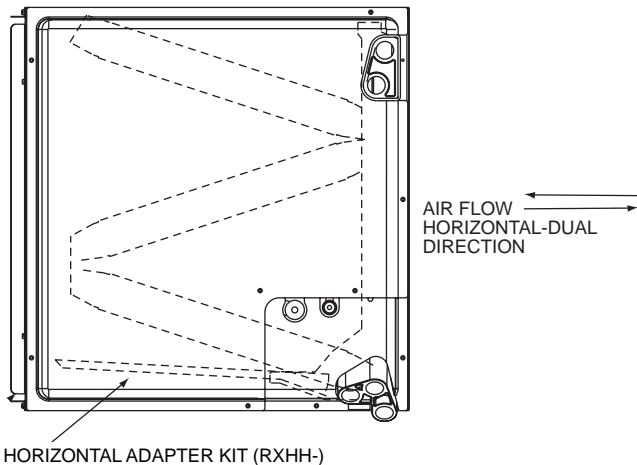
This horizontal adapter kit is used to convert a upflow or downflow coil for a horizontal application. See Table 4 to order the proper horizontal adapter kit.

*Note: The horizontal adapter kit cannot be used for RCFA/RCFL-AU****BC applications. It can only be used on RCFA/RCFL-AU****AC applications and for RCFA/RCFL-HU****AC applications.

Table 4: Horizontal Adapter Kit Model No.

Coil Model	Horizontal Adapter Kit Model No.
2414	RXHH-A01
2417	RXHH-A02
3617/3621	RXHH-A03
3821/3824/4821/4824	RXHH-A04
6024	RXHH-A05

FIGURE 2: HORIZONTAL ADAPTER KIT ILLUSTRATION



• INDOOR COIL CASING- RXBC (See Table 5)

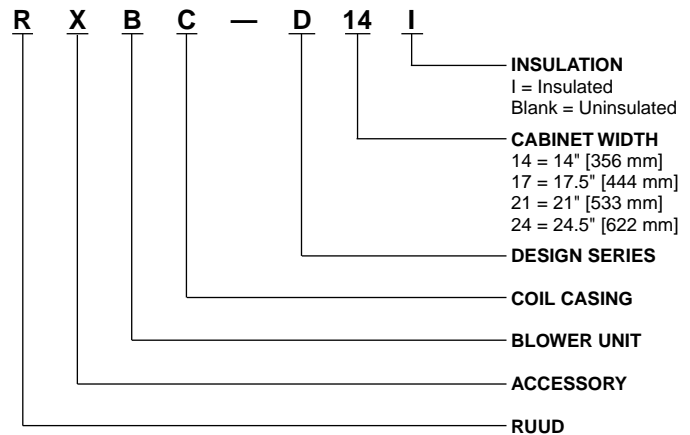


Table 5: Unit Dimensions and Weights- RXBC Indoor Coil Casings

Model Number	Width (in.) [mm]	Height (in.) [mm]	Depth (in.) [mm]	Unit Weight		Supply Air/Return Air Openings	
				Weight (lbs.) [Kg.]	Ship. Wt. (lbs.) [Kg.]	Width (in.) [mm]	Depth (in.) [mm]
RXBC-D14AI	14 [356]	23⅞ [589]	21⅝ [549]	19 [9]	23 [10]	13 [330]	19⅓ [508]
RXBC-D17AI	17½ [445]	20 [508]		18 [8]	23 [10]	16½ [419]	
RXBC-D21AI	21 [533]	20 [508]		20 [9]	26 [12]	20 [508]	
RXBC-D21BI	21 [533]	28 [711]		27 [12]	36 [17]	20 [508]	
RXBC-D24AI	24½ [622]	32½ [826]		34 [16]	44 [20]	23½ [597]	

[] Designates Metric Conversions

Accessories (cont.)

• TXV REPLACEMENT KITS

R-22		
Coil Model	TXV Kit	Obsolete Kit Part No.
RC*A-**24*	RXCT-EBA	611016
RC*A-**36*	RXCT-EBB	611017
RC*A-**48*	RXCT-EBC	611018
RC*A-**60*	RXCT-EBD	611019

R-410A		
Coil Model	TXV Kit	Obsolete Kit Part No.
RC*L-**24*	RXCT-FBA	611020
RC*L-**36*	RXCT-FBB	611021
RC*L-**48*	RXCT-FBC	611022
RC*L-**60*	RXCT-FBD	611023

NOTE: Valve can be R-22 or R-410A if date code is M2308 or later.

• TXV CONVERSION KITS — RXCT

R-22 to R-410A		
Coil Model	TXV Kit	Makes Coil
RC*A-**24*	RXCT-FBA	RC*L-H*24*
RC*A-**36*	RXCT-FBB	RC*L-H*36*
RC*A-**48*	RXCT-FBC	RC*L-H*48*
RC*A-**60*	RXCT-FBD	RC*L-H*60*

R-410A to R-22		
Coil Model	TXV Kit	Makes Coil
RC*L-**24*	RXCT-EBA	RC*A-H*24*
RC*L-**36*	RXCT-EBB	RC*A-H*36*
RC*L-**48*	RXCT-EBC	RC*A-H*48*
RC*L-**60*	RXCT-EBD	RC*A-H*60*

NOTES: Valve can be R-22 or R-410A if date code is M2308 or later. If original coil is AC only it can only be converted to Upflow/Downflow configuration.

[] Designates Metric Conversions

Table 6: Uncased Coil Adapter Kit

Uncased Coil Adapter Model Number RXBA	A Width (in.) [mm]	Uncased Coil Model RCFA/L
B14x20	13 ¹ / ₈ [333]	-HUxx14
B17x20	16 ⁵ / ₈ [422]	-HUxx17
B21x20	20 ¹ / ₈ [511]	-HUxx21
B24x20	23 ⁵ / ₈ [599]	-HUxx24

Accessories (cont.)

- **UNCASED COIL ADAPTER KIT**
RXBA- (See Figure 3 & 4)

This uncased coil adapter kit is used to adapt the coil to a furnace or ductwork. See Table 6 to order the proper adapter kit. Each kit contains a quantity of 20 adapters.

FIGURE 3: UNCASED COIL ADAPTER KIT ILLUSTRATION

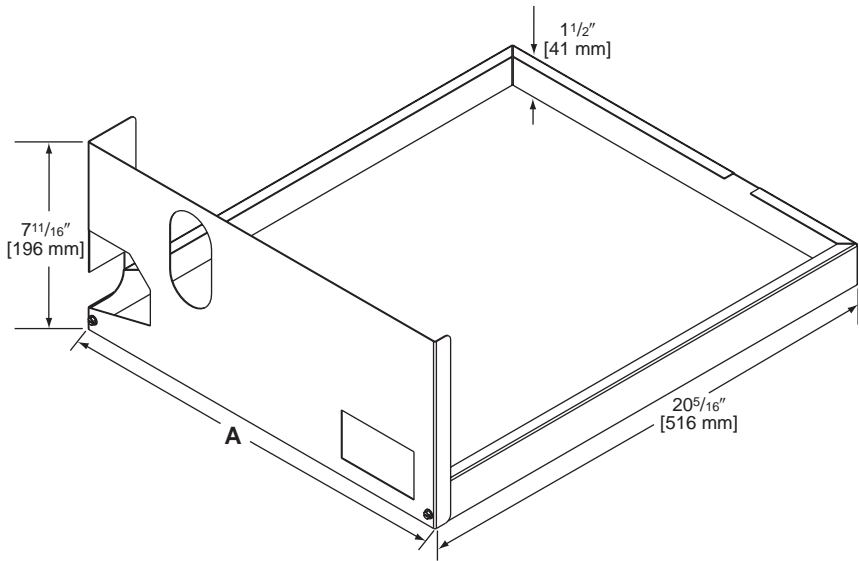
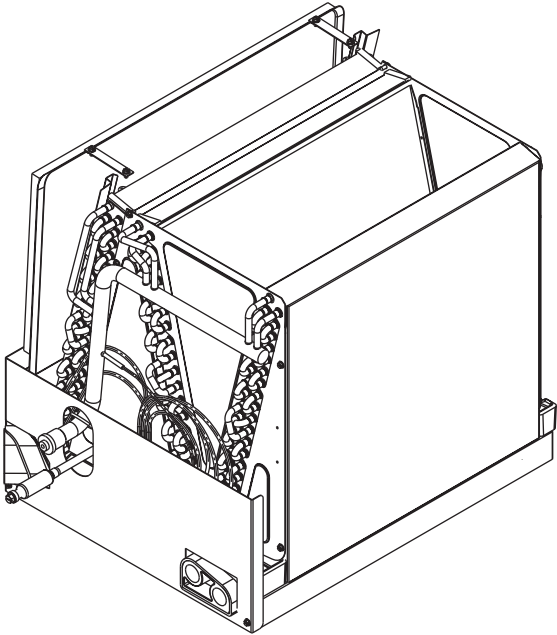


FIGURE 4: UNCASED COIL ADAPTER KIT ASSEMBLED



Note: Sliding the coil into the coil rail before attaching coil rack front.

[] Designates Metric Conversions

NOTES

Before proceeding with installation, refer to installation instructions packaged with each model, as well as complying with all Federal, State, Provincial, and Local codes, regulations, and practices.

**Ruud Heating,
Cooling and
Water Heating**

P.O. Box 17010, Fort Smith, AR 72917



"In keeping with its policy of continuous progress and product improvement, Ruud reserves the right to make changes without notice."