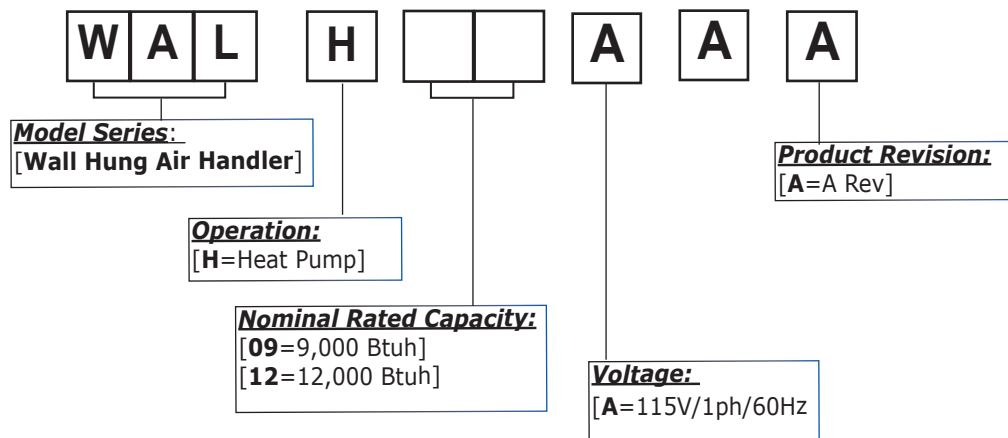


Specifications, Performance & Submittal

**Model:
Wall Air
Handler
115V 9k-12k**

Wall Air Handler (Heat Pump)



Indicate the *quantity* of field installed accessories,
for each unit

QTY Ordered	Description	Part Number
	Optional: Thermostat, Wall, Iverter	KJR12B
	Optional: SPARE Hand Held Infrared Remote Control [NOTE: Each Wall Air Handler comes with a hand held remote, standard]	17317000A14903



Approved:	
Reviewed:	
Contact:	
Address:	
Phone:	
Unit Tag #	
REVISION	

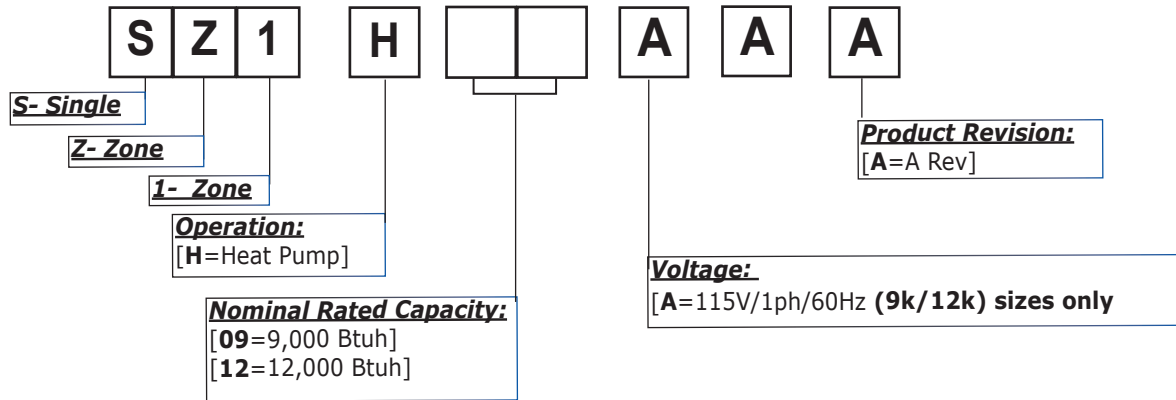
**Number of Units
Ordered**

Approval

By: _____

NOTICE: Due to ongoing product development; design, specification and performance data listed within this submittal document are subject to change without notice. Visit our website enviromaster.com for the most current performance data or consult the factory.

Single Zone Condenser (Heat Pump)



Indicate the *quantity* of field installed accessories, required for each unit

QTY Ordered	Description	Part Number	Notes
	TUBE SET,3/8X1/4X16',5M,WALH/CASH09,FLR,INS,US	F0323161A	09 size only
	TUBE SET,3/8X1/4X26',8M,WALH/CASH09,FLR,INS,US	F0323261A	09 size only
	TUBE SET,1/2X1/4X16',5M,WALH/CASH12,18,FLR,INS,US	F0423161A	12 size
	TUBE SET,1/2X1/4X26',8M,WALH/CASH12,18,FLR,INS,US	F0423261A	12 size



Approved:	
Reviewed:	
Contact:	
Address:	
Phone:	
Unit Tag #	
REVISION	

**Number of Units
Ordered**

Approval

By: _____

NOTICE: Due to ongoing product development; design, specification and performance data listed within this submittal document are subject to change without notice. Visit our website enviromaster.com for the most current performance data or consult the factory.



Specification and Performance

Single - Zone Systems

115V 9k-12k

Ductless Mini Split:

- ◆ Heat Pump.
- ◆ R410a refrigerant.
- ◆ 21.5 to 22.5 SEER high efficiency models with capacities from 9,000 Btuh to 12,000 Btuh.
- ◆ Easy installation requiring no ductwork, a small hole for running power wiring and refrigerant lines is all that is needed to connect indoor and outdoor sections.
- ◆ Low profile indoor air handler is neutral color that blends with any decor. Wall air handler available.
- ◆ Next generation outdoor condenser with inverter compressor provides exceptionally quiet operation and intelligently adjusts speed to temperature conditions.
- ◆ Low operating cost.
- ◆ Programmable Hand-held Control (Optional Wall Thermostat).
- ◆ Simple design makes it easy to remove and clean the washable filters.
- ◆ Intelligent Design allows system to intelligently adjust the angle of the louver to ensure greatest efficiency for heating and cooling. For more control, manually adjust louver as small as 6 degrees from using the hand-held remote.

Features:

- Remote Control Convenience - All models supplied with hand-held Infrared Remote Controller with easy-to-read LCD display. Factory installed operating features provide capacity to set temperature, louver control, fan speeds and more.
- Follow-Me Technology - Mode that activates a temperature sensor that is built into Infrared remote control. When you stay close to the remote control, the unit will continue to condition the space until you are comfortable.
- Turbo Mode - Air condition maximizes output of cooling and heating capacity, making the room cool down or heat up rapidly and attain the desired temperature in the shortest time.
- Auto Restart - If system shuts down due to power failure, system will restart with previous function setting when power is restored.
- Auto Level Swing Louvers - In cooling mode, louvers self adjust to horizontal position and circulate cold air more efficiently. In heating mode, louvers deflect hot air downward so hot air will rise and circulate keeping the room warm.
- 24 Hour Timer - Set a wide variety of timer based operations, start and stop at specific times. Control fan speed as well as cool, heat and auto from anywhere in the room.
- Sleep Mode - Enables the system to gradually decrease cooling or heating output automatically during night operation to maintain comfort level while saving energy.

Single - Zone Systems

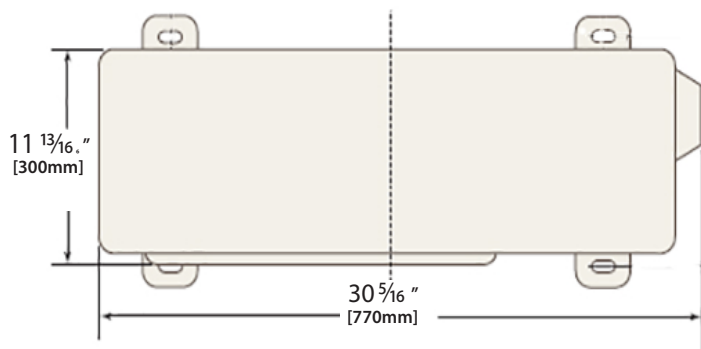

115V 9-12K

Model Indoor Outdoor			WALH09A SZ1H09A	WALH12A SZ1H12A
Power Supply		V-Hz-Ph	115V-60Hz, 1Ph	115V-60Hz, 1Ph
Cooling	Nominal Capacity	Btu/h	9000	12000
	EER	Btu/w	13.5	12.5
	SEER	Btu/w	22.5	21.5
Heating	Capacity	Btu/h	9800	11800
	HSPF4	Btu/w	10.5	11.2
Low Temperature Capacity (17°F)		Btu/h	7962	7425
Low Temperature Capacity (-5°F)		Btu/h	5408	4923
Operating Range Outdoor Unit	Cooling		(-13°F - 122°F)	(-13°F - 122°F)
	Heating		(-13°F - 86°F)	(-13°F - 86°F)
Indoor air flow (Hi/Mi/Lo)		CFM	294/212/147	306/212/147
Indoor noise level (Hi/Mi/Lo)		dB(A)	36/32/23	36/32/23
Indoor Unit	Dimensions (W*D*H)	inches	31 ⁹ / ₁₆ x 7 ⁷ / ₁₆ x 11 ¹¹ / ₁₆	31 ⁹ / ₁₆ x 7 ⁷ / ₁₆ x 11 ¹¹ / ₁₆
	Dimensions (W*D*H)	mm	802 x 189 x 297	802 x 189 x 297
	Weight	lbs	22	22
Outdoor Unit	Dimensions (W*D*H)	inches	30 ⁵ / ₁₆ x 11 ¹³ / ₁₆ x 21 ⁷ / ₈	31 ¹ / ₂ x 13 ¹ / ₈ x 21 ¹³ / ₁₆
	Dimensions (W*D*H)	mm	770 x 300 x 555	800 x 333 x 554
	Weight	lbs	31.5	40
Refrigerant Precharge		ft	25	25
Additional charge for each ft		oz	0.161	0.161
Design Pressure		PSIG	550/340 PSIG	550/340 PSIG
Refrigerant Piping	Liquid side/Gas side	mm (inch)	6.35 x 9.52 (¼" x ⅜")	6.35 x 12.7 (¼" x ½")
	Max. refrigerant pipe length	m	25	25
	Max. refrigerant pipe length	ft	82	82
	Max difference in level	m	10	10
	Max difference in level	ft	33	33
Compressor		RLA	9.8	10.5
Outdoor Fan		RLA	0.6	0.6
Indoor Fan		RLA	0.3	0.3
Minimum Circuit Ampacity		Amps	15	15
Max Fuse Size		Amps	15	20
Thermostat Type - Standard - Supplied with unit			Hand-held Remote Control	Hand-held Remote Control
Thermostat Type - Optional Wired Wall - Purchase separately			Wall Thermostat	Wall Thermostat


Dimensions

Condensers

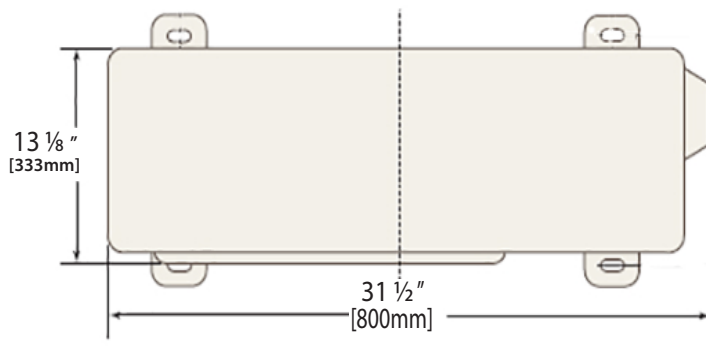

SZ1H09D



WALH09D & WALH12D



SZ1H12D



Handheld Remote Controller

Every EMI System comes with an easy to use handheld remote so you can adjust your comfort level at the touch of a button.

- Enabling "Follow Me" Technology.
When "Follow Me" mode is activated, the system switches from air handler-mounted room temperature sensor, to the sensor inside of the infrared handheld remote control. The unit conditions the space where you are, with the remote close at hand.
- Enabling Timer Modes - On a schedule? Control variety of settings with precision through the Timer Mode. Never worry about arriving to a cold home again. If the system stops due to power outage, it will automatically restart to its last setting when the power comes back.



Optional Wired Wall Thermostat

Instead of a hand-held remote controller, the unit can be wired to I-verter wall mounted thermostat.

