

TECHNICAL GUIDE

TECHNICAL GUIDE

LX SERIES SPLIT SYSTEM HEAT PUMPS

16 SEER – R-410A – 1 PHASE
2 THRU 5 NOMINAL TONS
MODELS: TH1624 THRU 60

FOR INSTALLATION IN ALL US REGIONS AND CANADA



Due to continuous product improvement, specifications are subject to change without notice.

Visit us on the web at

www.simplygettingthejobdone.com

Additional rating information can be found at

www.ahridirectory.org

WARRANTY SUMMARY*

Standard 5-year limited parts warranty.

Standard 10-year limited compressor warranty.

Extended 10-Years limited parts warranty when product is registered online within 90 days of purchase for replacement or closing for new home construction.

*Does not apply to R-22 models, 3-Phase models, or Internet sales.

See Limited Warranty certificate in User's Information Manual for details.

DESCRIPTION

The TH16 16 SEER Modulating Heat Pumps are the newest offering in our successful LX Family of split system heat pumps. These units use a state of the art inverter driven compressor to precisely meet customers comfort requirements. Using a conventional two-stage heat pump thermostat, the system will automatically modulate capacity and airflow from 50% to 100% of nominal capacity in 10% increments to meet the comfort requirements of the consumer, maximizing comfort while minimizing energy bills. Designed to work with residential variable speed or standard ECM indoor air handling equipment it provides consumers and dealers system installation options. Should the unit ever require service the main control and inverter control both provide system self-diagnostics.

FEATURES

- **Improved Temperature Control** - The inverter driven compressor and modulating system will automatically adjust capacity, in heat or cool mode, to precisely match the comfort demands of the space providing closer temperature and humidity control.
- **Easier Installation** - Time is reduced by being factory charged for a 15-Ft line set and having a factory installed filter-drier. This means less time spent brazing and charging the system. The small base dimension and reduced unit clearances requirements provide more retrofit applications.
- **Accessible Information** - QR code on unit provides quick access to technical documents and warranty information at www.simplygettingthejobdone.com.
- **Durable Finish** - The automotive grade champagne colored powder painted and the specially coated wire grill and fasteners add to the corrosion resistant nature of the product allowing it to retain its aesthetics appeal throughout its life.
- **Rugged Coil Protection** - Coils are protected from mechanical damage by a stamped steel extruded louver coil guard design.
- **Quality Coils** - Enhanced aluminum fins are mechanically bonded to copper tubing.
- **Protected Compressor** - Compressors are protected by the system high and low pressure switches. The liquid line filter-drier is factory installed to protect the system against moisture and contaminants.
- **Reliable Operation** - Ball bearing fan motors provide superior performance in extreme temperatures. Factory installed accumulator protects the compressor while operating across a wide range of conditions.
- **Environmentally Friendly** - CFC-free R-410A refrigerant delivers environmentally friendly performance with zero ozone depletion.
- **Top Discharge** - Warm air is blown up, away from the structure and any landscaping and allows compact location on multi-unit applications.
- **Low Operating Sound Levels** - The sturdy cabinet and top design provides sound performance as low as 76 dBA.
- **Better Service Access** - Diagonal base valves with open access for Schrader removal tools and low-loss fittings and single panel access to the electrical controls. Full corner access using the swing out electrical box, and removable fan guard allow easy access for unit service or maintenance.
- **Agency Listed** - Safety certified by CSA to UL 1995 / CSA 22.2. Performance certified to ANSI/AHRI Standard 210/240 in accordance with the Unitary Small Equipment certification program.

LIST OF SECTIONS

DESCRIPTION 1
 FEATURES 1
 NOMENCLATURE 2
 PHYSICAL AND ELECTRICAL DATA 3
 DIMENSIONS 3
 SYSTEM CHARGE FOR VARIOUS MATCHED SYSTEMS 4
 LIMITATIONS 5
 SYSTEM CAPACITY - Single Piece and Modular Air Handlers.. 6
 SYSTEM CAPACITY - With High Efficiency Motor Furnaces ... 12
 APPLICATION & ACCESSORIES 86
 SOUND POWER RATINGS - COOLING 86
 SOUND POWER RATINGS - HEATING 86
 UNIT OPERATION 87
 MECHANICAL SPECIFICATIONS 87
 TYPICAL INSTALLATION 88
 TYPICAL FIELD WIRING 89
 ALTERNATIVE INSTALLATION CLEARANCES 89
 PERFORMANCE DATA - 2 TON 90
 PERFORMANCE DATA - 3 TON 105
 PERFORMANCE DATA - 4 TON 128
 PERFORMANCE DATA - 5 TON 148

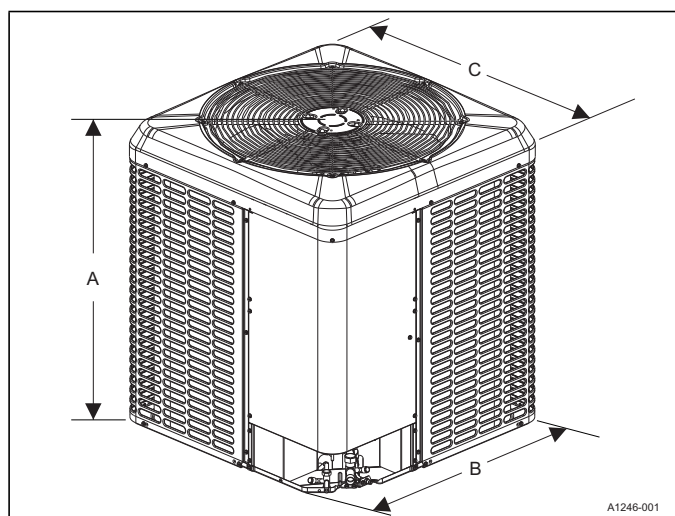
NOMENCLATURE

BRAND	T	T = Factory Branded	
PRODUCT TYPE	H	H = Heat Pump	
NOMINAL SERIES EFFICIENCY AND STAGING	16	16 = 16 SEER / Modulating	
REFRIGERANT	B	B = R-410A	
NOMINAL UNIT CAPACITY (MBH)	36	24 = 2 Ton 36 = 3 Ton	48 = 4 Ton 60 = 5 Ton
VOLTAGE (Voltage-Phase-Hertz)	2	2 = 208/230-1-60	
GENERATION (MAJOR REVISION)	1	1 = 1st Gen 2 = 2nd Gen etc	
FACTORY OPTION	S	S = Standard (No Options) H = Hard Start Kit	
STYLE LETTER (Minor Revision) Not Used for Ordering	A	A = Style A B = Style B etc	

PHYSICAL AND ELECTRICAL DATA

MODEL		TH16B2421S	TH16B3622S	TH16B4821S	TH16B6021S
Unit Supply Voltage		208-230V, 1 ϕ , 60Hz			
Normal Voltage Range ¹		187 to 252			
Minimum Circuit Ampacity		17.2	21.0	35.6	34.7
Max. Overcurrent Device Amps ²		30.0	35.0	60.0	60.0
Min. Overcurrent Device Amps ³		20.0	25.0	40.0	50.0
Compressor	Type	Rotary	Rotary	Rotary	Rotary
	Rated Load	13.19	15.20	23.73	27.42
	Locked Rotor	26.0	38.0	44.5	64.5
Crankcase Heater		Yes	Yes	Yes	Yes
HS Kit Required with TXV		N/A	N/A	N/A	N/A
Fan Diameter Inches		22	22	24	24
Fan Motor	Rated HP	1/8	1/4	1/3	1/3
	Rated Load Amps	1.0	1.0	1.3	1.3
	Nominal RPM	970	850	1000	1000
	Nominal CFM	2850	3715	4000	4100
Coil	Face Area Sq. Ft.	16.15	19.75	23.82	23.82
	Rows Deep	1	1	1	2
	Fins / Inch	22	18	22	18
Liquid Line Set OD (Field Installed)		3/8	3/8	3/8	3/8
Vapor Line Set OD (Field Installed) ⁴		3/4	3/4	7/8	1-1/8 [‡]
Unit Charge (Lbs. - Oz.) ⁵		5 - 9	7 - 2	8 - 6	14 - 14
Charge Per Foot, Oz.		0.62	0.62	0.67	0.75
Operating Weight Lbs.		166	204	214	239

1. Rated in accordance with AHRI Standard 110-2012, utilization range "A".
2. Dual element fuses or HACR circuit breaker. Maximum allowable overcurrent protection.
3. Dual element fuses or HACR circuit breaker. Minimum recommended overcurrent protection.
4. For applications with non-standard vapor line sizes, see the "Applications & Accessories" section of this Technical Guide.
5. The Unit Charge is correct for the outdoor unit, smallest matched indoor unit, and 15 feet of refrigerant tubing. For tubing lengths other than 15 feet, add or subtract the amount of refrigerant, using the difference in actual lineset length (not the equivalent length) multiplied by the per foot value.



DIMENSIONS

Unit Model	Dimensions (Inches)			Refrigerant Connection Service Valve Size	
	A	B	C	Liquid	Vapor
TH16B2421S	33-1/4	29-1/4	29-1/4	3/8	3/4
TH16B3622S	39-1/2	29-1/4	29-1/4		7/8
TH16B4821S	39-1/2	35-1/4	31-3/4		1-1/8 [‡]
TH16B6021S	39-1/2	35-1/4	31-3/4		

[‡] Adapter fitting must be field installed for the required 1-1/8" line set.
 All dimensions are in inches and are subject to change without notice.
 Overall height is from bottom of base pan to top of fan guard.
 Overall length and width include screw heads.

SYSTEM CHARGE FOR VARIOUS MATCHED SYSTEMS

Outdoor Unit	TH16B2421S	TH16B3622S	TH16B4821S	TH16B6021S
Required TXV ^{1,2}	BA1	BC1	BC1	BG1
Indoor Unit ^{3,4}	Additional Charge, oz			
AE24B	0	–	–	–
AE30B	4	–	–	–
AE36B	–	0	–	–
AE48C	–	–	0	–
AE60D	–	–	–	0
AVC24B	0	–	–	–
AVC30B	4	–	–	–
AVC36(B,C)	6	0	–	–
AVC42C	–	8	–	–
AVC48(C,D)	–	8	0	–
AVC60C	–	–	8	–
AVC60D	–	–	9	0
CF/CM/CU24(A,B)	0	–	–	–
CF/CM/CU30(A,B,C)	4	–	–	–
CF/CM/CU36(A,B,C)	6	0	–	–
CF/CM/CU42(B,C,D)	–	8	–	–
CF/CM/CU48(C,D)	–	8	0	–
CF/CM/CU60(C,D)	–	–	8	–
CF/CM64D	–	–	9	0

Some of the combinations shown in the above System Charge table require Advanced Main Air Circulating Fan indoor product. For approved coil only matches, please see the “COOLING CAPACITY - Upflow, Downflow & Horizontal Furnaces and Coils” table.

FOOTNOTES:

- For applications requiring a TXV, use S1-1TVM*** series kit.
- A TXV kit must be used with these indoor units to obtain system performance.
- CF coils cannot be used in horizontal applications.
- Charge adders shown above do not indicate that coils are rated for every application. Refer to Performance Data Tables for actual performance for specified system matches. Obtain certified system ratings from www.ahridirectory.org.

CHARGING PROCEDURES:

- Check the Factory Unit Charge listed on the unit data plate to verify the refrigerant charge for the outdoor unit, the smallest matched indoor unit, and the 15 feet of interconnecting lineset.
- Verify the indoor metering device and additional charge required for the specific matched indoor unit in the system using the above table.
- Make sure the unit is locked into high speed and the system stabilizes before charging. Return the heat pump main control jumper to normal when charging is complete. Add additional charge for the amount of interconnecting lineset greater than 15 feet at the rate specified in the Physical and Electrical Data Table.
- For installations requiring additional charge, weigh in refrigerant for the specific matching indoor unit and actual lineset length.
- Once the charge adders for matched indoor unit and for lineset have been weighed in, verify the system operation against the temperatures and pressures in the Charging Chart for the outdoor unit. Locate Charging Charts on the outdoor unit and also in the Service Data Application Guide on www.simplygettingthejobdone.com. Follow the Subcool or Superheat charging procedure in the Installation Manual according to the type of indoor metering device in the system, and allow ten minutes after each charge adjustment for the system operation to stabilize. Record the charge adjustment made to match the Charging Chart.
- Permanently stamp the unit data plate with the TOTAL SYSTEM CHARGE defined as follows: TOTAL SYSTEM CHARGE = Base Charge (as shipped) + charge adder for matched indoor unit (+ or -) charge adder for actual lineset length + charge adjustments to match the Charging Chart.

LIMITATIONS

The unit should be installed in accordance with all National, State and Local Safety Codes and the limitations listed below:

1. Limitations for the indoor unit, coil, and appropriate accessories must also be observed.
2. The outdoor unit must not be installed with any duct work in the air stream. The outdoor fan is the propeller type and is not designed to operate against any additional external static pressure.
3. The maximum and minimum conditions for operation must be observed to ensure a system that will give maximum performance with minimal service.

Minimum / Maximum Operating Limit Conditions

AIR TEMPERATURE AT OUTDOOR COIL, ° F (° C)				AIR TEMPERATURE AT INDOOR COIL, ° F (° C)			
Min.		Max.		Min.		Max.	
DB Cool	DB Heat	DB Cool	DB Heat	WB Cool	DB Heat	WB Cool	DB Heat
35(2)*	-20(-29)	125(52)*	75(24)	57(14)	50(10)	72(22)	80(27)

*Reference the NOTICE under the "Unit Reduced Capacity Conditions" section.

4. The maximum allowable equivalent line length for this product is 80 feet.

Standard Lineset Applications

Maximum allowable lineset varies depending on the vertical separation between the evaporator and condenser. See Table 2 for allowable line set lengths and sizing.

Allowable Vertical Linesets.

Model	Liquid Line	Suction Line	Max Line Length - Units on Equal Level	Max Suction Line Riser - If OD Unit is Above ID Unit	Max Liquid Line Riser - If OD Unit is Below ID Unit
24	3/8"	3/4"	80 feet	25 feet	25 feet
36		7/8"			
48		1-1/8"			
60					

Unit Reduced Capacity Conditions

NOTICE

Intelligence Power Module (IPM) Temperature Protection:

If excessive (IPM) inverter temperatures are sensed, the compressor speed / capacity is reduced every 60 seconds until an acceptable condition is reached.

When the inverter temperature returns to an acceptable level, the system returns to normal operation.

Over / Under Current Protection:

If a low or high Current Condition is sensed, the compressor speed / capacity is reduced every 30 seconds until an acceptable current level is reached.

When the system reaches an acceptable current level, the compressor and fan return to normal operating conditions.

Over / Under Voltage Protection:

If a low or high supply Voltage Condition is experienced (below 197 VAC or above 252 VAC), the compressor speed / capacity is automatically reduced every 15 seconds until an acceptable voltage level is sensed.

When an acceptable voltage level is sensed, the system automatically returns to a normal state of operation.

High Outdoor Ambient Temperature Protection:

During high outdoor ambient temperature conditions above 109°F (43°C), the compressor speed reduces to protect the system. If the outdoor ambient temperature goes above 125 °F (52°C), the system goes into a soft-lockout condition halting operation for system protection. Consider these limitations when installing any of the heat pumps included in this document.

When the system reaches acceptable operating conditions, the system returns to normal operation.

High Altitude Protection:

If the unit is installed in Altitudes of 6,500 ft / 2,000 m above sea level or higher, the compressor and outdoor fan reduce speeds to protect the system. It is not recommended these units be installed at altitudes greater than 6,500 ft / 2,000 m above sea level.

Low Ambient Protection:

Cooling mode: The unit automatically adjusts to maintain cooling operation in outdoor ambient conditions down to 35° F (2° C). The unit reduces capacity and or cycles off if asked to provide cooling when the outdoor temperature is at or below these conditions.

Heating Mode: The unit provides compressor heat down to an outdoor ambient temperature of -20° F (-29° C). As the outdoor ambient temperature reduces, available heat reduces for all air source heat pumps. Make sure the balance point and auxiliary heat are appropriately set and sized for the application of the heat pump.

SYSTEM CAPACITY - Single Piece and Modular Air Handlers

UNIT MODEL	AIR HANDLER		COIL MODEL ³	Stage	RATED CFM	COOLING ¹				HEATING ²					
	MODEL	WIDTH				NET MBH		SEER	EER	NET MBH		HSPF IV	HSPF V	COP	
						TOTAL	SENS.			47°F OD	17°F OD			47°F OD	17°F OD
TH16B2421S	AE24BBA21	17.5	-	High	850	25.2	18.6	17.50	12.30	24.6	15.1	9.30	7.95	3.66	2.64
				Med	500	17.8	12.2	-	16.40	-	-	-	-	-	-
				Low	500	15.9	11.4	-	28.60	12.1	-	-	-	3.92	-
TH16B2421S	AE24BX21	17.5	-	High	850	25.2	18.6	17.50	12.30	24.6	15.1	9.30	7.95	3.66	2.64
				Med	500	17.8	12.2	-	16.40	-	-	-	-	-	-
				Low	500	15.9	11.4	-	28.60	12.1	-	-	-	3.92	-
TH16B2421S	AE30BX21	17.5	-	High	875	24.0	19.2	18.25	12.50	24.0	14.8	9.00	7.45	3.82	2.74
				Med	600	18.4	14.5	-	17.45	-	-	9.00	7.45	-	-
				Low	600	16.3	13.8	-	31.30	11.9	-	-	-	4.18	-
TH16B2421S	AVC24BX21	17.5	-	High	800	24.0	18.6	18.00	12.25	24.0	14.8	9.00	7.50	3.64	2.64
				Med	525	18.0	13.7	-	17.00	-	-	9.00	7.50	-	-
				Low	525	16.1	12.7	-	30.55	11.7	-	-	-	4.00	-
TH16B2421S	AVC30BX21	17.5	-	High	900	24.0	19.7	18.00	12.25	24.0	15.1	9.00	7.50	3.70	2.64
				Med	525	18.1	13.8	-	17.05	-	-	9.00	7.50	-	-
				Low	525	16.1	12.7	-	30.75	11.7	-	-	-	4.00	-
TH16B2421S	AVC36BX21	17.5	-	High	900	24.0	19.7	17.75	12.00	24.0	15.0	9.00	7.45	3.70	2.64
				Med	625	18.5	14.8	-	17.05	-	-	9.00	7.45	-	-
				Low	625	16.3	14.0	-	29.85	12.0	-	-	-	4.10	-
TH16B2421S	AVC36CX21	21.0	-	High	700	24.0	17.7	17.75	12.25	24.0	14.6	9.00	7.55	3.56	2.64
				Med	475	17.6	12.9	-	16.55	-	-	9.00	7.55	-	-
				Low	475	15.9	12.2	-	29.45	11.6	-	-	-	3.86	-
TH16B2421S	ME08BN21	17.5	CF/CM24B	High	925	24.6	19.9	18.25	12.50	24.0	15.0	9.00	7.40	3.82	2.72
				Med	650	18.7	15.1	-	17.45	-	-	9.00	7.40	-	-
				Low	650	16.4	14.4	-	30.65	12.0	-	-	-	4.20	-
TH16B2421S	ME08BN21	17.5	CF/CM30B	High	950	25.4	21.2	18.00	12.25	24.2	15.1	9.00	7.45	3.80	2.68
				Med	650	18.6	15.2	-	17.25	-	-	9.00	7.45	-	-
				Low	650	16.3	14.3	-	30.20	12.1	-	-	-	4.18	-
TH16B2421S	ME08BN21	17.5	CF/CM36B	High	875	24.0	19.3	18.00	12.25	24.0	15.0	9.00	7.45	3.74	2.68
				Med	625	18.5	15.0	-	17.20	-	-	9.00	7.45	-	-
				Low	625	16.3	14.0	-	30.10	12.0	-	-	-	4.14	-
TH16B2421S	ME08BN21	17.5	CF24BBAA1	High	800	24.0	18.9	17.50	11.50	23.6	13.6	8.50	6.80	3.46	2.48
				Med	625	18.1	14.4	-	16.75	-	-	8.50	6.80	-	-
				Low	625	15.3	13.7	-	30.65	12.0	-	-	-	4.12	-
TH16B2421S	ME08BN21	17.5	CM24BBAA1	High	925	24.6	19.9	18.25	12.50	24.0	15.0	9.00	7.40	3.82	2.72
				Med	650	18.7	15.1	-	17.45	-	-	9.00	7.40	-	-
				Low	650	16.4	14.4	-	30.65	12.0	-	-	-	4.20	-

SYSTEM CAPACITY - Single Piece and Modular Air Handlers (Continued)

UNIT MODEL	AIR HANDLER		COIL MODEL ³	Stage	RATED CFM	COOLING ¹				HEATING ²					
	MODEL	WIDTH				NET MBH		SEER	EER	NET MBH		HSPF IV	HSPF V	COP	
						TOTAL	SENS.			47°F OD	17°F OD			47°F OD	17°F OD
TH16B2421S	MVC08BN21	17.5	CF/CM24B	High	875	24.0	19.2	17.75	12.25	24.0	15.0	9.00	7.45	3.70	2.66
				Med	625	18.5	14.8	-	17.15	-	-	9.00	7.45	-	-
				Low	625	16.4	14.1	-	30.10	12.0	-	-	-	4.12	-
TH16B2421S	MVC08BN21	17.5	CF/CM30B	High	825	24.0	19.1	17.25	11.75	24.0	15.1	9.00	7.45	3.58	2.60
				Med	550	18.1	13.8	-	16.55	-	-	9.00	7.45	-	-
				Low	550	16.1	13.0	-	28.70	11.9	-	-	-	3.94	-
TH16B2421S	MVC08BN21	17.5	CF/CM36B	High	850	24.0	19.2	17.25	12.00	24.0	15.0	9.00	7.45	3.64	2.62
				Med	600	18.3	14.4	-	16.75	-	-	9.00	7.45	-	-
				Low	600	16.2	13.5	-	29.05	12.0	-	-	-	4.02	-
TH16B2421S	MVC08BN21	17.5	CF24BBAA1	High	875	24.0	19.2	17.75	12.25	24.0	15.0	9.00	7.45	3.70	2.66
				Med	625	18.5	14.8	-	17.15	-	-	9.00	7.45	-	-
				Low	625	16.4	14.1	-	30.10	12.0	-	-	-	4.12	-
TH16B2421S	MVC12BN21	17.5	CF/CM24B	High	800	24.0	18.6	17.50	12.00	24.0	14.9	9.00	7.45	3.60	2.62
				Med	550	18.1	13.8	-	16.65	-	-	9.00	7.45	-	-
				Low	550	16.1	13.0	-	29.10	11.9	-	-	-	3.96	-
TH16B2421S	MVC12BN21	17.5	CF/CM30B	High	875	24.0	19.2	17.00	11.75	24.0	15.3	9.00	7.45	3.58	2.56
				Med	650	18.4	15.0	-	16.45	-	-	9.00	7.45	-	-
				Low	650	16.3	14.3	-	27.85	12.2	-	-	-	4.00	-
TH16B2421S	MVC12BN21	17.5	CF/CM36B	High	925	24.6	20.0	16.75	10.75	24.6	15.9	8.75	7.20	3.44	2.46
				Med	550	18.0	13.8	-	16.10	-	-	8.75	7.20	-	-
				Low	550	16.0	12.9	-	27.40	12.0	-	-	-	3.84	-
TH16B2421S	MVC12BN21	17.5	CF24BBAA1	High	800	24.0	18.6	17.50	12.00	24.0	14.9	9.00	7.45	3.60	2.62
				Med	550	18.1	13.8	-	16.65	-	-	9.00	7.45	-	-
				Low	550	16.1	13.0	-	29.10	11.9	-	-	-	3.96	-
TH16B2421S	MVC16CN21	21.0	CF/CM36C	High	900	24.0	19.6	17.25	11.50	24.0	15.3	9.00	7.45	3.60	2.58
				Med	625	18.4	14.7	-	16.60	-	-	9.00	7.45	-	-
				Low	625	16.2	13.9	-	28.40	12.1	-	-	-	4.00	-
TH16B2421S	MVC16CN21	21.0	CF/CM30C	High	725	24.0	18.0	17.25	11.75	24.0	14.8	9.00	7.50	3.52	2.60
				Med	525	17.9	13.6	-	16.45	-	-	9.00	7.50	-	-
				Low	525	16.0	12.6	-	28.75	11.8	-	-	-	3.90	-
TH16B3622S	AE36BX21	17.5	-	High	1225	34.8	25.8	16.75	11.25	35.0	22.2	10.00	8.50	3.50	2.72
				Med	850	24.6	18.4	-	15.45	-	-	-	-	-	-
				Low	850	22.4	17.2	-	26.90	18.1	-	-	-	4.12	-
TH16B3622S	AE36CX21	21.0	-	High	1275	34.8	28.8	16.50	10.50	35.2	22.6	9.50	8.00	3.54	2.66
				Med	750	24.6	18.9	-	15.30	-	-	9.50	8.00	-	-
				Low	750	22.2	18.0	-	27.55	18.1	-	-	-	4.14	-

SYSTEM CAPACITY - Single Piece and Modular Air Handlers (Continued)

UNIT MODEL	AIR HANDLER		COIL MODEL ³	Stage	RATED CFM	COOLING ¹				HEATING ²					
	MODEL	WIDTH				NET MBH		SEER	EER	NET MBH		HSPF IV	HSPF V	COP	
						TOTAL	SENS.			47°F OD	17°F OD			47°F OD	17°F OD
TH16B3622S	AVC36BX21	17.5	-	High	1000	34.0	25.6	16.75	10.75	35.0	22.2	9.50	7.70	3.42	2.70
				Med	675	23.8	17.8	-	15.25	-	-	9.50	7.70	-	-
				Low	675	21.8	16.9	-	28.80	18.1	-	-	-	4.04	-
TH16B3622S	AVC36CX21	21.0	-	High	1175	34.8	27.8	16.75	11.00	35.0	22.2	9.75	8.00	3.56	2.72
				Med	825	24.6	19.9	-	15.65	-	-	9.75	8.00	-	-
				Low	825	22.4	19.0	-	27.85	18.2	-	-	-	4.22	-
TH16B3622S	AVC42CX21	21.0	-	High	1325	35.4	29.8	16.75	10.75	34.8	22.6	9.75	7.95	3.62	2.70
				Med	825	24.6	19.8	-	15.70	-	-	9.75	7.95	-	-
				Low	825	22.4	19.0	-	27.60	18.1	-	-	-	4.26	-
TH16B3622S	AVC48CX21	21.0	-	High	1275	35.2	29.2	17.00	11.00	34.8	22.4	9.75	8.20	3.66	2.74
				Med	825	24.8	20.0	-	15.75	-	-	9.75	8.20	-	-
				Low	825	22.4	19.0	-	27.70	18.1	-	-	-	4.26	-
TH16B3622S	AVC48DX21	24.5	-	High	1225	35.0	28.4	17.25	11.25	34.6	22.2	9.75	7.90	3.68	2.78
				Med	800	24.6	19.6	-	15.80	-	-	9.75	7.90	-	-
				Low	800	22.4	18.7	-	28.25	18.0	-	-	-	4.28	-
TH16B3622S	ME12BN21	17.5	CF/CM36B	High	1050	34.0	26.2	16.25	10.75	35.0	22.2	9.50	7.75	3.46	2.70
				Med	875	24.6	20.4	-	15.45	-	-	9.50	7.75	-	-
				Low	875	22.6	19.7	-	26.90	18.4	-	-	-	4.16	-
TH16B3622S	ME12BN21	17.5	CF36BBCA1	High	1050	34.0	26.2	16.25	10.75	35.0	22.2	9.50	7.75	3.46	2.70
				Med	875	24.6	20.4	-	15.45	-	-	9.50	7.75	-	-
				Low	875	22.6	19.7	-	26.90	18.4	-	-	-	4.16	-
TH16B3622S	ME12BN21	17.5	CF42B	High	1050	34.4	26.2	16.25	11.00	34.8	22.2	9.75	7.95	3.52	2.72
				Med	875	24.8	20.6	-	15.65	-	-	9.75	7.95	-	-
				Low	875	22.4	19.6	-	26.85	18.3	-	-	-	4.20	-
TH16B3622S	ME14DN21	24.5	CF/CM48D	High	1025	34.2	25.8	17.00	11.25	34.4	22.0	9.75	7.85	3.58	2.78
				Med	900	25.0	21.0	-	16.05	-	-	9.75	7.85	-	-
				Low	900	22.6	20.0	-	28.05	18.2	-	-	-	4.34	-
TH16B3622S	ME14DN21	24.5	CF/CM42D	High	975	33.8	25.2	16.50	10.75	34.6	22.0	9.00	7.55	3.48	2.72
				Med	675	24.2	17.9	-	15.45	-	-	9.00	7.55	-	-
				Low	675	21.8	16.9	-	28.90	17.9	-	-	-	4.10	-
TH16B3622S	MVC12BN21	17.5	CF42B	High	975	34.0	25.0	16.50	11.00	34.6	22.0	9.50	6.75	3.46	2.72
				Med	675	24.2	17.8	-	15.55	-	-	9.50	6.75	-	-
				Low	675	21.8	16.9	-	28.95	18.0	-	-	-	4.08	-
TH16B3622S	MVC14DN21	24.5	CF/CM48D	High	1100	35.0	27.0	17.00	11.50	34.6	21.8	9.75	7.90	3.60	2.80
				Med	725	24.6	18.6	-	15.55	-	-	9.75	7.90	-	-
				Low	725	22.0	17.6	-	30.40	17.7	-	-	-	4.20	-

SYSTEM CAPACITY - Single Piece and Modular Air Handlers (Continued)

UNIT MODEL	AIR HANDLER		COIL MODEL ³	Stage	RATED CFM	COOLING ¹				HEATING ²					
	MODEL	WIDTH				NET MBH		SEER	EER	NET MBH		HSPF IV	HSPF V	COP	
						TOTAL	SENS.			47°F OD	17°F OD			47°F OD	17°F OD
TH16B3622S	MVC14DN21	24.5	CF/CM42D	High	1325	35.4	29.8	17.00	11.25	35.0	22.2	9.75	7.90	3.64	2.76
				Med	850	25.0	20.4	-	16.15	-	-	9.75	7.90	-	-
				Low	850	22.6	19.4	-	28.70	17.9	-	-	-	4.30	-
TH16B3622S	MVC16CN21	21.0	CF/CM36C	High	1025	34.2	25.8	16.75	11.00	35.0	22.0	9.50	7.60	3.44	2.74
				Med	700	24.2	18.3	-	15.50	-	-	9.50	7.60	-	-
				Low	700	22.0	17.4	-	29.45	17.9	-	-	-	4.08	-
TH16B3622S	MVC16CN21	21.0	CF/CM42C	High	1025	34.4	26.0	16.75	11.25	34.8	21.8	9.75	8.05	3.50	2.76
				Med	700	24.4	18.2	-	15.60	-	-	9.75	8.05	-	-
				Low	700	21.8	17.2	-	29.50	17.8	-	-	-	4.12	-
TH16B3622S	MVC16CN21	21.0	CF42CBCA1	High	1025	34.4	26.0	16.75	11.25	34.8	21.8	9.75	8.05	3.50	2.76
				Med	700	24.4	18.2	-	15.60	-	-	9.75	8.05	-	-
				Low	700	21.8	17.2	-	29.50	17.8	-	-	-	4.12	-
TH16B3622S	MVC20DN21	24.5	CF/CM48D	High	1300	35.6	29.6	17.00	11.50	34.6	22.0	9.75	7.75	3.68	2.80
				Med	900	25.0	21.0	-	16.20	-	-	9.75	7.75	-	-
				Low	900	22.8	20.2	-	28.65	17.9	-	-	-	4.36	-
TH16B3622S	MVC20DN21	24.5	CF/CM42D	High	1300	35.4	29.6	17.25	11.25	34.8	22.0	9.75	7.80	3.64	2.78
				Med	900	25.0	21.0	-	16.25	-	-	9.75	7.80	-	-
				Low	900	22.6	20.0	-	28.65	18.0	-	-	-	4.34	-
TH16B4821S	AE48CBC21	21.0	-	High	1425	47.0	31.8	16.70	10.20	47.0	28.4	9.70	8.10	3.22	2.56
				Med	1050	33.4	23.2	-	15.30	-	-	-	-	-	-
				Low	1075	28.0	21.6	-	27.00	22.2	-	-	-	4.20	-
TH16B4821S	AE48CX21	21.0	-	High	1425	47.0	31.8	16.70	10.20	47.0	28.4	9.70	8.10	3.22	2.56
				Med	1050	33.4	23.2	-	15.30	-	-	-	-	-	-
				Low	1075	28.0	21.6	-	27.00	22.2	-	-	-	4.20	-
TH16B4821S	AE48DBC21	24.5	-	High	1675	47.0	35.8	17.00	9.75	48.0	28.2	9.50	7.70	3.16	2.54
				Med	1125	33.8	27.4	-	15.85	-	-	9.50	7.70	-	-
				Low	1125	28.2	24.6	-	28.60	22.2	-	-	-	4.36	-
TH16B4821S	AE48DX21	24.5	-	High	1675	47.0	35.8	17.00	9.75	48.0	28.2	9.50	7.70	3.16	2.54
				Med	1125	33.8	27.4	-	15.85	-	-	9.50	7.70	-	-
				Low	1125	28.2	24.6	-	28.60	22.2	-	-	-	4.36	-
TH16B4821S	AVC48CX21	21.0	-	High	1275	46.5	33.4	16.50	9.75	48.0	27.6	9.25	7.55	3.12	2.54
				Med	850	32.4	23.2	-	15.35	-	-	9.25	7.55	-	-
				Low	850	27.4	21.2	-	28.15	21.8	-	-	-	4.10	-
TH16B4821S	AVC48DX21	24.5	-	High	1425	47.5	35.4	16.75	10.00	48.0	28.2	9.50	7.80	3.28	2.62
				Med	925	33.0	24.4	-	15.70	-	-	9.50	7.80	-	-
				Low	925	27.6	22.2	-	28.55	22.4	-	-	-	4.36	-

SYSTEM CAPACITY - Single Piece and Modular Air Handlers (Continued)

UNIT MODEL	AIR HANDLER		COIL MODEL ³	Stage	RATED CFM	COOLING ¹				HEATING ²					
	MODEL	WIDTH				NET MBH		SEER	EER	NET MBH		HSPF IV	HSPF V	COP	
						TOTAL	SENS.			47°F OD	17°F OD			47°F OD	17°F OD
TH16B4821S	AVC60CX21	21.0	-	High	1275	47.0	33.6	16.25	9.75	47.5	28.2	9.25	7.55	3.16	2.56
				Med	850	32.4	23.2	-	15.25	-	-	9.25	7.55	-	-
				Low	850	27.2	21.2	-	27.20	22.0	-	-	-	4.18	-
TH16B4821S	AVC60DX21	24.5	-	High	1400	48.0	35.6	17.00	10.00	46.5	29.4	10.00	8.35	3.40	2.76
				Med	1075	34.0	26.6	-	16.10	-	-	10.00	8.35	-	-
				Low	1075	27.8	24.2	-	28.35	21.2	-	-	-	4.44	-
TH16B4821S	ME14DN21	24.5	CF/CM64D	High	1375	48.0	35.4	17.00	10.00	46.0	29.0	10.00	8.40	3.36	2.76
				Med	925	33.2	24.6	-	15.95	-	-	10.00	8.40	-	-
				Low	925	27.4	22.2	-	28.65	20.6	-	-	-	4.24	-
TH16B4821S	MVC14DN21	24.5	CF/CM48D	High	1450	48.0	36.2	16.75	10.00	47.5	28.0	9.50	7.35	3.26	2.62
				Med	900	32.8	24.0	-	15.75	-	-	9.50	7.35	-	-
				Low	900	27.6	22.0	-	28.75	21.8	-	-	-	4.22	-
TH16B4821S	MVC16CN21	21.0	CF/CM48C	High	1400	47.5	35.2	16.75	10.00	47.5	28.0	9.50	7.50	3.22	2.60
				Med	900	32.8	24.0	-	15.55	-	-	9.50	7.50	-	-
				Low	900	27.4	21.8	-	28.10	22.0	-	-	-	4.18	-
TH16B4821S	MVC16CN21	21.0	CF/CM60C	High	1400	48.0	35.8	16.50	10.00	47.0	28.2	9.50	7.35	3.26	2.64
				Med	900	32.8	24.0	-	15.55	-	-	9.50	7.35	-	-
				Low	900	27.4	21.8	-	28.15	21.6	-	-	-	4.18	-
TH16B4821S	MVC16CN21	21.0	CF48CBCA1	High	1400	47.5	35.2	16.75	10.00	47.5	28.0	9.50	7.50	3.22	2.60
				Med	900	32.8	24.0	-	15.55	-	-	9.50	7.50	-	-
				Low	900	27.4	21.8	-	28.10	22.0	-	-	-	4.18	-
TH16B4821S	MVC20DN21	24.5	CF/CM48D	High	1550	46.5	34.4	17.00	9.75	48.0	27.8	9.50	7.40	3.14	2.54
				Med	1025	33.4	25.6	-	15.85	-	-	9.50	7.40	-	-
				Low	1025	28.0	23.4	-	28.80	22.0	-	-	-	4.32	-
TH16B4821S	MVC20DN21	24.5	CF/CM60D	High	1375	48.0	35.4	17.00	10.25	47.0	28.2	9.50	7.50	3.30	2.66
				Med	950	33.2	24.6	-	15.80	-	-	9.50	7.50	-	-
				Low	950	27.4	22.4	-	28.70	21.6	-	-	-	4.26	-
TH16B4821S	MVC20DN21	24.5	CF/CM64D	High	1550	48.0	37.2	17.00	10.25	46.5	29.8	10.00	8.00	3.50	2.82
				Med	1025	33.6	25.8	-	15.95	-	-	10.00	8.00	-	-
				Low	1025	27.6	23.4	-	28.50	20.8	-	-	-	4.30	-
TH16B6021S	AE60DBG21	24.5	-	High	1850	56.0	39.0	16.00	9.90	59.0	33.2	9.10	7.95	3.34	2.60
				Med	1175	38.0	27.0	-	14.85	-	-	-	-	-	-
				Low	1150	31.2	23.8	-	25.50	25.6	-	-	-	4.14	-
TH16B6021S	AE60DX21	24.5	-	High	1850	56.0	39.0	16.00	9.90	59.0	33.2	9.10	7.95	3.34	2.60
				Med	1175	38.0	27.0	-	14.85	-	-	-	-	-	-
				Low	1150	31.2	23.8	-	25.50	25.6	-	-	-	4.14	-

SYSTEM CAPACITY - Single Piece and Modular Air Handlers (Continued)

UNIT MODEL	AIR HANDLER		COIL MODEL ³	Stage	RATED CFM	COOLING ¹				HEATING ²					
	MODEL	WIDTH				NET MBH		SEER	EER	NET MBH		HSPF IV	HSPF V	COP	
						TOTAL	SENS.			47°F OD	17°F OD			47°F OD	17°F OD
TH16B6021S	AVC60DX21	24.5	-	High	1400	55.5	39.0	16.25	10.00	58.5	32.0	9.25	7.60	3.40	2.74
				Med	1075	36.6	27.8	-	15.00	-	-	9.25	7.60	-	-
				Low	1075	31.2	25.4	-	27.35	25.4	-	-	-	4.28	-
TH16B6021S	MVC20DN21	24.5	CF/CM64D	High	1775	57.5	44.0	16.25	10.25	58.5	32.6	9.50	7.80	3.60	2.74
				Med	1125	37.8	29.2	-	15.25	-	-	9.50	7.80	-	-
				Low	1125	31.2	26.4	-	27.10	25.2	-	-	-	4.28	-

Rated in accordance with DOE test procedures (Federal Register 12-27-79 and 3-18-88) and ANSI/AHRI Standard 210/240.

- Cooling MBH based on 80°F entering air temperature, 50% RH (Relative Humidity), and rated air flow.
 EER (Energy Efficiency Ratio) is the total cooling output in BTUs at 95°F outdoor ambient divided by the total electric power in watt-hours at those conditions.
 SEER (Seasonal Energy Efficiency Ratio) is the total cooling output in BTUs during a normal annual usage period for cooling divided by the total electric power input in watt-hours during the same period.
 - Heating MBH based on AHRI standards of 70°F DB (Dry Bulb) entering indoor air, 72% RH (Relative Humidity) outdoor air with 25 feet of interconnecting piping and no supplemental electric heat operation.
 HSPF (Heating Seasonal Performance Factor) is the total heating output during a normal annual usage period for heating divided by the total electric power input during the same period.
 COP (Coefficient of Performance) equals Heating MBH output divided by (total KW input x 3.412).
- = Not applicable.
 CM coils available with a factory installed horizontal drain pan. See price pages for specific model number.

SYSTEM CAPACITY - With High Efficiency Motor Furnaces¹

UNIT MODEL	FURNACE		COIL MODEL ²	Stage	COOLING					HEATING					
	MODEL	WIDTH			RATED CFM	NET MBH		SEER	EER	NET MBH		HSPF IV	HSPF V	COP	
						TOTAL	SENS.			47°F OD	17°F OD			47°F OD	17°F OD
TH16B2421S	TL8E060A12UH11	14.5	CF/CM24A	High	825	24.0	18.9	17.25	11.75	24.0	15.2	9.25	7.35	3.60	2.60
				Med	650	18.3	15.2	-	16.40	-	-	-	-	-	-
				Low	650	16.3	14.4	-	28.00	12.5	-	-	-	4.08	-
TH16B2421S	TL8E060A12UH11	14.5	CF/CM24B	High	875	24.0	19.4	17.50	11.75	24.0	15.2	9.25	7.65	3.68	2.64
				Med	700	18.7	15.4	-	16.70	-	-	-	-	-	-
				Low	700	16.5	14.8	-	28.35	12.6	-	-	-	4.14	-
TH16B2421S	TL8E060A12UH11	14.5	CF/CM30A	High	825	24.0	19.1	17.25	12.00	24.0	15.1	9.25	7.45	3.58	2.60
				Med	650	18.4	15.0	-	16.55	-	-	-	-	-	-
				Low	650	16.3	14.2	-	28.20	12.2	-	-	-	4.00	-
TH16B2421S	TL8E060A12UH11	14.5	CF/CM30B	High	875	24.0	19.2	17.50	12.00	24.0	15.1	9.25	7.65	3.66	2.62
				Med	675	18.5	15.3	-	16.60	-	-	-	-	-	-
				Low	675	16.3	14.5	-	28.15	12.3	-	-	-	4.04	-
TH16B2421S	TL8E060A12UH11	14.5	CF/CM36A	High	825	24.0	18.8	17.50	12.00	24.0	15.1	9.25	7.40	3.62	2.62
				Med	650	18.5	15.0	-	16.60	-	-	-	-	-	-
				Low	650	16.3	14.3	-	28.20	12.1	-	-	-	4.02	-
TH16B2421S	TL8E060A12UH11	14.5	CF/CM36B	High	875	24.0	19.3	17.50	12.25	24.0	15.1	9.25	7.65	3.68	2.64
				Med	700	18.7	15.6	-	16.80	-	-	-	-	-	-
				Low	700	16.3	14.8	-	28.40	12.3	-	-	-	4.10	-
TH16B2421S	TL9E060B12UH11	17.5	CF/CM24B	High	850	24.0	19.1	17.25	11.75	24.0	15.3	9.25	7.65	3.64	2.62
				Med	675	18.5	15.4	-	16.40	-	-	-	-	-	-
				Low	675	16.3	14.4	-	27.75	12.6	-	-	-	4.10	-
TH16B2421S	TL9E060B12UH11	17.5	CF/CM30B	High	875	24.0	19.2	17.25	12.00	24.0	15.2	9.25	7.70	3.62	2.60
				Med	675	18.5	15.3	-	16.50	-	-	-	-	-	-
				Low	675	16.3	14.5	-	27.75	12.3	-	-	-	4.02	-
TH16B2421S	TL9E060B12UH11	17.5	CF/CM30C	High	875	24.0	19.2	17.25	12.00	24.0	15.2	9.25	7.65	3.64	2.60
				Med	675	18.5	15.3	-	16.50	-	-	-	-	-	-
				Low	675	16.3	14.5	-	27.85	12.3	-	-	-	4.04	-
TH16B2421S	TL9E060B12UH11	17.5	CF/CM36B	High	850	24.0	19.0	17.25	12.00	24.0	15.2	9.25	7.70	3.62	2.62
				Med	675	18.5	15.4	-	16.55	-	-	-	-	-	-
				Low	675	16.2	14.3	-	27.95	12.3	-	-	-	4.04	-
TH16B2421S	TL9E060B12UH11	17.5	CF/CM36C	High	875	24.0	19.3	17.25	12.00	24.0	15.2	9.25	7.70	3.66	2.62
				Med	675	18.6	15.4	-	16.60	-	-	-	-	-	-
				Low	675	16.3	14.4	-	28.10	12.3	-	-	-	4.06	-
TH16B2421S	TM8E040A12MP11	14.5	CF/CM24A	High	825	24.0	18.9	17.25	11.75	24.0	15.2	9.25	7.65	3.62	2.62
				Med	675	18.5	15.4	-	16.50	-	-	-	-	-	-
				Low	675	16.2	14.8	-	27.65	12.6	-	-	-	4.08	-

SYSTEM CAPACITY - With High Efficiency Motor Furnaces¹ (Continued)

UNIT MODEL	FURNACE		COIL MODEL ²	Stage	COOLING					HEATING					
	MODEL	WIDTH			RATED CFM	NET MBH		SEER	EER	NET MBH		HSPF IV	HSPF V	COP	
						TOTAL	SENS.			47°F OD	17°F OD			47°F OD	17°F OD
TH16B2421S	TM8E040A12MP11	14.5	CF/CM24B	High	875	24.0	19.4	17.25	11.75	24.0	15.2	9.25	7.65	3.70	2.64
				Med	725	18.7	15.7	-	16.60	-	-	-	-	-	-
				Low	725	16.4	14.9	-	28.00	12.7	-	-	-	4.14	-
TH16B2421S	TM8E040A12MP11	14.5	CF/CM30A	High	825	24.0	19.1	17.25	12.00	24.0	15.1	9.25	7.70	3.60	2.60
				Med	675	18.5	15.3	-	16.55	-	-	-	-	-	-
				Low	675	16.3	14.5	-	27.90	12.3	-	-	-	4.02	-
TH16B2421S	TM8E040A12MP11	14.5	CF/CM30B	High	875	24.0	19.2	17.25	12.25	24.0	15.1	9.25	7.70	3.66	2.62
				Med	725	18.6	15.9	-	16.55	-	-	-	-	-	-
				Low	725	16.3	15.1	-	28.00	12.4	-	-	-	4.08	-
TH16B2421S	TM8E040A12MP11	14.5	CF/CM36A	High	825	24.0	18.8	17.50	12.00	24.0	15.1	9.25	7.70	3.64	2.62
				Med	700	18.6	15.6	-	16.65	-	-	-	-	-	-
				Low	700	16.3	14.6	-	28.30	12.3	-	-	-	4.08	-
TH16B2421S	TM8E040A12MP11	14.5	CF/CM36B	High	875	24.0	19.3	17.50	12.25	24.0	15.1	9.25	7.65	3.70	2.64
				Med	725	18.7	16.1	-	16.65	-	-	-	-	-	-
				Low	725	16.4	15.0	-	28.25	12.4	-	-	-	4.08	-
TH16B2421S	TM8E080B12MP11	17.5	CF/CM24B	High	900	24.0	18.7	17.00	11.50	24.0	15.2	9.25	7.65	3.54	2.60
				Med	750	18.5	16.3	-	16.30	-	-	-	-	-	-
				Low	750	16.4	15.2	-	27.55	12.7	-	-	-	4.14	-
TH16B2421S	TM8E100B12MP11	17.5	CF/CM24B	High	825	24.0	18.9	17.25	12.00	24.0	15.1	9.25	7.65	3.66	2.64
				Med	725	18.7	15.6	-	16.60	-	-	-	-	-	-
				Low	725	16.4	14.9	-	27.90	12.7	-	-	-	4.14	-
TH16B2421S	TM8E100B12MP11	17.5	CF/CM30B	High	925	24.6	20.0	17.50	12.25	24.4	15.2	9.25	7.65	3.70	2.62
				Med	750	18.7	16.0	-	16.70	-	-	-	-	-	-
				Low	750	16.4	15.5	-	28.10	12.4	-	-	-	4.12	-
TH16B2421S	TM8E100B12MP11	17.5	CF/CM30C	High	925	24.6	20.0	17.50	12.25	24.4	15.2	9.25	7.65	3.70	2.64
				Med	750	18.7	16.0	-	16.75	-	-	-	-	-	-
				Low	750	16.4	15.5	-	28.30	12.4	-	-	-	4.14	-
TH16B2421S	TM8E100B12MP11	17.5	CF/CM36B	High	825	24.0	18.8	17.50	12.25	24.0	15.0	9.25	7.65	3.66	2.64
				Med	725	18.6	16.0	-	16.60	-	-	-	-	-	-
				Low	725	16.4	15.0	-	28.10	12.3	-	-	-	4.10	-
TH16B2421S	TM8V060A12MP12C	14.5	CF/CM24A	High	800	24.0	18.6	17.25	11.75	24.0	15.0	9.00	7.50	3.56	2.60
				Med	575	18.2	14.2	-	16.60	-	-	9.00	7.50	-	-
				Low	575	16.1	13.3	-	28.55	12.0	-	-	-	3.96	-
TH16B2421S	TM8V060A12MP12C	14.5	CF/CM30A	High	650	24.0	17.4	16.75	11.75	24.0	14.8	8.75	7.30	3.40	2.56
				Med	450	17.4	12.5	-	15.90	-	-	8.75	7.30	-	-
				Low	450	15.7	11.7	-	27.55	11.7	-	-	-	3.74	-

SYSTEM CAPACITY - With High Efficiency Motor Furnaces¹ (Continued)

UNIT MODEL	FURNACE		COIL MODEL ²	Stage	COOLING					HEATING					
	MODEL	WIDTH			RATED CFM	NET MBH		SEER	EER	NET MBH		HSPF IV	HSPF V	COP	
						TOTAL	SENS.			47°F OD	17°F OD			47°F OD	17°F OD
TH16B2421S	TM8V060A12MP12C	14.5	CF/CM36A	High	925	24.6	19.3	18.00	12.00	24.6	15.0	9.00	7.40	3.64	2.66
				Med	650	18.5	15.3	-	17.15	-	-	9.00	7.40	-	-
				Low	650	16.4	14.5	-	30.35	12.3	-	-	-	-	4.24
TH16B2421S	TM8V060A12MP12C	14.5	CF24ABAA1	High	800	24.0	18.6	17.25	11.75	24.0	15.0	9.00	7.50	3.56	2.60
				Med	575	18.2	14.2	-	16.60	-	-	9.00	7.50	-	-
				Low	575	16.1	13.3	-	28.55	12.0	-	-	-	-	3.96
TH16B2421S	TM8V060A12MP12C	14.5	CF30ABAA1	High	650	24.0	17.4	16.75	11.75	24.0	14.8	8.75	7.30	3.40	2.56
				Med	450	17.4	12.5	-	15.90	-	-	8.75	7.30	-	-
				Low	450	15.7	11.7	-	27.55	11.7	-	-	-	-	3.74
TH16B2421S	TM8V080B12MP12C	17.5	CF/CM24B	High	875	24.0	19.5	17.75	12.00	24.0	15.1	9.00	7.40	3.72	2.66
				Med	625	18.4	15.0	-	16.85	-	-	9.00	7.40	-	-
				Low	625	16.4	14.2	-	29.40	12.3	-	-	-	-	4.16
TH16B2421S	TM8V080B12MP12C	17.5	CF/CM30B	High	775	24.0	18.4	17.75	12.00	24.0	15.0	9.00	7.45	3.64	2.66
				Med	625	18.5	15.1	-	16.90	-	-	9.00	7.45	-	-
				Low	625	16.4	14.2	-	29.45	12.3	-	-	-	-	4.14
TH16B2421S	TM8V080B12MP12C	17.5	CF/CM36B	High	800	24.0	18.7	17.75	12.00	24.0	15.0	9.00	7.45	3.66	2.66
				Med	625	18.5	15.0	-	16.90	-	-	9.00	7.45	-	-
				Low	625	16.4	14.2	-	29.55	12.3	-	-	-	-	4.16
TH16B2421S	TM8V080B12MP12C	17.5	CF24BBAA1	High	875	24.0	19.5	17.75	12.00	24.0	15.1	9.00	7.40	3.72	2.66
				Med	625	18.4	15.0	-	16.85	-	-	9.00	7.40	-	-
				Low	625	16.4	14.2	-	29.40	12.3	-	-	-	-	4.16
TH16B2421S	TM8V080C16MP12C	21.0	CF/CM36C	High	825	24.0	18.9	17.00	12.00	24.0	15.1	9.00	7.40	3.66	2.64
				Med	700	18.7	15.4	-	16.70	-	-	9.00	7.40	-	-
				Low	700	16.5	14.8	-	28.45	12.5	-	-	-	-	4.14
TH16B2421S	TM8V080C16MP12C	21.0	CF/CM30C	High	900	24.0	18.6	17.00	11.75	24.0	15.1	9.00	7.40	3.56	2.62
				Med	625	18.2	14.9	-	16.75	-	-	9.00	7.40	-	-
				Low	625	16.4	14.2	-	29.65	12.3	-	-	-	-	4.16
TH16B2421S	TM8V100C16MP12C	21.0	CF/CM36C	High	825	24.0	18.9	17.00	12.00	24.0	15.1	9.00	7.40	3.66	2.64
				Med	700	18.7	15.4	-	16.70	-	-	9.00	7.40	-	-
				Low	700	16.5	14.8	-	28.45	12.5	-	-	-	-	4.14
TH16B2421S	TM8V100C16MP12C	21.0	CF/CM30C	High	900	24.0	18.6	17.00	11.75	24.0	15.1	9.00	7.40	3.56	2.62
				Med	625	18.2	14.9	-	16.75	-	-	9.00	7.40	-	-
				Low	625	16.4	14.2	-	29.65	12.3	-	-	-	-	4.16
TH16B2421S	TM8X060A12MP11	14.5	CF/CM24A	High	850	24.0	19.0	17.00	12.00	24.0	15.1	9.00	7.45	3.68	2.64
				Med	600	18.4	14.5	-	16.85	-	-	9.00	7.45	-	-
				Low	600	16.2	13.7	-	29.10	12.0	-	-	-	-	4.04

SYSTEM CAPACITY - With High Efficiency Motor Furnaces¹ (Continued)

UNIT MODEL	FURNACE		COIL MODEL ²	Stage	COOLING					HEATING					
	MODEL	WIDTH			RATED CFM	NET MBH		SEER	EER	NET MBH		HSPF IV	HSPF V	COP	
						TOTAL	SENS.			47°F OD	17°F OD			47°F OD	17°F OD
TH16B2421S	TM8X060A12MP11	14.5	CF/CM30A	High	800	24.0	18.5	17.00	12.25	24.0	14.9	9.00	7.50	3.64	2.64
				Med	550	18.0	14.1	-	16.60	-	-	9.00	7.50	-	-
				Low	550	16.1	13.0	-	29.10	11.9	-	-	-	3.98	-
TH16B2421S	TM8X060A12MP11	14.5	CF/CM36A	High	700	24.0	17.6	17.00	12.00	24.0	14.8	8.75	7.25	3.58	2.66
				Med	475	17.7	13.0	-	16.55	-	-	8.75	7.25	-	-
				Low	475	16.0	12.3	-	29.45	12.0	-	-	-	3.94	-
TH16B2421S	TM8X060A12MP11	14.5	CF24ABAA1	High	850	24.0	19.0	17.00	12.00	24.0	15.1	9.00	7.45	3.68	2.64
				Med	600	18.4	14.5	-	16.85	-	-	9.00	7.45	-	-
				Low	600	16.2	13.7	-	29.10	12.0	-	-	-	4.04	-
TH16B2421S	TM8X060A12MP11	14.5	CF30ABAA1	High	800	24.0	18.5	17.00	12.25	24.0	14.9	9.00	7.50	3.64	2.64
				Med	550	18.0	14.1	-	16.60	-	-	9.00	7.50	-	-
				Low	550	16.1	13.0	-	29.10	11.9	-	-	-	3.98	-
TH16B2421S	TM8X080B12MP11	17.5	CF/CM24B	High	575	24.0	16.5	16.50	12.00	24.0	14.6	8.75	7.30	3.40	2.64
				Med	425	17.4	12.3	-	16.25	-	-	8.75	7.30	-	-
				Low	425	15.7	11.6	-	28.75	11.9	-	-	-	3.82	-
TH16B2421S	TM8X080B12MP11	17.5	CF/CM30B	High	725	24.0	18.1	17.00	12.00	24.0	14.8	9.00	7.50	3.60	2.66
				Med	475	17.7	13.0	-	16.55	-	-	9.00	7.50	-	-
				Low	475	15.9	12.3	-	29.35	12.0	-	-	-	3.94	-
TH16B2421S	TM8X080B12MP11	17.5	CF/CM36B	High	700	24.0	17.6	16.50	12.00	24.0	14.8	9.00	7.50	3.58	2.66
				Med	475	17.7	13.0	-	16.55	-	-	9.00	7.50	-	-
				Low	475	16.0	12.3	-	29.45	12.0	-	-	-	3.94	-
TH16B2421S	TM8X080B12MP11	17.5	CF24BBAA1	High	575	24.0	16.5	16.50	12.00	24.0	14.6	8.75	7.30	3.40	2.64
				Med	425	17.4	12.3	-	16.25	-	-	8.75	7.30	-	-
				Low	425	15.7	11.6	-	28.75	11.9	-	-	-	3.82	-
TH16B2421S	TM8Y060A12MP11	14.5	CF/CM24A	High	850	24.0	19.0	17.00	12.00	24.0	15.1	9.00	7.45	3.68	2.64
				Med	600	18.4	14.5	-	16.85	-	-	9.00	7.45	-	-
				Low	600	16.2	13.7	-	29.10	12.0	-	-	-	4.04	-
TH16B2421S	TM8Y060A12MP11	14.5	CF/CM30A	High	800	24.0	18.5	17.00	12.25	24.0	14.9	9.00	7.50	3.64	2.64
				Med	550	18.0	14.1	-	16.60	-	-	9.00	7.50	-	-
				Low	550	16.1	13.0	-	29.10	11.9	-	-	-	3.98	-
TH16B2421S	TM8Y060A12MP11	14.5	CF/CM36A	High	700	24.0	17.6	17.00	12.00	24.0	14.8	8.75	7.25	3.58	2.66
				Med	475	17.7	13.0	-	16.55	-	-	8.75	7.25	-	-
				Low	475	16.0	12.3	-	29.45	12.0	-	-	-	3.94	-
TH16B2421S	TM8Y060A12MP11	14.5	CF24ABAA1	High	850	24.0	19.0	17.00	12.00	24.0	15.1	9.00	7.45	3.68	2.64
				Med	600	18.4	14.5	-	16.85	-	-	9.00	7.45	-	-
				Low	600	16.2	13.7	-	29.10	12.0	-	-	-	4.04	-

SYSTEM CAPACITY - With High Efficiency Motor Furnaces¹ (Continued)

UNIT MODEL	FURNACE		COIL MODEL ²	Stage	COOLING					HEATING					
	MODEL	WIDTH			RATED CFM	NET MBH		SEER	EER	NET MBH		HSPF IV	HSPF V	COP	
						TOTAL	SENS.			47°F OD	17°F OD			47°F OD	17°F OD
TH16B2421S	TM8Y060A12MP11	14.5	CF30ABAA1	High	800	24.0	18.5	17.00	12.25	24.0	14.9	9.00	7.50	3.64	2.64
				Med	550	18.0	14.1	-	16.60	-	-	9.00	7.50	-	-
				Low	550	16.1	13.0	-	29.10	11.9	-	-	-	3.98	-
TH16B2421S	TM8Y080B12MP11	17.5	CF/CM24B	High	575	24.0	16.5	16.50	12.00	24.0	14.6	8.75	7.30	3.40	2.64
				Med	425	17.4	12.3	-	16.25	-	-	8.75	7.30	-	-
				Low	425	15.7	11.6	-	28.75	11.9	-	-	-	3.82	-
TH16B2421S	TM8Y080B12MP11	17.5	CF/CM30B	High	725	24.0	18.1	17.00	12.00	24.0	14.8	9.00	7.50	3.60	2.66
				Med	475	17.7	13.0	-	16.55	-	-	9.00	7.50	-	-
				Low	475	15.9	12.3	-	29.35	12.0	-	-	-	3.94	-
TH16B2421S	TM8Y080B12MP11	17.5	CF/CM36B	High	700	24.0	17.6	16.50	12.00	24.0	14.8	9.00	7.50	3.58	2.66
				Med	475	17.7	13.0	-	16.55	-	-	9.00	7.50	-	-
				Low	475	16.0	12.3	-	29.45	12.0	-	-	-	3.94	-
TH16B2421S	TM8Y080B12MP11	17.5	CF24BBAA1	High	575	24.0	16.5	16.50	12.00	24.0	14.6	8.75	7.30	3.40	2.64
				Med	425	17.4	12.3	-	16.25	-	-	8.75	7.30	-	-
				Low	425	15.7	11.6	-	28.75	11.9	-	-	-	3.82	-
TH16B2421S	TM9E026A08MP12	14.5	CF/CM24A	High	675	24.0	17.7	16.75	11.50	24.0	15.0	9.00	7.45	3.46	2.58
				Med	525	17.8	13.5	-	16.05	-	-	-	-	-	-
				Low	525	15.8	12.8	-	27.00	12.3	-	-	-	3.90	-
TH16B2421S	TM9E026A08MP12	14.5	CF/CM24B	High	875	24.0	19.4	17.00	11.00	24.0	15.6	9.00	7.45	3.56	2.54
				Med	550	18.0	13.9	-	16.25	-	-	-	-	-	-
				Low	550	16.0	13.1	-	27.65	12.3	-	-	-	3.96	-
TH16B2421S	TM9E026A08MP12	14.5	CF/CM30A	High	675	24.0	17.4	17.00	11.75	24.0	14.8	9.00	7.55	3.44	2.56
				Med	525	17.9	13.6	-	16.10	-	-	-	-	-	-
				Low	525	15.9	12.5	-	27.55	11.9	-	-	-	3.82	-
TH16B2421S	TM9E026A08MP12	14.5	CF/CM30B	High	875	24.0	19.2	17.00	11.50	24.0	15.4	9.00	7.45	3.54	2.54
				Med	550	18.1	13.8	-	16.35	-	-	-	-	-	-
				Low	550	16.0	12.9	-	27.95	12.0	-	-	-	3.90	-
TH16B2421S	TM9E026A08MP12	14.5	CF/CM36A	High	675	24.0	17.3	17.00	11.75	24.0	14.9	9.00	7.50	3.46	2.58
				Med	525	17.9	13.7	-	16.15	-	-	-	-	-	-
				Low	525	15.9	12.6	-	27.55	11.9	-	-	-	3.84	-
TH16B2421S	TM9E026A08MP12	14.5	CF/CM36B	High	700	24.0	17.5	17.00	11.75	24.0	14.9	9.00	7.50	3.50	2.60
				Med	525	17.9	13.7	-	16.20	-	-	-	-	-	-
				Low	525	15.9	12.6	-	27.65	11.9	-	-	-	3.86	-
TH16B2421S	TM9E040A10MP11	14.5	CF/CM24A	High	800	24.0	18.7	17.50	12.00	24.0	15.0	9.00	7.45	3.68	2.66
				Med	525	18.0	13.7	-	16.80	-	-	9.00	7.45	-	-
				Low	525	16.1	12.9	-	29.80	12.1	-	-	-	4.06	-

SYSTEM CAPACITY - With High Efficiency Motor Furnaces¹ (Continued)

UNIT MODEL	FURNACE		COIL MODEL ²	Stage	COOLING					HEATING						
	MODEL	WIDTH			RATED CFM	NET MBH		SEER	EER	NET MBH		HSPF IV	HSPF V	COP		
						TOTAL	SENS.			47°F OD	17°F OD			47°F OD	17°F OD	
TH16B2421S	TM9E040A10MP11	14.5	CF/CM30A	High	875	24.0	19.4	17.75	12.00	24.0	15.1	9.00	7.40	3.74	2.68	
				Med	625	18.4	15.0	-	17.00	-	-	9.00	7.40	-	-	
				Low	625	16.4	14.2	-	29.95	12.3	-	-	-	-	4.18	-
TH16B2421S	TM9E040A10MP11	14.5	CF/CM36A	High	725	24.0	18.1	16.75	11.50	24.0	15.0	9.00	7.50	3.54	2.62	
				Med	500	17.8	13.3	-	16.30	-	-	9.00	7.50	-	-	
				Low	500	16.0	12.6	-	28.35	12.1	-	-	-	-	3.92	-
TH16B2421S	TM9E040A10MP11	14.5	CF24ABAA1	High	800	24.0	18.7	17.50	12.00	24.0	15.0	9.00	7.45	3.68	2.66	
				Med	525	18.0	13.7	-	16.80	-	-	9.00	7.45	-	-	
				Low	525	16.1	12.9	-	29.80	12.1	-	-	-	-	4.06	-
TH16B2421S	TM9E040A10MP11	14.5	CF30ABAA1	High	875	24.0	19.4	17.75	12.00	24.0	15.1	9.00	7.40	3.74	2.68	
				Med	625	18.4	15.0	-	17.00	-	-	9.00	7.40	-	-	
				Low	625	16.4	14.2	-	29.95	12.3	-	-	-	-	4.18	-
TH16B2421S	TM9E040A10MP12	14.5	CF/CM24A	High	775	24.0	18.4	16.50	11.25	24.0	15.3	9.00	7.45	3.52	2.56	
				Med	625	18.3	14.9	-	15.90	-	-	-	-	-	-	-
				Low	625	16.1	13.9	-	26.30	12.6	-	-	-	-	3.96	-
TH16B2421S	TM9E040A10MP12	14.5	CF/CM24B	High	825	24.0	18.9	16.50	11.50	24.0	15.4	9.25	7.65	3.58	2.58	
				Med	650	18.2	15.1	-	15.95	-	-	-	-	-	-	-
				Low	650	16.2	14.3	-	26.60	12.6	-	-	-	-	4.00	-
TH16B2421S	TM9E040A10MP12	14.5	CF/CM30A	High	775	24.0	18.4	16.50	11.50	24.0	15.2	9.00	7.50	3.48	2.54	
				Med	625	18.3	14.7	-	15.95	-	-	-	-	-	-	-
				Low	625	16.0	13.7	-	26.35	12.3	-	-	-	-	3.88	-
TH16B2421S	TM9E040A10MP12	14.5	CF/CM30B	High	825	24.0	19.1	16.75	11.50	24.0	15.2	9.00	7.45	3.54	2.56	
				Med	650	18.3	14.9	-	16.10	-	-	-	-	-	-	-
				Low	650	16.2	14.1	-	26.80	12.3	-	-	-	-	3.94	-
TH16B2421S	TM9E040A10MP12	14.5	CF/CM36A	High	800	24.0	18.6	16.75	11.50	24.0	15.2	9.00	7.45	3.54	2.56	
				Med	625	18.4	14.6	-	16.10	-	-	-	-	-	-	-
				Low	625	16.1	13.8	-	26.60	12.2	-	-	-	-	3.90	-
TH16B2421S	TM9E040A10MP12	14.5	CF/CM36B	High	825	24.0	18.7	16.75	11.75	24.0	15.2	9.25	7.70	3.58	2.58	
				Med	650	18.4	14.9	-	16.20	-	-	-	-	-	-	-
				Low	650	16.1	14.1	-	26.80	12.3	-	-	-	-	3.94	-
TH16B2421S	TM9E060A10MP12	14.5	CF/CM24A	High	850	24.0	19.1	16.50	11.50	24.0	15.4	9.25	7.60	3.60	2.58	
				Med	700	18.5	15.2	-	16.05	-	-	-	-	-	-	-
				Low	700	16.1	15.0	-	26.15	12.7	-	-	-	-	4.02	-
TH16B2421S	TM9E060A10MP12	14.5	CF/CM24B	High	825	24.0	18.8	16.75	11.50	24.0	15.3	9.25	7.65	3.62	2.60	
				Med	725	18.6	15.5	-	16.20	-	-	-	-	-	-	-
				Low	725	16.4	14.9	-	26.75	12.7	-	-	-	-	4.06	-

SYSTEM CAPACITY - With High Efficiency Motor Furnaces¹ (Continued)

UNIT MODEL	FURNACE		COIL MODEL ²	Stage	COOLING					HEATING					
	MODEL	WIDTH			RATED CFM	NET MBH		SEER	EER	NET MBH		HSPF IV	HSPF V	COP	
						TOTAL	SENS.			47°F OD	17°F OD			47°F OD	17°F OD
TH16B2421S	TM9E060A10MP12	14.5	CF/CM30A	High	825	24.0	19.1	16.50	11.50	24.0	15.2	9.25	7.70	3.54	2.56
				Med	700	18.4	15.6	-	15.95	-	-	-	-	-	-
				Low	700	16.2	14.6	-	26.45	12.4	-	-	-	3.96	-
TH16B2421S	TM9E060A10MP12	14.5	CF/CM30B	High	850	24.0	19.2	16.75	12.00	24.0	15.1	9.25	7.70	3.60	2.60
				Med	725	18.5	15.9	-	16.15	-	-	-	-	-	-
				Low	725	16.3	15.1	-	26.75	12.5	-	-	-	4.02	-
TH16B2421S	TM9E060A10MP12	14.5	CF/CM36A	High	800	24.0	18.6	16.75	11.75	24.0	15.1	9.25	7.70	3.58	2.60
				Med	700	18.6	15.5	-	16.15	-	-	-	-	-	-
				Low	700	16.2	14.5	-	26.50	12.4	-	-	-	3.98	-
TH16B2421S	TM9E060A10MP12	14.5	CF/CM36B	High	850	24.0	19.0	16.75	12.00	24.0	15.2	9.25	7.70	3.64	2.62
				Med	725	18.6	16.0	-	16.25	-	-	-	-	-	-
				Low	725	16.3	14.9	-	26.95	12.4	-	-	-	4.02	-
TH16B2421S	TM9E060B12MP11	17.5	CF/CM24B	High	675	24.0	17.7	17.25	11.75	24.0	14.9	9.00	7.50	3.50	2.62
				Med	500	17.8	13.3	-	16.30	-	-	9.00	7.50	-	-
				Low	500	16.0	12.6	-	28.45	12.1	-	-	-	3.94	-
TH16B2421S	TM9E060B12MP11	17.5	CF/CM30B	High	900	24.0	18.6	17.25	11.25	24.0	15.3	9.00	7.40	3.48	2.56
				Med	600	18.2	14.5	-	16.50	-	-	9.00	7.40	-	-
				Low	600	16.2	13.7	-	28.35	12.3	-	-	-	4.06	-
TH16B2421S	TM9E060B12MP11	17.5	CF/CM36B	High	875	24.0	19.2	17.25	11.75	24.0	14.8	9.00	7.45	3.78	2.70
				Med	600	18.4	14.6	-	17.40	-	-	9.00	7.45	-	-
				Low	600	16.4	13.7	-	31.25	11.9	-	-	-	4.14	-
TH16B2421S	TM9E060B12MP11	17.5	CF24BBAA1	High	675	24.0	17.7	17.25	11.75	24.0	14.9	9.00	7.50	3.50	2.62
				Med	500	17.8	13.3	-	16.30	-	-	9.00	7.50	-	-
				Low	500	16.0	12.6	-	28.45	12.1	-	-	-	3.94	-
TH16B2421S	TM9E080B12MP11	17.5	CF/CM24B	High	825	24.0	18.9	16.50	11.75	24.0	15.2	9.00	7.45	3.62	2.62
				Med	550	18.1	13.9	-	16.45	-	-	9.00	7.45	-	-
				Low	550	16.1	13.2	-	28.40	12.2	-	-	-	4.00	-
TH16B2421S	TM9E080B12MP11	17.5	CF/CM30B	High	775	24.0	18.4	16.50	11.75	24.0	15.0	9.00	7.40	3.62	2.64
				Med	675	18.5	15.4	-	16.55	-	-	9.00	7.40	-	-
				Low	675	16.3	14.7	-	28.00	12.5	-	-	-	4.12	-
TH16B2421S	TM9E080B12MP11	17.5	CF/CM36B	High	875	24.0	19.4	16.50	11.75	24.0	15.3	9.00	7.40	3.64	2.60
				Med	700	18.6	15.3	-	16.35	-	-	9.00	7.40	-	-
				Low	700	16.5	14.8	-	27.40	12.6	-	-	-	4.08	-
TH16B2421S	TM9E080B12MP11	17.5	CF24BBAA1	High	825	24.0	18.9	16.50	11.75	24.0	15.2	9.00	7.45	3.62	2.62
				Med	550	18.1	13.9	-	16.45	-	-	9.00	7.45	-	-
				Low	550	16.1	13.2	-	28.40	12.2	-	-	-	4.00	-

SYSTEM CAPACITY - With High Efficiency Motor Furnaces¹ (Continued)

UNIT MODEL	FURNACE		COIL MODEL ²	Stage	COOLING					HEATING					
	MODEL	WIDTH			RATED CFM	NET MBH		SEER	EER	NET MBH		HSPF IV	HSPF V	COP	
						TOTAL	SENS.			47°F OD	17°F OD			47°F OD	17°F OD
TH16B2421S	TM9V040A10MP12C	14.5	CF/CM24A	High	875	24.0	19.4	17.25	11.75	24.0	15.2	9.00	7.40	3.68	2.64
				Med	600	18.2	14.5	-	16.60	-	-	9.00	7.40	-	-
				Low	600	16.3	13.8	-	28.85	12.3	-	-	-	4.10	-
TH16B2421S	TM9V040A10MP12C	14.5	CF/CM30A	High	800	24.0	18.6	17.25	11.75	24.0	15.1	9.00	7.45	3.64	2.64
				Med	550	18.1	13.9	-	16.60	-	-	9.00	7.45	-	-
				Low	550	16.1	13.2	-	28.85	12.2	-	-	-	4.04	-
TH16B2421S	TM9V040A10MP12C	14.5	CF/CM36A	High	725	24.0	18.1	17.25	11.75	24.0	15.0	9.00	7.45	3.54	2.62
				Med	550	18.1	14.0	-	16.50	-	-	9.00	7.45	-	-
				Low	550	16.1	13.2	-	28.70	12.2	-	-	-	4.02	-
TH16B2421S	TM9V040A10MP12C	14.5	CF24ABAA1	High	875	24.0	19.4	17.25	11.75	24.0	15.2	9.00	7.40	3.68	2.64
				Med	600	18.2	14.5	-	16.60	-	-	9.00	7.40	-	-
				Low	600	16.3	13.8	-	28.85	12.3	-	-	-	4.10	-
TH16B2421S	TM9V040A10MP12C	14.5	CF30ABAA1	High	800	24.0	18.6	17.25	11.75	24.0	15.1	9.00	7.45	3.64	2.64
				Med	550	18.1	13.9	-	16.60	-	-	9.00	7.45	-	-
				Low	550	16.1	13.2	-	28.85	12.2	-	-	-	4.04	-
TH16B2421S	TM9V060B12MP12C	17.5	CF/CM24B	High	800	24.0	18.6	17.25	11.25	24.0	15.2	9.00	7.45	3.60	2.62
				Med	575	18.1	14.3	-	16.45	-	-	9.00	7.45	-	-
				Low	575	16.1	13.5	-	28.45	12.3	-	-	-	4.04	-
TH16B2421S	TM9V060B12MP12C	17.5	CF/CM30B	High	800	24.0	18.7	16.75	11.25	24.0	15.4	9.00	7.45	3.52	2.56
				Med	500	17.7	13.2	-	16.00	-	-	9.00	7.45	-	-
				Low	500	15.9	12.5	-	27.40	12.2	-	-	-	3.88	-
TH16B2421S	TM9V060B12MP12C	17.5	CF/CM36B	High	875	24.0	19.2	17.25	11.25	24.0	14.9	9.00	7.45	3.76	2.70
				Med	625	18.5	15.0	-	17.25	-	-	9.00	7.45	-	-
				Low	625	16.4	14.1	-	30.50	11.9	-	-	-	4.16	-
TH16B2421S	TM9V060B12MP12C	17.5	CF24BBAA1	High	800	24.0	18.6	17.25	11.25	24.0	15.2	9.00	7.45	3.60	2.62
				Med	575	18.1	14.3	-	16.45	-	-	9.00	7.45	-	-
				Low	575	16.1	13.5	-	28.45	12.3	-	-	-	4.04	-
TH16B2421S	TM9V080B12MP12C	17.5	CF/CM24B	High	950	25.4	21.2	18.00	12.25	24.2	15.0	9.00	7.40	3.82	2.70
				Med	650	18.6	15.2	-	17.35	-	-	9.00	7.40	-	-
				Low	650	16.4	14.4	-	30.60	12.0	-	-	-	4.20	-
TH16B2421S	TM9V080B12MP12C	17.5	CF/CM30B	High	875	24.0	19.2	17.50	12.25	24.0	15.0	9.00	7.45	3.68	2.64
				Med	625	18.5	14.8	-	17.00	-	-	9.00	7.45	-	-
				Low	625	16.4	14.1	-	29.70	12.0	-	-	-	4.10	-
TH16B2421S	TM9V080B12MP12C	17.5	CF/CM36B	High	900	24.0	19.6	18.00	12.25	24.0	15.1	9.00	7.45	3.70	2.64
				Med	650	18.5	15.1	-	17.05	-	-	9.00	7.45	-	-
				Low	650	16.4	14.4	-	29.80	12.1	-	-	-	4.14	-

SYSTEM CAPACITY - With High Efficiency Motor Furnaces¹ (Continued)

UNIT MODEL	FURNACE		COIL MODEL ²	Stage	COOLING					HEATING					
	MODEL	WIDTH			RATED CFM	NET MBH		SEER	EER	NET MBH		HSPF IV	HSPF V	COP	
						TOTAL	SENS.			47°F OD	17°F OD			47°F OD	17°F OD
TH16B2421S	TM9V080B12MP12C	17.5	CF24BBAA1	High	950	25.4	21.2	18.00	12.25	24.2	15.0	9.00	7.40	3.82	2.70
				Med	650	18.6	15.2	-	17.35	-	-	9.00	7.40	-	-
				Low	650	16.4	14.4	-	30.60	12.0	-	-	-	4.20	-
TH16B2421S	TM9V080C16MP12C	21.0	CF/CM36C	High	850	24.0	19.0	17.50	12.00	24.0	15.1	9.00	7.45	3.70	2.66
				Med	550	18.2	14.0	-	16.95	-	-	9.00	7.45	-	-
				Low	550	16.2	13.3	-	30.00	12.1	-	-	-	4.10	-
TH16B2421S	TM9V080C16MP12C	21.0	CF/CM30C	High	750	24.0	18.1	17.50	12.00	24.0	14.9	9.00	7.45	3.62	2.66
				Med	525	18.0	13.7	-	16.75	-	-	9.00	7.45	-	-
				Low	525	16.1	12.9	-	29.65	12.1	-	-	-	4.04	-
TH16B2421S	TM9V100C16MP12C	21.0	CF/CM36C	High	900	24.0	19.7	17.50	12.25	24.0	15.1	9.00	7.40	3.72	2.66
				Med	750	18.8	16.2	-	16.85	-	-	9.00	7.40	-	-
				Low	750	16.5	15.6	-	28.80	12.4	-	-	-	4.20	-
TH16B2421S	TM9V100C16MP12C	21.0	CF/CM30C	High	700	24.0	17.7	17.50	12.25	24.0	14.7	9.00	7.50	3.60	2.66
				Med	600	18.3	14.5	-	16.70	-	-	9.00	7.50	-	-
				Low	600	16.3	13.6	-	29.15	12.0	-	-	-	4.08	-
TH16B2421S	TM9Y040A10MP11	14.5	CF/CM24A	High	800	24.0	18.7	17.50	12.00	24.0	15.0	9.00	7.45	3.68	2.66
				Med	525	18.0	13.7	-	16.80	-	-	9.00	7.45	-	-
				Low	525	16.1	12.9	-	29.80	12.1	-	-	-	4.06	-
TH16B2421S	TM9Y040A10MP11	14.5	CF/CM30A	High	875	24.0	19.4	17.75	12.00	24.0	15.1	9.00	7.40	3.74	2.68
				Med	625	18.4	15.0	-	17.00	-	-	9.00	7.40	-	-
				Low	625	16.4	14.2	-	29.95	12.3	-	-	-	4.18	-
TH16B2421S	TM9Y040A10MP11	14.5	CF/CM36A	High	725	24.0	18.1	16.75	11.50	24.0	15.0	9.00	7.50	3.54	2.62
				Med	500	17.8	13.3	-	16.30	-	-	9.00	7.50	-	-
				Low	500	16.0	12.6	-	28.35	12.1	-	-	-	3.92	-
TH16B2421S	TM9Y040A10MP11	14.5	CF24ABAA1	High	800	24.0	18.7	17.50	12.00	24.0	15.0	9.00	7.45	3.68	2.66
				Med	525	18.0	13.7	-	16.80	-	-	9.00	7.45	-	-
				Low	525	16.1	12.9	-	29.80	12.1	-	-	-	4.06	-
TH16B2421S	TM9Y040A10MP11	14.5	CF30ABAA1	High	875	24.0	19.4	17.75	12.00	24.0	15.1	9.00	7.40	3.74	2.68
				Med	625	18.4	15.0	-	17.00	-	-	9.00	7.40	-	-
				Low	625	16.4	14.2	-	29.95	12.3	-	-	-	4.18	-
TH16B2421S	TM9Y060B12MP11	17.5	CF/CM24B	High	675	24.0	17.7	17.25	11.75	24.0	14.9	9.00	7.50	3.50	2.62
				Med	500	17.8	13.3	-	16.30	-	-	9.00	7.50	-	-
				Low	500	16.0	12.6	-	28.45	12.1	-	-	-	3.94	-
TH16B2421S	TM9Y060B12MP11	17.5	CF/CM30B	High	900	24.0	18.6	17.25	11.25	24.0	15.3	9.00	7.40	3.48	2.56
				Med	600	18.2	14.5	-	16.50	-	-	9.00	7.40	-	-
				Low	600	16.2	13.7	-	28.35	12.3	-	-	-	4.06	-

SYSTEM CAPACITY - With High Efficiency Motor Furnaces¹ (Continued)

UNIT MODEL	FURNACE		COIL MODEL ²	Stage	COOLING					HEATING					
	MODEL	WIDTH			RATED CFM	NET MBH		SEER	EER	NET MBH		HSPF IV	HSPF V	COP	
						TOTAL	SENS.			47°F OD	17°F OD			47°F OD	17°F OD
TH16B2421S	TM9Y060B12MP11	17.5	CF/CM36B	High	875	24.0	19.2	17.25	11.75	24.0	14.8	9.00	7.45	3.78	2.70
				Med	600	18.4	14.6	-	17.40	-	-	9.00	7.45	-	-
				Low	600	16.4	13.7	-	31.25	11.9	-	-	-	-	4.14
TH16B2421S	TM9Y060B12MP11	17.5	CF24BBAA1	High	675	24.0	17.7	17.25	11.75	24.0	14.9	9.00	7.50	3.50	2.62
				Med	500	17.8	13.3	-	16.30	-	-	9.00	7.50	-	-
				Low	500	16.0	12.6	-	28.45	12.1	-	-	-	-	3.94
TH16B2421S	TM9Y080B12MP11	17.5	CF/CM24B	High	825	24.0	18.9	16.50	11.75	24.0	15.2	9.00	7.45	3.62	2.62
				Med	550	18.1	13.9	-	16.45	-	-	9.00	7.45	-	-
				Low	550	16.1	13.2	-	28.40	12.2	-	-	-	-	4.00
TH16B2421S	TM9Y080B12MP11	17.5	CF/CM30B	High	775	24.0	18.4	16.50	11.75	24.0	15.0	9.00	7.40	3.62	2.64
				Med	675	18.5	15.4	-	16.55	-	-	9.00	7.40	-	-
				Low	675	16.3	14.7	-	28.00	12.5	-	-	-	-	4.12
TH16B2421S	TM9Y080B12MP11	17.5	CF/CM36B	High	875	24.0	19.4	16.50	11.75	24.0	15.3	9.00	7.40	3.64	2.60
				Med	700	18.6	15.3	-	16.35	-	-	9.00	7.40	-	-
				Low	700	16.5	14.8	-	27.40	12.6	-	-	-	-	4.08
TH16B2421S	TM9Y080B12MP11	17.5	CF24BBAA1	High	825	24.0	18.9	16.50	11.75	24.0	15.2	9.00	7.45	3.62	2.62
				Med	550	18.1	13.9	-	16.45	-	-	9.00	7.45	-	-
				Low	550	16.1	13.2	-	28.40	12.2	-	-	-	-	4.00
TH16B2421S	TMLV060A12MP12C	14.5	CF/CM24A	High	800	24.0	18.6	17.25	11.75	24.0	15.0	9.00	7.50	3.56	2.60
				Med	575	18.2	14.2	-	16.60	-	-	9.00	7.50	-	-
				Low	575	16.1	13.3	-	28.55	12.0	-	-	-	-	3.96
TH16B2421S	TMLV060A12MP12C	14.5	CF/CM30A	High	650	24.0	17.4	16.75	11.75	24.0	14.8	8.75	7.30	3.40	2.56
				Med	450	17.4	12.5	-	15.90	-	-	8.75	7.30	-	-
				Low	450	15.7	11.7	-	27.55	11.7	-	-	-	-	3.74
TH16B2421S	TMLV060A12MP12C	14.5	CF/CM36A	High	925	24.6	19.3	18.00	12.00	24.6	15.0	9.00	7.40	3.64	2.66
				Med	650	18.5	15.3	-	17.15	-	-	9.00	7.40	-	-
				Low	650	16.4	14.5	-	30.35	12.3	-	-	-	-	4.24
TH16B2421S	TMLV060A12MP12C	14.5	CF24ABAA1	High	800	24.0	18.6	17.25	11.75	24.0	15.0	9.00	7.50	3.56	2.60
				Med	575	18.2	14.2	-	16.60	-	-	9.00	7.50	-	-
				Low	575	16.1	13.3	-	28.55	12.0	-	-	-	-	3.96
TH16B2421S	TMLV060A12MP12C	14.5	CF30ABAA1	High	650	24.0	17.4	16.75	11.75	24.0	14.8	8.75	7.30	3.40	2.56
				Med	450	17.4	12.5	-	15.90	-	-	8.75	7.30	-	-
				Low	450	15.7	11.7	-	27.55	11.7	-	-	-	-	3.74
TH16B2421S	TMLV080B12MP12C	17.5	CF/CM24B	High	875	24.0	19.5	17.75	12.00	24.0	15.1	9.00	7.40	3.72	2.66
				Med	625	18.4	15.0	-	16.85	-	-	9.00	7.40	-	-
				Low	625	16.4	14.2	-	29.40	12.3	-	-	-	-	4.16

SYSTEM CAPACITY - With High Efficiency Motor Furnaces¹ (Continued)

UNIT MODEL	FURNACE		COIL MODEL ²	Stage	COOLING					HEATING					
	MODEL	WIDTH			RATED CFM	NET MBH		SEER	EER	NET MBH		HSPF IV	HSPF V	COP	
						TOTAL	SENS.			47°F OD	17°F OD			47°F OD	17°F OD
TH16B2421S	TMLV080B12MP12C	17.5	CF/CM30B	High	775	24.0	18.4	17.75	12.00	24.0	15.0	9.00	7.45	3.64	2.66
				Med	625	18.5	15.1	-	16.90	-	-	9.00	7.45	-	-
				Low	625	16.4	14.2	-	29.45	12.3	-	-	-	4.14	-
TH16B2421S	TMLV080B12MP12C	17.5	CF/CM36B	High	800	24.0	18.7	17.75	12.00	24.0	15.0	9.00	7.45	3.66	2.66
				Med	625	18.5	15.0	-	16.90	-	-	9.00	7.45	-	-
				Low	625	16.4	14.2	-	29.55	12.3	-	-	-	4.16	-
TH16B2421S	TMLV080B12MP12C	17.5	CF24BBAA1	High	875	24.0	19.5	17.75	12.00	24.0	15.1	9.00	7.40	3.72	2.66
				Med	625	18.4	15.0	-	16.85	-	-	9.00	7.40	-	-
				Low	625	16.4	14.2	-	29.40	12.3	-	-	-	4.16	-
TH16B2421S	TMLV080C16MP12C	21.0	CF/CM36C	High	825	24.0	18.9	17.00	12.00	24.0	15.1	9.00	7.40	3.66	2.64
				Med	700	18.7	15.4	-	16.70	-	-	9.00	7.40	-	-
				Low	700	16.5	14.8	-	28.45	12.5	-	-	-	4.14	-
TH16B2421S	TMLV080C16MP12C	21.0	CF/CM30C	High	900	24.0	18.6	17.00	11.75	24.0	15.1	9.00	7.40	3.56	2.62
				Med	625	18.2	14.9	-	16.75	-	-	9.00	7.40	-	-
				Low	625	16.4	14.2	-	29.65	12.3	-	-	-	4.16	-
TH16B2421S	TMLV100C16MP12C	21.0	CF/CM36C	High	825	24.0	18.9	17.00	12.00	24.0	15.1	9.00	7.40	3.66	2.64
				Med	700	18.7	15.4	-	16.70	-	-	9.00	7.40	-	-
				Low	700	16.5	14.8	-	28.45	12.5	-	-	-	4.14	-
TH16B2421S	TMLV100C16MP12C	21.0	CF/CM30C	High	900	24.0	18.6	17.00	11.75	24.0	15.1	9.00	7.40	3.56	2.62
				Med	625	18.2	14.9	-	16.75	-	-	9.00	7.40	-	-
				Low	625	16.4	14.2	-	29.65	12.3	-	-	-	4.16	-
TH16B2421S	TMLX060A12MP11	14.5	CF/CM24A	High	850	24.0	19.0	17.00	12.00	24.0	15.1	9.00	7.45	3.68	2.64
				Med	600	18.4	14.5	-	16.85	-	-	9.00	7.45	-	-
				Low	600	16.2	13.7	-	29.10	12.0	-	-	-	4.04	-
TH16B2421S	TMLX060A12MP11	14.5	CF/CM30A	High	800	24.0	18.5	17.00	12.25	24.0	14.9	9.00	7.50	3.64	2.64
				Med	550	18.0	14.1	-	16.60	-	-	9.00	7.50	-	-
				Low	550	16.1	13.0	-	29.10	11.9	-	-	-	3.98	-
TH16B2421S	TMLX060A12MP11	14.5	CF/CM36A	High	700	24.0	17.6	17.00	12.00	24.0	14.8	8.75	7.25	3.58	2.66
				Med	475	17.7	13.0	-	16.55	-	-	8.75	7.25	-	-
				Low	475	16.0	12.3	-	29.45	12.0	-	-	-	3.94	-
TH16B2421S	TMLX060A12MP11	14.5	CF24ABAA1	High	850	24.0	19.0	17.00	12.00	24.0	15.1	9.00	7.45	3.68	2.64
				Med	600	18.4	14.5	-	16.85	-	-	9.00	7.45	-	-
				Low	600	16.2	13.7	-	29.10	12.0	-	-	-	4.04	-
TH16B2421S	TMLX060A12MP11	14.5	CF30ABAA1	High	800	24.0	18.5	17.00	12.25	24.0	14.9	9.00	7.50	3.64	2.64
				Med	550	18.0	14.1	-	16.60	-	-	9.00	7.50	-	-
				Low	550	16.1	13.0	-	29.10	11.9	-	-	-	3.98	-

SYSTEM CAPACITY - With High Efficiency Motor Furnaces¹ (Continued)

UNIT MODEL	FURNACE		COIL MODEL ²	Stage	COOLING					HEATING					
	MODEL	WIDTH			RATED CFM	NET MBH		SEER	EER	NET MBH		HSPF IV	HSPF V	COP	
						TOTAL	SENS.			47°F OD	17°F OD			47°F OD	17°F OD
TH16B2421S	TMLX080B12MP11	17.5	CF/CM24B	High	575	24.0	16.5	16.50	12.00	24.0	14.6	8.75	7.30	3.40	2.64
				Med	425	17.4	12.3	-	16.25	-	-	8.75	7.30	-	-
				Low	425	15.7	11.6	-	28.75	11.9	-	-	-	3.82	-
TH16B2421S	TMLX080B12MP11	17.5	CF/CM30B	High	725	24.0	18.1	17.00	12.00	24.0	14.8	9.00	7.50	3.60	2.66
				Med	475	17.7	13.0	-	16.55	-	-	9.00	7.50	-	-
				Low	475	15.9	12.3	-	29.35	12.0	-	-	-	3.94	-
TH16B2421S	TMLX080B12MP11	17.5	CF/CM36B	High	700	24.0	17.6	16.50	12.00	24.0	14.8	9.00	7.50	3.58	2.66
				Med	475	17.7	13.0	-	16.55	-	-	9.00	7.50	-	-
				Low	475	16.0	12.3	-	29.45	12.0	-	-	-	3.94	-
TH16B2421S	TMLX080B12MP11	17.5	CF24BBAA1	High	575	24.0	16.5	16.50	12.00	24.0	14.6	8.75	7.30	3.40	2.64
				Med	425	17.4	12.3	-	16.25	-	-	8.75	7.30	-	-
				Low	425	15.7	11.6	-	28.75	11.9	-	-	-	3.82	-
TH16B2421S	TP9C060B12MP13C	17.5	CF/CM24B	High	800	24.0	18.6	17.25	11.25	24.0	15.2	9.00	7.45	3.60	2.62
				Med	575	18.1	14.3	-	16.45	-	-	9.00	7.45	-	-
				Low	575	16.1	13.5	-	28.45	12.3	-	-	-	4.04	-
TH16B2421S	TP9C060B12MP13C	17.5	CF/CM30B	High	800	24.0	18.7	16.75	11.25	24.0	15.4	9.00	7.45	3.52	2.56
				Med	500	17.7	13.2	-	16.00	-	-	9.00	7.45	-	-
				Low	500	15.9	12.5	-	27.40	12.2	-	-	-	3.88	-
TH16B2421S	TP9C060B12MP13C	17.5	CF/CM36B	High	875	24.0	19.2	17.25	11.25	24.0	14.9	9.00	7.45	3.76	2.70
				Med	625	18.5	15.0	-	17.25	-	-	9.00	7.45	-	-
				Low	625	16.4	14.1	-	30.50	11.9	-	-	-	4.16	-
TH16B2421S	TP9C060B12MP13C	17.5	CF24BBAA1	High	800	24.0	18.6	17.25	11.25	24.0	15.2	9.00	7.45	3.60	2.62
				Med	575	18.1	14.3	-	16.45	-	-	9.00	7.45	-	-
				Low	575	16.1	13.5	-	28.45	12.3	-	-	-	4.04	-
TH16B2421S	TP9C080B12MP13C	17.5	CF/CM24B	High	950	25.4	21.2	18.00	12.25	24.2	15.0	9.00	7.40	3.82	2.70
				Med	650	18.6	15.2	-	17.35	-	-	9.00	7.40	-	-
				Low	650	16.4	14.4	-	30.60	12.0	-	-	-	4.20	-
TH16B2421S	TP9C080B12MP13C	17.5	CF/CM30B	High	875	24.0	19.2	17.50	12.25	24.0	15.0	9.00	7.45	3.68	2.64
				Med	625	18.5	14.8	-	17.00	-	-	9.00	7.45	-	-
				Low	625	16.4	14.1	-	29.70	12.0	-	-	-	4.10	-
TH16B2421S	TP9C080B12MP13C	17.5	CF/CM36B	High	900	24.0	19.6	18.00	12.25	24.0	15.1	9.00	7.45	3.70	2.64
				Med	650	18.5	15.1	-	17.05	-	-	9.00	7.45	-	-
				Low	650	16.4	14.4	-	29.80	12.1	-	-	-	4.14	-
TH16B2421S	TP9C080B12MP13C	17.5	CF24BBAA1	High	950	25.4	21.2	18.00	12.25	24.2	15.0	9.00	7.40	3.82	2.70
				Med	650	18.6	15.2	-	17.35	-	-	9.00	7.40	-	-
				Low	650	16.4	14.4	-	30.60	12.0	-	-	-	4.20	-

SYSTEM CAPACITY - With High Efficiency Motor Furnaces¹ (Continued)

UNIT MODEL	FURNACE		COIL MODEL ²	Stage	COOLING					HEATING					
	MODEL	WIDTH			RATED CFM	NET MBH		SEER	EER	NET MBH		HSPF IV	HSPF V	COP	
						TOTAL	SENS.			47°F OD	17°F OD			47°F OD	17°F OD
TH16B2421S	TP9C080C16MP13C	21.0	CF/CM36C	High	850	24.0	19.0	17.50	12.00	24.0	15.1	9.00	7.45	3.70	2.66
				Med	550	18.2	14.0	-	16.95	-	-	9.00	7.45	-	-
				Low	550	16.2	13.3	-	30.00	12.1	-	-	-	4.10	-
TH16B2421S	TP9C080C16MP13C	21.0	CF/CM30C	High	750	24.0	18.1	17.50	12.00	24.0	14.9	9.00	7.45	3.62	2.66
				Med	525	18.0	13.7	-	16.75	-	-	9.00	7.45	-	-
				Low	525	16.1	12.9	-	29.65	12.1	-	-	-	4.04	-
TH16B2421S	TP9C100C16MP13C	21.0	CF/CM36C	High	900	24.0	19.7	17.50	12.25	24.0	15.1	9.00	7.40	3.72	2.66
				Med	750	18.8	16.2	-	16.85	-	-	9.00	7.40	-	-
				Low	750	16.5	15.6	-	28.80	12.4	-	-	-	4.20	-
TH16B2421S	TP9C100C16MP13C	21.0	CF/CM30C	High	700	24.0	17.7	17.50	12.25	24.0	14.7	9.00	7.50	3.60	2.66
				Med	600	18.3	14.5	-	16.70	-	-	9.00	7.50	-	-
				Low	600	16.3	13.6	-	29.15	12.0	-	-	-	4.08	-
TH16B2421S	TPLC060A12MP13C	14.5	CF/CM24A	High	800	24.0	18.6	17.25	11.75	24.0	15.0	9.00	7.50	3.56	2.60
				Med	575	18.2	14.2	-	16.60	-	-	9.00	7.50	-	-
				Low	575	16.1	13.3	-	28.55	12.0	-	-	-	3.96	-
TH16B2421S	TPLC060A12MP13C	14.5	CF/CM30A	High	650	24.0	17.4	16.75	11.75	24.0	14.8	8.75	7.30	3.40	2.56
				Med	450	17.4	12.5	-	15.90	-	-	8.75	7.30	-	-
				Low	450	15.7	11.7	-	27.55	11.7	-	-	-	3.74	-
TH16B2421S	TPLC060A12MP13C	14.5	CF/CM36A	High	925	24.6	19.3	18.00	12.00	24.6	15.0	9.00	7.40	3.64	2.66
				Med	650	18.5	15.3	-	17.15	-	-	9.00	7.40	-	-
				Low	650	16.4	14.5	-	30.35	12.3	-	-	-	4.24	-
TH16B2421S	TPLC060A12MP13C	14.5	CF24ABAA1	High	800	24.0	18.6	17.25	11.75	24.0	15.0	9.00	7.50	3.56	2.60
				Med	575	18.2	14.2	-	16.60	-	-	9.00	7.50	-	-
				Low	575	16.1	13.3	-	28.55	12.0	-	-	-	3.96	-
TH16B2421S	TPLC060A12MP13C	14.5	CF30ABAA1	High	650	24.0	17.4	16.75	11.75	24.0	14.8	8.75	7.30	3.40	2.56
				Med	450	17.4	12.5	-	15.90	-	-	8.75	7.30	-	-
				Low	450	15.7	11.7	-	27.55	11.7	-	-	-	3.74	-
TH16B2421S	TPLC080B12MP13C	17.5	CF/CM24B	High	875	24.0	19.5	17.75	12.00	24.0	15.1	9.00	7.40	3.72	2.66
				Med	625	18.4	15.0	-	16.85	-	-	9.00	7.40	-	-
				Low	625	16.4	14.2	-	29.40	12.3	-	-	-	4.16	-
TH16B2421S	TPLC080B12MP13C	17.5	CF/CM30B	High	775	24.0	18.4	17.75	12.00	24.0	15.0	9.00	7.45	3.64	2.66
				Med	625	18.5	15.1	-	16.90	-	-	9.00	7.45	-	-
				Low	625	16.4	14.2	-	29.45	12.3	-	-	-	4.14	-
TH16B2421S	TPLC080B12MP13C	17.5	CF/CM36B	High	800	24.0	18.7	17.75	12.00	24.0	15.0	9.00	7.45	3.66	2.66
				Med	625	18.5	15.0	-	16.90	-	-	9.00	7.45	-	-
				Low	625	16.4	14.2	-	29.55	12.3	-	-	-	4.16	-

SYSTEM CAPACITY - With High Efficiency Motor Furnaces¹ (Continued)

UNIT MODEL	FURNACE		COIL MODEL ²	Stage	COOLING					HEATING					
	MODEL	WIDTH			RATED CFM	NET MBH		SEER	EER	NET MBH		HSPF IV	HSPF V	COP	
						TOTAL	SENS.			47°F OD	17°F OD			47°F OD	17°F OD
TH16B2421S	TPLC080B12MP13C	17.5	CF24BBAA1	High	875	24.0	19.5	17.75	12.00	24.0	15.1	9.00	7.40	3.72	2.66
				Med	625	18.4	15.0	-	16.85	-	-	9.00	7.40	-	-
				Low	625	16.4	14.2	-	29.40	12.3	-	-	-	4.16	-
TH16B2421S	TPLC080C16MP13C	21.0	CF/CM36C	High	825	24.0	18.9	17.00	12.00	24.0	15.1	9.00	7.40	3.66	2.64
				Med	700	18.7	15.4	-	16.70	-	-	9.00	7.40	-	-
				Low	700	16.5	14.8	-	28.45	12.5	-	-	-	4.14	-
TH16B2421S	TPLC080C16MP13C	21.0	CF/CM30C	High	900	24.0	18.6	17.00	11.75	24.0	15.1	9.00	7.40	3.56	2.62
				Med	625	18.2	14.9	-	16.75	-	-	9.00	7.40	-	-
				Low	625	16.4	14.2	-	29.65	12.3	-	-	-	4.16	-
TH16B2421S	TPLC100C16MP13C	21.0	CF/CM36C	High	825	24.0	18.9	17.00	12.00	24.0	15.1	9.00	7.40	3.66	2.64
				Med	700	18.7	15.4	-	16.70	-	-	9.00	7.40	-	-
				Low	700	16.5	14.8	-	28.45	12.5	-	-	-	4.14	-
TH16B2421S	TPLC100C16MP13C	21.0	CF/CM30C	High	900	24.0	18.6	17.00	11.75	24.0	15.1	9.00	7.40	3.56	2.62
				Med	625	18.2	14.9	-	16.75	-	-	9.00	7.40	-	-
				Low	625	16.4	14.2	-	29.65	12.3	-	-	-	4.16	-
TH16B3622S	TL8E060A12UH11	14.5	CF/CM36A	High	975	33.8	25.0	16.25	10.50	35.4	22.4	9.50	8.05	3.30	2.64
				Med	675	23.8	17.8	-	15.05	-	-	-	-	-	-
				Low	675	21.6	16.8	-	27.95	18.0	-	-	-	3.96	-
TH16B3622S	TL8E060A12UH11	14.5	CF/CM36B	High	1025	33.8	25.4	16.25	10.50	35.4	22.4	9.50	8.10	3.40	2.66
				Med	700	24.0	18.1	-	15.15	-	-	-	-	-	-
				Low	700	21.8	17.2	-	28.15	18.2	-	-	-	4.00	-
TH16B3622S	TL8E060A12UH11	14.5	CF42B	High	1025	34.0	25.6	16.50	10.75	35.2	22.4	9.50	8.05	3.44	2.68
				Med	700	24.4	18.2	-	15.30	-	-	-	-	-	-
				Low	700	21.8	17.2	-	28.25	18.1	-	-	-	4.04	-
TH16B3622S	TL9E060B12UH11	17.5	CF/CM36B	High	1025	33.6	25.4	16.00	10.50	35.4	22.6	9.50	8.05	3.36	2.62
				Med	675	23.6	17.6	-	14.95	-	-	-	-	-	-
				Low	675	21.6	16.7	-	27.65	18.2	-	-	-	3.96	-
TH16B3622S	TL9E060B12UH11	17.5	CF/CM36C	High	1050	33.6	25.8	16.25	10.50	35.4	22.6	9.50	8.10	3.38	2.64
				Med	700	24.0	18.1	-	15.10	-	-	-	-	-	-
				Low	700	21.8	17.2	-	27.95	18.2	-	-	-	4.00	-
TH16B3622S	TL9E060B12UH11	17.5	CF/CM42C	High	1050	34.0	25.8	16.25	10.50	35.2	22.6	9.50	8.05	3.44	2.66
				Med	700	24.4	18.2	-	15.20	-	-	-	-	-	-
				Low	700	21.8	17.2	-	28.00	18.1	-	-	-	4.04	-
TH16B3622S	TL9E060B12UH11	17.5	CF/CM48C	High	1050	34.4	26.2	16.25	10.50	35.0	22.4	9.50	8.05	3.46	2.66
				Med	700	24.0	18.0	-	15.05	-	-	-	-	-	-
				Low	700	21.8	17.2	-	28.20	18.0	-	-	-	4.08	-

SYSTEM CAPACITY - With High Efficiency Motor Furnaces¹ (Continued)

UNIT MODEL	FURNACE		COIL MODEL ²	Stage	COOLING					HEATING					
	MODEL	WIDTH			RATED CFM	NET MBH		SEER	EER	NET MBH		HSPF IV	HSPF V	COP	
						TOTAL	SENS.			47°F OD	17°F OD			47°F OD	17°F OD
TH16B3622S	TL9E060B12UH11	17.5	CF42B	High	1025	34.0	25.6	16.25	10.50	35.2	22.6	9.50	8.10	3.40	2.64
				Med	675	24.2	17.8	-	15.20	-	-	-	-	-	-
				Low	675	21.8	16.9	-	27.75	18.1	-	-	-	4.00	-
TH16B3622S	TL9E080C16UH11	21.0	CF/CM36C	High	1250	34.8	28.6	16.00	10.50	35.4	22.6	9.50	8.00	3.48	2.64
				Med	925	24.8	21.2	-	15.35	-	-	-	-	-	-
				Low	925	22.4	20.0	-	25.95	18.5	-	-	-	4.14	-
TH16B3622S	TL9E080C16UH11	21.0	CF/CM42C	High	1250	34.8	28.6	16.00	10.50	35.2	22.8	9.75	8.25	3.52	2.66
				Med	925	24.8	21.0	-	15.45	-	-	-	-	-	-
				Low	925	22.4	20.0	-	25.95	18.4	-	-	-	4.18	-
TH16B3622S	TL9E080C16UH11	21.0	CF/CM42D	High	1100	34.4	26.6	16.00	11.00	35.0	22.4	9.75	8.25	3.52	2.72
				Med	925	24.8	21.0	-	15.45	-	-	-	-	-	-
				Low	925	22.4	20.0	-	25.90	18.4	-	-	-	4.18	-
TH16B3622S	TL9E080C16UH11	21.0	CF/CM48C	High	1075	34.4	26.4	16.00	11.00	34.8	22.2	9.75	8.25	3.54	2.72
				Med	925	24.8	21.2	-	15.35	-	-	-	-	-	-
				Low	925	22.4	20.2	-	25.90	18.4	-	-	-	4.20	-
TH16B3622S	TL9E080C16UH11	21.0	CF/CM48D	High	1100	34.8	27.0	16.00	11.00	34.8	22.2	9.75	8.25	3.56	2.72
				Med	925	24.6	21.0	-	15.30	-	-	-	-	-	-
				Low	925	22.4	20.2	-	26.00	18.4	-	-	-	4.20	-
TH16B3622S	TM8E040A12MP11	14.5	CF/CM36A	High	975	33.8	25.0	16.25	10.75	35.2	22.4	9.50	8.10	3.36	2.66
				Med	700	24.0	18.1	-	15.05	-	-	-	-	-	-
				Low	700	21.8	17.2	-	27.95	18.2	-	-	-	4.00	-
TH16B3622S	TM8E040A12MP11	14.5	CF/CM36B	High	1025	33.8	25.4	16.25	10.75	35.2	22.4	9.50	8.05	3.40	2.68
				Med	750	24.2	18.7	-	14.90	-	-	-	-	-	-
				Low	750	22.0	17.9	-	28.55	18.2	-	-	-	4.06	-
TH16B3622S	TM8E040A12MP11	14.5	CF42B	High	1000	34.0	25.2	16.25	10.75	35.0	22.4	9.50	8.05	3.44	2.68
				Med	750	24.6	18.9	-	15.10	-	-	-	-	-	-
				Low	750	22.2	18.0	-	26.85	18.2	-	-	-	4.10	-
TH16B3622S	TM8E060A12MP11	14.5	CF/CM36A	High	975	33.8	25.0	16.00	10.75	35.2	22.4	9.50	8.05	3.36	2.64
				Med	750	24.2	18.7	-	14.65	-	-	-	-	-	-
				Low	750	21.8	17.7	-	27.55	18.3	-	-	-	4.02	-
TH16B3622S	TM8E060A12MP11	14.5	CF/CM36B	High	1025	33.8	25.4	16.00	10.75	35.2	22.4	9.50	8.00	3.40	2.68
				Med	850	24.6	20.0	-	15.15	-	-	-	-	-	-
				Low	850	22.2	19.1	-	25.85	18.4	-	-	-	4.08	-
TH16B3622S	TM8E060A12MP11	14.5	CF42B	High	1200	34.4	27.6	16.25	10.25	35.4	22.8	9.50	8.00	3.46	2.62
				Med	800	24.6	19.5	-	15.30	-	-	-	-	-	-
				Low	800	22.2	18.5	-	26.55	18.3	-	-	-	4.12	-

SYSTEM CAPACITY - With High Efficiency Motor Furnaces¹ (Continued)

UNIT MODEL	FURNACE		COIL MODEL ²	Stage	COOLING					HEATING					
	MODEL	WIDTH			RATED CFM	NET MBH		SEER	EER	NET MBH		HSPF IV	HSPF V	COP	
						TOTAL	SENS.			47°F OD	17°F OD			47°F OD	17°F OD
TH16B3622S	TM8E080B12MP11	17.5	CF/CM36B	High	1025	33.8	25.4	16.00	10.75	35.2	22.4	9.50	8.05	3.40	2.66
				Med	775	24.4	19.1	-	14.95	-	-	-	-	-	-
				Low	775	22.2	18.3	-	26.45	18.3	-	-	-	-	4.06
TH16B3622S	TM8E080B12MP11	17.5	CF/CM36C	High	1050	33.8	25.8	16.00	10.75	35.2	22.4	9.50	8.05	3.42	2.68
				Med	800	24.2	19.4	-	15.00	-	-	-	-	-	-
				Low	800	22.2	18.6	-	26.60	18.3	-	-	-	-	4.08
TH16B3622S	TM8E080B12MP11	17.5	CF/CM42C	High	1050	34.2	26.0	16.25	10.75	35.0	22.4	9.75	8.25	3.48	2.70
				Med	800	24.6	19.5	-	15.35	-	-	-	-	-	-
				Low	800	22.2	18.6	-	26.65	18.2	-	-	-	-	4.14
TH16B3622S	TM8E080B12MP11	17.5	CF/CM48C	High	1050	34.6	26.2	16.25	10.75	34.8	22.2	9.75	8.25	3.52	2.70
				Med	800	24.4	19.4	-	15.30	-	-	-	-	-	-
				Low	800	22.2	18.6	-	26.75	18.2	-	-	-	-	4.16
TH16B3622S	TM8E080B12MP11	17.5	CF42B	High	1025	34.0	25.6	16.00	10.75	35.0	22.4	9.50	8.05	3.46	2.68
				Med	750	24.4	18.7	-	14.95	-	-	-	-	-	-
				Low	750	22.0	17.8	-	26.40	18.2	-	-	-	-	4.08
TH16B3622S	TM8E080C16MP11	21.0	CF/CM36C	High	1100	34.6	26.8	16.25	11.00	35.0	22.2	9.75	8.25	3.50	2.70
				Med	850	24.6	20.0	-	15.45	-	-	-	-	-	-
				Low	850	22.2	19.2	-	26.70	18.3	-	-	-	-	4.14
TH16B3622S	TM8E080C16MP11	21.0	CF/CM42C	High	1100	34.6	26.8	16.50	11.00	35.0	22.2	9.75	8.25	3.54	2.72
				Med	850	24.8	20.2	-	15.60	-	-	-	-	-	-
				Low	850	22.4	19.3	-	26.85	18.3	-	-	-	-	4.18
TH16B3622S	TM8E080C16MP11	21.0	CF/CM42D	High	1125	34.6	27.0	16.50	11.00	35.0	22.2	9.75	8.25	3.56	2.72
				Med	850	24.8	20.2	-	15.60	-	-	-	-	-	-
				Low	850	22.4	19.3	-	26.95	18.3	-	-	-	-	4.18
TH16B3622S	TM8E080C16MP11	21.0	CF/CM48C	High	1100	34.8	27.0	16.50	11.00	34.6	22.2	9.75	8.20	3.58	2.74
				Med	850	24.6	20.0	-	15.55	-	-	-	-	-	-
				Low	850	22.4	19.3	-	26.90	18.2	-	-	-	-	4.22
TH16B3622S	TM8E080C16MP11	21.0	CF/CM48D	High	1100	34.8	27.0	16.50	11.00	34.6	22.2	9.75	8.20	3.58	2.74
				Med	850	24.6	20.0	-	15.55	-	-	-	-	-	-
				Low	850	22.4	19.3	-	26.95	18.2	-	-	-	-	4.22
TH16B3622S	TM8E100B12MP11	17.5	CF/CM36B	High	1075	33.8	26.2	16.25	10.50	35.4	22.4	9.50	8.05	3.42	2.66
				Med	750	24.2	18.7	-	14.90	-	-	-	-	-	-
				Low	750	22.0	17.9	-	28.50	18.2	-	-	-	-	4.06
TH16B3622S	TM8E100B12MP11	17.5	CF/CM36C	High	1100	34.4	26.6	16.25	10.75	35.2	22.4	9.50	8.00	3.46	2.66
				Med	775	24.4	19.1	-	15.10	-	-	-	-	-	-
				Low	775	22.2	18.3	-	26.85	18.3	-	-	-	-	4.10

SYSTEM CAPACITY - With High Efficiency Motor Furnaces¹ (Continued)

UNIT MODEL	FURNACE		COIL MODEL ²	Stage	COOLING					HEATING					
	MODEL	WIDTH			RATED CFM	NET MBH		SEER	EER	NET MBH		HSPF IV	HSPF V	COP	
						TOTAL	SENS.			47°F OD	17°F OD			47°F OD	17°F OD
TH16B3622S	TM8E100B12MP11	17.5	CF/CM42C	High	1100	34.4	26.6	16.25	10.75	35.0	22.4	9.75	8.25	3.50	2.70
				Med	775	24.4	19.1	-	15.25	-	-	-	-	-	-
				Low	775	22.2	18.3	-	27.05	18.2	-	-	-	4.14	-
TH16B3622S	TM8E100B12MP11	17.5	CF/CM48C	High	1100	34.6	26.8	16.50	10.75	34.8	22.4	9.75	8.25	3.54	2.70
				Med	775	24.4	19.1	-	15.30	-	-	-	-	-	-
				Low	775	22.2	18.3	-	27.10	18.1	-	-	-	4.18	-
TH16B3622S	TM8E100B12MP11	17.5	CF42B	High	1050	34.2	26.0	16.25	10.75	35.2	22.4	9.50	8.05	3.46	2.68
				Med	750	24.4	18.7	-	15.05	-	-	-	-	-	-
				Low	750	22.2	18.0	-	26.70	18.2	-	-	-	4.10	-
TH16B3622S	TM8E100C16MP11	21.0	CF/CM36C	High	1125	34.6	27.0	16.25	11.00	35.0	22.2	9.75	8.25	3.50	2.70
				Med	825	24.4	19.7	-	15.35	-	-	-	-	-	-
				Low	825	22.2	18.8	-	26.85	18.3	-	-	-	4.14	-
TH16B3622S	TM8E100C16MP11	21.0	CF/CM42C	High	1125	34.6	27.0	16.50	11.00	35.0	22.2	9.75	8.20	3.56	2.72
				Med	825	24.6	19.8	-	15.50	-	-	-	-	-	-
				Low	825	22.2	18.8	-	26.90	18.2	-	-	-	4.18	-
TH16B3622S	TM8E100C16MP11	21.0	CF/CM42D	High	1125	34.6	27.0	16.50	11.00	35.0	22.2	9.75	8.25	3.56	2.72
				Med	850	24.8	20.2	-	15.65	-	-	-	-	-	-
				Low	850	22.4	19.3	-	27.15	18.3	-	-	-	4.20	-
TH16B3622S	TM8E100C16MP11	21.0	CF/CM48C	High	1125	34.8	27.2	16.50	11.00	34.8	22.2	9.75	8.25	3.60	2.72
				Med	825	24.6	19.8	-	15.55	-	-	-	-	-	-
				Low	825	22.4	19.0	-	27.05	18.2	-	-	-	4.20	-
TH16B3622S	TM8E100C16MP11	21.0	CF/CM48D	High	1125	34.8	27.2	16.50	11.00	34.6	22.2	9.75	8.25	3.60	2.72
				Med	850	24.6	20.0	-	15.60	-	-	-	-	-	-
				Low	850	22.4	19.3	-	27.15	18.2	-	-	-	4.24	-
TH16B3622S	TM8E120C16MP11	21.0	CF/CM36C	High	1125	34.6	27.0	16.50	11.00	35.0	22.2	9.75	8.25	3.50	2.70
				Med	850	24.6	20.0	-	15.50	-	-	-	-	-	-
				Low	850	22.2	19.1	-	26.85	18.3	-	-	-	4.16	-
TH16B3622S	TM8E120C16MP11	21.0	CF/CM42C	High	1125	34.6	27.0	16.50	11.00	35.0	22.2	9.75	8.25	3.56	2.72
				Med	850	24.8	20.2	-	15.65	-	-	-	-	-	-
				Low	850	22.4	19.3	-	27.00	18.3	-	-	-	4.20	-
TH16B3622S	TM8E120C16MP11	21.0	CF/CM42D	High	1125	34.6	27.0	16.50	11.00	35.0	22.2	9.75	8.25	3.56	2.72
				Med	850	24.8	20.2	-	15.65	-	-	-	-	-	-
				Low	850	22.4	19.3	-	27.05	18.3	-	-	-	4.20	-
TH16B3622S	TM8E120C16MP11	21.0	CF/CM48C	High	1125	34.8	27.2	16.50	11.00	34.8	22.2	9.75	8.25	3.60	2.72
				Med	850	24.6	20.0	-	15.55	-	-	-	-	-	-
				Low	850	22.4	19.3	-	27.10	18.2	-	-	-	4.22	-

SYSTEM CAPACITY - With High Efficiency Motor Furnaces¹ (Continued)

UNIT MODEL	FURNACE		COIL MODEL ²	Stage	COOLING					HEATING					
	MODEL	WIDTH			RATED CFM	NET MBH		SEER	EER	NET MBH		HSPF IV	HSPF V	COP	
						TOTAL	SENS.			47°F OD	17°F OD			47°F OD	17°F OD
TH16B3622S	TM8E120C16MP11	21.0	CF/CM48D	High	1125	34.8	27.2	16.50	11.00	34.6	22.2	9.75	8.25	3.60	2.72
				Med	850	24.6	20.0	-	15.55	-	-	-	-	-	-
				Low	850	22.4	19.3	-	27.10	18.2	-	-	-	-	4.22
TH16B3622S	TM8V060A12MP12C	14.5	CF/CM36A	High	975	33.8	25.0	16.00	10.50	35.4	22.4	9.50	8.05	3.34	2.64
				Med	675	23.6	17.6	-	14.95	-	-	-	-	-	-
				Low	675	21.6	16.8	-	27.55	18.2	-	-	-	-	3.98
TH16B3622S	TM8V060A12MP12C	14.5	CF/CM36B	High	975	34.0	25.0	16.25	10.75	35.2	22.2	9.50	7.75	3.34	2.66
				Med	675	23.8	17.8	-	15.00	-	-	9.50	7.75	-	-
				Low	675	21.6	16.8	-	27.95	18.0	-	-	-	-	3.98
TH16B3622S	TM8V060A12MP12C	14.5	CF36BBCA1	High	975	34.0	25.0	16.25	10.75	35.2	22.2	9.50	7.75	3.34	2.66
				Med	675	23.8	17.8	-	15.00	-	-	9.50	7.75	-	-
				Low	675	21.6	16.8	-	27.95	18.0	-	-	-	-	3.98
TH16B3622S	TM8V080B12MP12C	17.5	CF/CM36B	High	1100	34.0	26.4	16.00	10.25	35.6	22.8	9.50	8.10	3.36	2.60
				Med	700	24.0	18.1	-	14.85	-	-	-	-	-	-
				Low	700	21.6	17.0	-	27.25	18.2	-	-	-	-	3.98
TH16B3622S	TM8V080B12MP12C	17.5	CF/CM36C	High	1000	33.6	25.0	16.00	10.50	35.4	22.4	9.50	7.75	3.30	2.64
				Med	675	23.6	17.6	-	14.90	-	-	9.50	7.75	-	-
				Low	675	21.8	16.9	-	27.70	18.0	-	-	-	-	3.96
TH16B3622S	TM8V080B12MP12C	17.5	CF/CM42C	High	1000	33.8	25.2	16.25	10.50	35.2	22.4	9.50	7.65	3.36	2.66
				Med	675	24.2	17.8	-	15.15	-	-	9.50	7.65	-	-
				Low	675	21.8	16.9	-	27.70	17.9	-	-	-	-	4.00
TH16B3622S	TM8V080B12MP12C	17.5	CF42CBCA1	High	1000	33.8	25.2	16.25	10.50	35.2	22.4	9.50	7.65	3.36	2.66
				Med	675	24.2	17.8	-	15.15	-	-	9.50	7.65	-	-
				Low	675	21.8	16.9	-	27.70	17.9	-	-	-	-	4.00
TH16B3622S	TM8V080C16MP12C	21.0	CF/CM36C	High	1050	33.8	25.8	16.50	10.75	35.0	22.2	9.50	7.25	3.44	2.70
				Med	700	24.0	18.1	-	15.30	-	-	9.50	7.25	-	-
				Low	700	21.8	17.2	-	28.55	18.2	-	-	-	-	4.04
TH16B3622S	TM8V080C16MP12C	21.0	CF/CM42C	High	1050	34.4	26.2	16.75	11.00	35.0	22.2	9.75	7.75	3.50	2.72
				Med	725	24.4	18.5	-	15.30	-	-	9.75	7.75	-	-
				Low	725	21.8	17.4	-	29.00	18.1	-	-	-	-	4.12
TH16B3622S	TM8V080C16MP12C	21.0	CF/CM48C	High	1050	34.6	26.2	16.50	11.00	34.6	22.2	9.50	7.30	3.54	2.72
				Med	725	24.4	18.6	-	15.20	-	-	9.50	7.30	-	-
				Low	725	22.0	17.6	-	29.10	17.9	-	-	-	-	4.16
TH16B3622S	TM8V080C16MP12C	21.0	CF/CM48D	High	1050	34.6	26.2	16.25	11.00	34.6	22.2	9.50	7.30	3.56	2.74
				Med	725	24.4	18.5	-	15.20	-	-	9.50	7.30	-	-
				Low	725	22.0	17.6	-	29.15	17.9	-	-	-	-	4.16

SYSTEM CAPACITY - With High Efficiency Motor Furnaces¹ (Continued)

UNIT MODEL	FURNACE		COIL MODEL ²	Stage	COOLING					HEATING					
	MODEL	WIDTH			RATED CFM	NET MBH		SEER	EER	NET MBH		HSPF IV	HSPF V	COP	
						TOTAL	SENS.			47°F OD	17°F OD			47°F OD	17°F OD
TH16B3622S	TM8V080C16MP12C	21.0	CF42CBCA1	High	1050	34.4	26.2	16.75	11.00	35.0	22.2	9.75	7.75	3.50	2.72
				Med	725	24.4	18.5	-	15.30	-	-	9.75	7.75	-	-
				Low	725	21.8	17.4	-	29.00	18.1	-	-	-	4.12	-
TH16B3622S	TM8V080C16MP12C	21.0	CF48CBCA1	High	1050	34.6	26.2	16.50	11.00	34.6	22.2	9.50	7.30	3.54	2.72
				Med	725	24.4	18.6	-	15.20	-	-	9.50	7.30	-	-
				Low	725	22.0	17.6	-	29.10	17.9	-	-	-	4.16	-
TH16B3622S	TM8V080C16MP12C	21.0	CF/CM42D	High	1050	34.4	26.2	16.75	11.00	34.8	22.2	9.75	7.75	3.52	2.72
				Med	725	24.4	18.5	-	15.30	-	-	9.75	7.75	-	-
				Low	725	21.8	17.4	-	29.05	18.1	-	-	-	4.12	-
TH16B3622S	TM8V100C16MP12C	21.0	CF/CM36C	High	1050	33.8	25.8	16.50	10.75	35.0	22.2	9.50	7.25	3.44	2.70
				Med	700	24.0	18.1	-	15.30	-	-	9.50	7.25	-	-
				Low	700	21.8	17.2	-	28.55	18.2	-	-	-	4.04	-
TH16B3622S	TM8V100C16MP12C	21.0	CF/CM42C	High	1050	34.4	26.2	16.75	11.00	35.0	22.2	9.75	7.75	3.50	2.72
				Med	725	24.4	18.5	-	15.30	-	-	9.75	7.75	-	-
				Low	725	21.8	17.4	-	29.00	18.1	-	-	-	4.12	-
TH16B3622S	TM8V100C16MP12C	21.0	CF/CM48C	High	1050	34.6	26.2	16.50	11.00	34.6	22.2	9.50	7.30	3.54	2.72
				Med	725	24.4	18.6	-	15.20	-	-	9.50	7.30	-	-
				Low	725	22.0	17.6	-	29.10	17.9	-	-	-	4.16	-
TH16B3622S	TM8V100C16MP12C	21.0	CF/CM48D	High	1050	34.6	26.2	16.25	11.00	34.6	22.2	9.50	7.30	3.56	2.74
				Med	725	24.4	18.5	-	15.20	-	-	9.50	7.30	-	-
				Low	725	22.0	17.6	-	29.15	17.9	-	-	-	4.16	-
TH16B3622S	TM8V100C16MP12C	21.0	CF42CBCA1	High	1050	34.4	26.2	16.75	11.00	35.0	22.2	9.75	7.75	3.50	2.72
				Med	725	24.4	18.5	-	15.30	-	-	9.75	7.75	-	-
				Low	725	21.8	17.4	-	29.00	18.1	-	-	-	4.12	-
TH16B3622S	TM8V100C16MP12C	21.0	CF48CBCA1	High	1050	34.6	26.2	16.50	11.00	34.6	22.2	9.50	7.30	3.54	2.72
				Med	725	24.4	18.6	-	15.20	-	-	9.50	7.30	-	-
				Low	725	22.0	17.6	-	29.10	17.9	-	-	-	4.16	-
TH16B3622S	TM8V100C16MP12C	21.0	CF/CM42D	High	1050	34.4	26.2	16.75	11.00	34.8	22.2	9.75	7.75	3.52	2.72
				Med	725	24.4	18.5	-	15.30	-	-	9.75	7.75	-	-
				Low	725	21.8	17.4	-	29.05	18.1	-	-	-	4.12	-
TH16B3622S	TM8V100C20MP12C	21.0	CF/CM36C	High	1225	35.0	28.4	16.25	11.00	35.0	22.4	9.50	7.25	3.54	2.70
				Med	850	24.6	20.0	-	15.55	-	-	9.50	7.25	-	-
				Low	850	22.2	19.1	-	27.00	18.3	-	-	-	4.18	-
TH16B3622S	TM8V100C20MP12C	21.0	CF/CM42C	High	1225	35.0	28.4	16.50	11.00	35.0	22.4	9.75	7.65	3.58	2.72
				Med	850	24.8	20.2	-	15.70	-	-	9.75	7.65	-	-
				Low	850	22.4	19.3	-	27.20	18.2	-	-	-	4.22	-

SYSTEM CAPACITY - With High Efficiency Motor Furnaces¹ (Continued)

UNIT MODEL	FURNACE		COIL MODEL ²	Stage	COOLING					HEATING					
	MODEL	WIDTH			RATED CFM	NET MBH		SEER	EER	NET MBH		HSPF IV	HSPF V	COP	
						TOTAL	SENS.			47°F OD	17°F OD			47°F OD	17°F OD
TH16B3622S	TM8V100C20MP12C	21.0	CF/CM48C	High	1150	34.8	27.6	16.50	11.00	34.6	22.2	9.75	7.65	3.60	2.74
				Med	775	24.4	19.2	-	15.35	-	-	9.75	7.65	-	-
				Low	775	22.2	18.3	-	27.45	18.1	-	-	-	4.20	-
TH16B3622S	TM8V100C20MP12C	21.0	CF/CM48D	High	1225	35.0	28.6	16.50	11.00	34.8	22.4	9.75	7.50	3.62	2.74
				Med	850	24.8	20.2	-	15.75	-	-	9.75	7.50	-	-
				Low	850	22.4	19.3	-	27.35	18.2	-	-	-	4.26	-
TH16B3622S	TM8V100C20MP12C	21.0	CF42CBCA1	High	1225	35.0	28.4	16.50	11.00	35.0	22.4	9.75	7.65	3.58	2.72
				Med	850	24.8	20.2	-	15.70	-	-	9.75	7.65	-	-
				Low	850	22.4	19.3	-	27.20	18.2	-	-	-	4.22	-
TH16B3622S	TM8V100C20MP12C	21.0	CF48CBCA1	High	1150	34.8	27.6	16.50	11.00	34.6	22.2	9.75	7.65	3.60	2.74
				Med	775	24.4	19.2	-	15.35	-	-	9.75	7.65	-	-
				Low	775	22.2	18.3	-	27.45	18.1	-	-	-	4.20	-
TH16B3622S	TM8V100C20MP12C	21.0	CF/CM42D	High	1225	35.0	28.4	16.75	11.00	34.8	22.4	9.75	7.65	3.58	2.72
				Med	850	24.8	20.2	-	15.75	-	-	9.75	7.65	-	-
				Low	850	22.4	19.3	-	27.30	18.2	-	-	-	4.22	-
TH16B3622S	TM8V120C20MP12C	21.0	CF/CM36C	High	1225	35.0	28.4	16.25	11.00	35.0	22.4	9.50	7.25	3.54	2.70
				Med	850	24.6	20.0	-	15.55	-	-	9.50	7.25	-	-
				Low	850	22.2	19.1	-	27.00	18.3	-	-	-	4.18	-
TH16B3622S	TM8V120C20MP12C	21.0	CF/CM42C	High	1225	35.0	28.4	16.50	11.00	35.0	22.4	9.75	7.65	3.58	2.72
				Med	850	24.8	20.2	-	15.70	-	-	9.75	7.65	-	-
				Low	850	22.4	19.3	-	27.20	18.2	-	-	-	4.22	-
TH16B3622S	TM8V120C20MP12C	21.0	CF/CM48C	High	1150	34.8	27.6	16.50	11.00	34.6	22.2	9.75	7.65	3.60	2.74
				Med	775	24.4	19.2	-	15.35	-	-	9.75	7.65	-	-
				Low	775	22.2	18.3	-	27.45	18.1	-	-	-	4.20	-
TH16B3622S	TM8V120C20MP12C	21.0	CF/CM48D	High	1225	35.0	28.6	16.50	11.00	34.8	22.4	9.75	7.50	3.62	2.74
				Med	850	24.8	20.2	-	15.75	-	-	9.75	7.50	-	-
				Low	850	22.4	19.3	-	27.35	18.2	-	-	-	4.26	-
TH16B3622S	TM8V120C20MP12C	21.0	CF42CBCA1	High	1225	35.0	28.4	16.50	11.00	35.0	22.4	9.75	7.65	3.58	2.72
				Med	850	24.8	20.2	-	15.70	-	-	9.75	7.65	-	-
				Low	850	22.4	19.3	-	27.20	18.2	-	-	-	4.22	-
TH16B3622S	TM8V120C20MP12C	21.0	CF48CBCA1	High	1150	34.8	27.6	16.50	11.00	34.6	22.2	9.75	7.65	3.60	2.74
				Med	775	24.4	19.2	-	15.35	-	-	9.75	7.65	-	-
				Low	775	22.2	18.3	-	27.45	18.1	-	-	-	4.20	-
TH16B3622S	TM8V120C20MP12C	21.0	CF/CM42D	High	1225	35.0	28.4	16.75	11.00	34.8	22.4	9.75	7.65	3.58	2.72
				Med	850	24.8	20.2	-	15.75	-	-	9.75	7.65	-	-
				Low	850	22.4	19.3	-	27.30	18.2	-	-	-	4.22	-

SYSTEM CAPACITY - With High Efficiency Motor Furnaces¹ (Continued)

UNIT MODEL	FURNACE		COIL MODEL ²	Stage	COOLING					HEATING					
	MODEL	WIDTH			RATED CFM	NET MBH		SEER	EER	NET MBH		HSPF IV	HSPF V	COP	
						TOTAL	SENS.			47°F OD	17°F OD			47°F OD	17°F OD
TH16B3622S	TM8X060A12MP11	14.5	CF/CM36A	High	875	33.0	23.4	15.75	10.50	35.4	22.2	9.50	7.40	3.28	2.64
				Med	775	24.2	19.0	-	14.50	-	-	9.50	7.40	-	-
				Low	775	22.0	18.1	-	25.00	18.4	-	-	-	3.98	-
TH16B3622S	TM8X080B12MP11	17.5	CF/CM36B	High	975	33.8	25.2	16.50	10.75	34.6	22.0	9.50	8.05	3.48	2.72
				Med	675	24.2	17.9	-	15.45	-	-	9.50	8.05	-	-
				Low	675	21.8	16.9	-	28.90	17.9	-	-	-	4.10	-
TH16B3622S	TM8X080B12MP11	17.5	CF36BBCA1	High	975	33.8	25.2	16.50	10.75	34.6	22.0	9.50	8.05	3.48	2.72
				Med	675	24.2	17.9	-	15.45	-	-	9.50	8.05	-	-
				Low	675	21.8	16.9	-	28.90	17.9	-	-	-	4.10	-
TH16B3622S	TM8X080B12MP11	17.5	CF42B	High	975	34.0	25.0	16.50	10.75	34.6	22.2	9.50	8.05	3.44	2.72
				Med	675	24.2	17.8	-	15.55	-	-	9.50	8.05	-	-
				Low	675	21.8	16.9	-	28.95	18.0	-	-	-	4.06	-
TH16B3622S	TM8X080C16MP11	21.0	CF/CM36C	High	950	33.6	24.8	16.50	10.75	35.0	22.0	9.50	7.15	3.40	2.70
				Med	750	24.2	18.7	-	15.10	-	-	9.50	7.15	-	-
				Low	750	22.0	17.9	-	29.25	18.2	-	-	-	4.12	-
TH16B3622S	TM8X080C16MP11	21.0	CF/CM42C	High	950	34.0	24.8	16.50	11.00	34.8	22.0	9.50	7.30	3.46	2.72
				Med	750	24.6	18.9	-	15.30	-	-	9.50	7.30	-	-
				Low	750	22.2	18.0	-	27.45	18.1	-	-	-	4.16	-
TH16B3622S	TM8X080C16MP11	21.0	CF/CM48C	High	950	34.0	24.8	16.50	11.00	34.4	22.0	9.75	7.70	3.48	2.74
				Med	750	24.4	18.8	-	15.30	-	-	9.75	7.70	-	-
				Low	750	22.2	18.0	-	27.55	18.0	-	-	-	4.18	-
TH16B3622S	TM8X080C16MP11	21.0	CF/CM48D	High	975	34.0	25.2	16.50	11.00	34.4	22.0	9.75	7.65	3.52	2.74
				Med	750	24.4	18.8	-	15.30	-	-	9.75	7.65	-	-
				Low	750	22.2	18.0	-	27.55	18.0	-	-	-	4.18	-
TH16B3622S	TM8X080C16MP11	21.0	CF42CBCA1	High	950	34.0	24.8	16.50	11.00	34.8	22.0	9.50	7.30	3.46	2.72
				Med	750	24.6	18.9	-	15.30	-	-	9.50	7.30	-	-
				Low	750	22.2	18.0	-	27.45	18.1	-	-	-	4.16	-
TH16B3622S	TM8X080C16MP11	21.0	CF48CBCA1	High	950	34.0	24.8	16.50	11.00	34.4	22.0	9.75	7.70	3.48	2.74
				Med	750	24.4	18.8	-	15.30	-	-	9.75	7.70	-	-
				Low	750	22.2	18.0	-	27.55	18.0	-	-	-	4.18	-
TH16B3622S	TM8X080C16MP11	21.0	CF/CM42D	High	975	34.2	25.4	16.50	11.00	34.6	22.0	9.75	7.65	3.46	2.74
				Med	750	24.6	18.9	-	15.30	-	-	9.75	7.65	-	-
				Low	750	22.2	18.0	-	27.50	18.1	-	-	-	4.16	-
TH16B3622S	TM8X100C16MP11	21.0	CF/CM36C	High	950	33.6	24.8	16.50	10.75	35.0	22.0	9.50	7.15	3.40	2.70
				Med	750	24.2	18.7	-	15.10	-	-	9.50	7.15	-	-
				Low	750	22.0	17.9	-	29.25	18.2	-	-	-	4.12	-

SYSTEM CAPACITY - With High Efficiency Motor Furnaces¹ (Continued)

UNIT MODEL	FURNACE		COIL MODEL ²	Stage	COOLING					HEATING					
	MODEL	WIDTH			RATED CFM	NET MBH		SEER	EER	NET MBH		HSPF IV	HSPF V	COP	
						TOTAL	SENS.			47°F OD	17°F OD			47°F OD	17°F OD
TH16B3622S	TM8X100C16MP11	21.0	CF/CM42C	High	950	34.0	24.8	16.50	11.00	34.8	22.0	9.50	7.30	3.46	2.72
				Med	750	24.6	18.9	-	15.30	-	-	9.50	7.30	-	-
				Low	750	22.2	18.0	-	27.45	18.1	-	-	-	4.16	-
TH16B3622S	TM8X100C16MP11	21.0	CF/CM48C	High	950	34.0	24.8	16.50	11.00	34.4	22.0	9.75	7.70	3.48	2.74
				Med	750	24.4	18.8	-	15.30	-	-	9.75	7.70	-	-
				Low	750	22.2	18.0	-	27.55	18.0	-	-	-	4.18	-
TH16B3622S	TM8X100C16MP11	21.0	CF/CM48D	High	975	34.0	25.2	16.50	11.00	34.4	22.0	9.75	7.65	3.52	2.74
				Med	750	24.4	18.8	-	15.30	-	-	9.75	7.65	-	-
				Low	750	22.2	18.0	-	27.55	18.0	-	-	-	4.18	-
TH16B3622S	TM8X100C16MP11	21.0	CF42CBCA1	High	950	34.0	24.8	16.50	11.00	34.8	22.0	9.50	7.30	3.46	2.72
				Med	750	24.6	18.9	-	15.30	-	-	9.50	7.30	-	-
				Low	750	22.2	18.0	-	27.45	18.1	-	-	-	4.16	-
TH16B3622S	TM8X100C16MP11	21.0	CF48CBCA1	High	950	34.0	24.8	16.50	11.00	34.4	22.0	9.75	7.70	3.48	2.74
				Med	750	24.4	18.8	-	15.30	-	-	9.75	7.70	-	-
				Low	750	22.2	18.0	-	27.55	18.0	-	-	-	4.18	-
TH16B3622S	TM8X100C16MP11	21.0	CF/CM42D	High	975	34.2	25.4	16.50	11.00	34.6	22.0	9.75	7.65	3.46	2.74
				Med	750	24.6	18.9	-	15.30	-	-	9.75	7.65	-	-
				Low	750	22.2	18.0	-	27.50	18.1	-	-	-	4.16	-
TH16B3622S	TM8X100C20MP11	21.0	CF/CM36C	High	1125	34.6	27.0	16.50	10.75	35.2	22.4	9.50	8.10	3.46	2.66
				Med	675	23.8	17.8	-	15.30	-	-	9.50	8.10	-	-
				Low	675	21.8	17.0	-	28.80	18.1	-	-	-	4.04	-
TH16B3622S	TM8X100C20MP11	21.0	CF/CM42C	High	1400	33.8	27.6	16.50	10.00	35.8	23.2	9.50	8.05	3.32	2.56
				Med	700	24.0	18.0	-	15.40	-	-	9.50	8.05	-	-
				Low	700	21.8	17.2	-	29.05	18.1	-	-	-	4.08	-
TH16B3622S	TM8X100C20MP11	21.0	CF/CM48D	High	975	33.8	25.0	16.25	10.75	34.8	22.2	9.50	8.10	3.40	2.68
				Med	700	24.2	18.0	-	15.15	-	-	9.50	8.10	-	-
				Low	700	21.8	17.2	-	27.75	18.1	-	-	-	4.04	-
TH16B3622S	TM8X100C20MP11	21.0	CF42CBCA1	High	1400	33.8	27.6	16.50	10.00	35.8	23.2	9.50	8.05	3.32	2.56
				Med	700	24.0	18.0	-	15.40	-	-	9.50	8.05	-	-
				Low	700	21.8	17.2	-	29.05	18.1	-	-	-	4.08	-
TH16B3622S	TM8X120C20MP11	21.0	CF/CM36C	High	1125	34.6	27.0	16.50	10.75	35.2	22.4	9.50	8.10	3.46	2.66
				Med	675	23.8	17.8	-	15.30	-	-	9.50	8.10	-	-
				Low	675	21.8	17.0	-	28.80	18.1	-	-	-	4.04	-
TH16B3622S	TM8X120C20MP11	21.0	CF/CM42C	High	1400	33.8	27.6	16.50	10.00	35.8	23.2	9.50	8.05	3.32	2.56
				Med	700	24.0	18.0	-	15.40	-	-	9.50	8.05	-	-
				Low	700	21.8	17.2	-	29.05	18.1	-	-	-	4.08	-

SYSTEM CAPACITY - With High Efficiency Motor Furnaces¹ (Continued)

UNIT MODEL	FURNACE		COIL MODEL ²	Stage	COOLING					HEATING					
	MODEL	WIDTH			RATED CFM	NET MBH		SEER	EER	NET MBH		HSPF IV	HSPF V	COP	
						TOTAL	SENS.			47°F OD	17°F OD			47°F OD	17°F OD
TH16B3622S	TM8X120C20MP11	21.0	CF/CM48D	High	975	33.8	25.0	16.25	10.75	34.8	22.2	9.50	8.10	3.40	2.68
				Med	700	24.2	18.0	-	15.15	-	-	9.50	8.10	-	-
				Low	700	21.8	17.2	-	27.75	18.1	-	-	-	-	4.04
TH16B3622S	TM8X120C20MP11	21.0	CF42CBCA1	High	1400	33.8	27.6	16.50	10.00	35.8	23.2	9.50	8.05	3.32	2.56
				Med	700	24.0	18.0	-	15.40	-	-	9.50	8.05	-	-
				Low	700	21.8	17.2	-	29.05	18.1	-	-	-	-	4.08
TH16B3622S	TM8Y060A12MP11	14.5	CF/CM36A	High	875	33.0	23.4	15.75	10.50	35.4	22.2	9.50	7.40	3.28	2.64
				Med	775	24.2	19.0	-	14.50	-	-	9.50	7.40	-	-
				Low	775	22.0	18.1	-	25.00	18.4	-	-	-	-	3.98
TH16B3622S	TM8Y080B12MP11	17.5	CF/CM36B	High	975	33.8	25.2	16.50	10.75	34.6	22.0	9.50	8.05	3.48	2.72
				Med	675	24.2	17.9	-	15.45	-	-	9.50	8.05	-	-
				Low	675	21.8	16.9	-	28.90	17.9	-	-	-	-	4.10
TH16B3622S	TM8Y080B12MP11	17.5	CF36BBCA1	High	975	33.8	25.2	16.50	10.75	34.6	22.0	9.50	8.05	3.48	2.72
				Med	675	24.2	17.9	-	15.45	-	-	9.50	8.05	-	-
				Low	675	21.8	16.9	-	28.90	17.9	-	-	-	-	4.10
TH16B3622S	TM8Y080B12MP11	17.5	CF42B	High	975	34.0	25.0	16.50	10.75	34.6	22.2	9.50	8.05	3.44	2.72
				Med	675	24.2	17.8	-	15.55	-	-	9.50	8.05	-	-
				Low	675	21.8	16.9	-	28.95	18.0	-	-	-	-	4.06
TH16B3622S	TM8Y080C16MP11	21.0	CF/CM36C	High	950	33.6	24.8	16.50	10.75	35.0	22.0	9.50	7.15	3.40	2.70
				Med	750	24.2	18.7	-	15.10	-	-	9.50	7.15	-	-
				Low	750	22.0	17.9	-	29.25	18.2	-	-	-	-	4.12
TH16B3622S	TM8Y080C16MP11	21.0	CF/CM42C	High	950	34.0	24.8	16.50	11.00	34.8	22.0	9.50	7.30	3.46	2.72
				Med	750	24.6	18.9	-	15.30	-	-	9.50	7.30	-	-
				Low	750	22.2	18.0	-	27.45	18.1	-	-	-	-	4.16
TH16B3622S	TM8Y080C16MP11	21.0	CF/CM48C	High	950	34.0	24.8	16.50	11.00	34.4	22.0	9.75	7.70	3.48	2.74
				Med	750	24.4	18.8	-	15.30	-	-	9.75	7.70	-	-
				Low	750	22.2	18.0	-	27.55	18.0	-	-	-	-	4.18
TH16B3622S	TM8Y080C16MP11	21.0	CF/CM48D	High	975	34.0	25.2	16.50	11.00	34.4	22.0	9.75	7.65	3.52	2.74
				Med	750	24.4	18.8	-	15.30	-	-	9.75	7.65	-	-
				Low	750	22.2	18.0	-	27.55	18.0	-	-	-	-	4.18
TH16B3622S	TM8Y080C16MP11	21.0	CF42CBCA1	High	950	34.0	24.8	16.50	11.00	34.8	22.0	9.50	7.30	3.46	2.72
				Med	750	24.6	18.9	-	15.30	-	-	9.50	7.30	-	-
				Low	750	22.2	18.0	-	27.45	18.1	-	-	-	-	4.16
TH16B3622S	TM8Y080C16MP11	21.0	CF48CBCA1	High	950	34.0	24.8	16.50	11.00	34.4	22.0	9.75	7.70	3.48	2.74
				Med	750	24.4	18.8	-	15.30	-	-	9.75	7.70	-	-
				Low	750	22.2	18.0	-	27.55	18.0	-	-	-	-	4.18

SYSTEM CAPACITY - With High Efficiency Motor Furnaces¹ (Continued)

UNIT MODEL	FURNACE		COIL MODEL ²	Stage	COOLING					HEATING					
	MODEL	WIDTH			RATED CFM	NET MBH		SEER	EER	NET MBH		HSPF IV	HSPF V	COP	
						TOTAL	SENS.			47°F OD	17°F OD			47°F OD	17°F OD
TH16B3622S	TM8Y080C16MP11	21.0	CF/CM42D	High	975	34.2	25.4	16.50	11.00	34.6	22.0	9.75	7.65	3.46	2.74
				Med	750	24.6	18.9	-	15.30	-	-	9.75	7.65	-	-
				Low	750	22.2	18.0	-	27.50	18.1	-	-	-	4.16	-
TH16B3622S	TM8Y100C16MP11	21.0	CF/CM36C	High	950	33.6	24.8	16.50	10.75	35.0	22.0	9.50	7.15	3.40	2.70
				Med	750	24.2	18.7	-	15.10	-	-	9.50	7.15	-	-
				Low	750	22.0	17.9	-	29.25	18.2	-	-	-	4.12	-
TH16B3622S	TM8Y100C16MP11	21.0	CF/CM42C	High	950	34.0	24.8	16.50	11.00	34.8	22.0	9.50	7.30	3.46	2.72
				Med	750	24.6	18.9	-	15.30	-	-	9.50	7.30	-	-
				Low	750	22.2	18.0	-	27.45	18.1	-	-	-	4.16	-
TH16B3622S	TM8Y100C16MP11	21.0	CF/CM48C	High	950	34.0	24.8	16.50	11.00	34.4	22.0	9.75	7.70	3.48	2.74
				Med	750	24.4	18.8	-	15.30	-	-	9.75	7.70	-	-
				Low	750	22.2	18.0	-	27.55	18.0	-	-	-	4.18	-
TH16B3622S	TM8Y100C16MP11	21.0	CF/CM48D	High	975	34.0	25.2	16.50	11.00	34.4	22.0	9.75	7.65	3.52	2.74
				Med	750	24.4	18.8	-	15.30	-	-	9.75	7.65	-	-
				Low	750	22.2	18.0	-	27.55	18.0	-	-	-	4.18	-
TH16B3622S	TM8Y100C16MP11	21.0	CF42CBCA1	High	950	34.0	24.8	16.50	11.00	34.8	22.0	9.50	7.30	3.46	2.72
				Med	750	24.6	18.9	-	15.30	-	-	9.50	7.30	-	-
				Low	750	22.2	18.0	-	27.45	18.1	-	-	-	4.16	-
TH16B3622S	TM8Y100C16MP11	21.0	CF48CBCA1	High	950	34.0	24.8	16.50	11.00	34.4	22.0	9.75	7.70	3.48	2.74
				Med	750	24.4	18.8	-	15.30	-	-	9.75	7.70	-	-
				Low	750	22.2	18.0	-	27.55	18.0	-	-	-	4.18	-
TH16B3622S	TM8Y100C16MP11	21.0	CF/CM42D	High	975	34.2	25.4	16.50	11.00	34.6	22.0	9.75	7.65	3.46	2.74
				Med	750	24.6	18.9	-	15.30	-	-	9.75	7.65	-	-
				Low	750	22.2	18.0	-	27.50	18.1	-	-	-	4.16	-
TH16B3622S	TM8Y100C20MP11	21.0	CF/CM36C	High	1125	34.6	27.0	16.50	10.75	35.2	22.4	9.50	8.10	3.46	2.66
				Med	675	23.8	17.8	-	15.30	-	-	9.50	8.10	-	-
				Low	675	21.8	17.0	-	28.80	18.1	-	-	-	4.04	-
TH16B3622S	TM8Y100C20MP11	21.0	CF/CM42C	High	1400	33.8	27.6	16.50	10.00	35.8	23.2	9.50	8.05	3.32	2.56
				Med	700	24.0	18.0	-	15.40	-	-	9.50	8.05	-	-
				Low	700	21.8	17.2	-	29.05	18.1	-	-	-	4.08	-
TH16B3622S	TM8Y100C20MP11	21.0	CF/CM48D	High	975	33.8	25.0	16.25	10.75	34.8	22.2	9.50	8.10	3.40	2.68
				Med	700	24.2	18.0	-	15.15	-	-	9.50	8.10	-	-
				Low	700	21.8	17.2	-	27.75	18.1	-	-	-	4.04	-
TH16B3622S	TM8Y100C20MP11	21.0	CF42CBCA1	High	1400	33.8	27.6	16.50	10.00	35.8	23.2	9.50	8.05	3.32	2.56
				Med	700	24.0	18.0	-	15.40	-	-	9.50	8.05	-	-
				Low	700	21.8	17.2	-	29.05	18.1	-	-	-	4.08	-

SYSTEM CAPACITY - With High Efficiency Motor Furnaces¹ (Continued)

UNIT MODEL	FURNACE		COIL MODEL ²	Stage	COOLING					HEATING					
	MODEL	WIDTH			RATED CFM	NET MBH		SEER	EER	NET MBH		HSPF IV	HSPF V	COP	
						TOTAL	SENS.			47°F OD	17°F OD			47°F OD	17°F OD
TH16B3622S	TM8Y120C20MP11	21.0	CF/CM36C	High	1125	34.6	27.0	16.50	10.75	35.2	22.4	9.50	8.10	3.46	2.66
				Med	675	23.8	17.8	-	15.30	-	-	9.50	8.10	-	-
				Low	675	21.8	17.0	-	28.80	18.1	-	-	-	4.04	-
TH16B3622S	TM8Y120C20MP11	21.0	CF/CM42C	High	1400	33.8	27.6	16.50	10.00	35.8	23.2	9.50	8.05	3.32	2.56
				Med	700	24.0	18.0	-	15.40	-	-	9.50	8.05	-	-
				Low	700	21.8	17.2	-	29.05	18.1	-	-	-	4.08	-
TH16B3622S	TM8Y120C20MP11	21.0	CF/CM48D	High	975	33.8	25.0	16.25	10.75	34.8	22.2	9.50	8.10	3.40	2.68
				Med	700	24.2	18.0	-	15.15	-	-	9.50	8.10	-	-
				Low	700	21.8	17.2	-	27.75	18.1	-	-	-	4.04	-
TH16B3622S	TM8Y120C20MP11	21.0	CF42CBCA1	High	1400	33.8	27.6	16.50	10.00	35.8	23.2	9.50	8.05	3.32	2.56
				Med	700	24.0	18.0	-	15.40	-	-	9.50	8.05	-	-
				Low	700	21.8	17.2	-	29.05	18.1	-	-	-	4.08	-
TH16B3622S	TM9E060A10MP12	14.5	CF/CM36A	High	975	33.6	24.8	15.75	10.25	35.6	22.6	9.50	8.10	3.30	2.60
				Med	700	23.8	17.9	-	14.70	-	-	-	-	-	-
				Low	700	21.6	17.0	-	26.70	18.3	-	-	-	3.94	-
TH16B3622S	TM9E060A10MP12	14.5	CF/CM36B	High	1125	34.0	26.4	15.75	10.25	35.8	23.0	9.50	8.05	3.36	2.58
				Med	750	24.2	18.7	-	14.65	-	-	-	-	-	-
				Low	750	21.8	17.7	-	27.55	18.3	-	-	-	4.02	-
TH16B3622S	TM9E060A10MP12	14.5	CF42B	High	1025	33.8	25.4	16.00	10.25	35.4	22.6	9.50	8.05	3.40	2.64
				Med	725	24.4	18.5	-	14.85	-	-	-	-	-	-
				Low	725	21.8	17.5	-	27.40	18.2	-	-	-	4.02	-
TH16B3622S	TM9E060B12MP11	17.5	CF/CM36B	High	1300	34.8	29.0	16.50	10.50	35.2	22.6	9.50	8.00	3.56	2.68
				Med	775	24.4	19.1	-	15.45	-	-	9.50	8.00	-	-
				Low	775	22.2	18.3	-	27.70	18.1	-	-	-	4.18	-
TH16B3622S	TM9E060B12MP11	17.5	CF36BBCA1	High	1300	34.8	29.0	16.50	10.50	35.2	22.6	9.50	8.00	3.56	2.68
				Med	775	24.4	19.1	-	15.45	-	-	9.50	8.00	-	-
				Low	775	22.2	18.3	-	27.70	18.1	-	-	-	4.18	-
TH16B3622S	TM9E060B12MP11	17.5	CF42B	High	1300	35.2	29.4	16.50	10.50	35.0	22.6	9.50	8.00	3.60	2.68
				Med	775	24.6	19.3	-	15.50	-	-	9.50	8.00	-	-
				Low	775	22.2	18.3	-	27.75	18.0	-	-	-	4.20	-
TH16B3622S	TM9E060B12MP12	17.5	CF/CM36B	High	925	33.2	24.4	15.75	10.50	35.2	22.4	9.50	8.05	3.30	2.64
				Med	750	24.0	18.6	-	14.50	-	-	-	-	-	-
				Low	750	21.8	17.7	-	27.10	18.4	-	-	-	3.98	-
TH16B3622S	TM9E060B12MP12	17.5	CF/CM36C	High	1100	34.2	26.6	15.75	10.50	35.4	22.6	9.50	8.05	3.40	2.62
				Med	775	24.2	19.0	-	14.75	-	-	-	-	-	-
				Low	775	22.0	18.1	-	25.75	18.4	-	-	-	4.02	-

SYSTEM CAPACITY - With High Efficiency Motor Furnaces¹ (Continued)

UNIT MODEL	FURNACE		COIL MODEL ²	Stage	COOLING					HEATING					
	MODEL	WIDTH			RATED CFM	NET MBH		SEER	EER	NET MBH		HSPF IV	HSPF V	COP	
						TOTAL	SENS.			47°F OD	17°F OD			47°F OD	17°F OD
TH16B3622S	TM9E060B12MP12	17.5	CF/CM42C	High	1100	34.2	26.6	15.75	10.50	35.4	22.6	9.50	8.00	3.46	2.66
				Med	775	24.4	19.1	-	14.90	-	-	-	-	-	-
				Low	775	22.2	18.3	-	25.85	18.3	-	-	-	-	4.06
TH16B3622S	TM9E060B12MP12	17.5	CF/CM48C	High	1100	34.4	26.6	15.75	10.50	35.0	22.6	9.50	8.00	3.48	2.66
				Med	775	24.4	19.1	-	14.90	-	-	-	-	-	-
				Low	775	22.2	18.3	-	25.90	18.2	-	-	-	-	4.10
TH16B3622S	TM9E060B12MP12	17.5	CF42B	High	925	33.6	24.2	15.75	10.50	35.0	22.2	9.50	8.05	3.38	2.66
				Med	750	24.4	18.8	-	14.70	-	-	-	-	-	-
				Low	750	22.0	17.8	-	25.50	18.3	-	-	-	-	4.02
TH16B3622S	TM9E080B12MP11	17.5	CF/CM36B	High	875	33.2	23.6	16.00	10.75	35.2	22.2	9.50	7.30	3.30	2.68
				Med	725	24.0	18.3	-	14.90	-	-	9.50	7.30	-	-
				Low	725	22.0	17.6	-	28.10	18.2	-	-	-	-	4.02
TH16B3622S	TM9E080B12MP11	17.5	CF36BBCA1	High	875	33.2	23.6	16.00	10.75	35.2	22.2	9.50	7.30	3.30	2.68
				Med	725	24.0	18.3	-	14.90	-	-	9.50	7.30	-	-
				Low	725	22.0	17.6	-	28.10	18.2	-	-	-	-	4.02
TH16B3622S	TM9E080B12MP11	17.5	CF42B	High	875	33.4	23.6	16.25	10.75	34.8	22.0	9.50	7.15	3.36	2.70
				Med	700	24.2	18.0	-	15.15	-	-	9.50	7.15	-	-
				Low	700	21.8	17.2	-	27.75	18.1	-	-	-	-	4.04
TH16B3622S	TM9E080B12MP12	17.5	CF/CM36B	High	1050	33.6	25.8	16.00	10.50	35.2	22.4	9.50	8.05	3.40	2.66
				Med	825	24.4	19.7	-	15.00	-	-	-	-	-	-
				Low	825	22.2	18.8	-	25.85	18.4	-	-	-	-	4.06
TH16B3622S	TM9E080B12MP12	17.5	CF/CM36C	High	1075	33.8	26.2	16.00	10.50	35.4	22.4	9.50	8.00	3.42	2.66
				Med	825	24.4	19.7	-	15.05	-	-	-	-	-	-
				Low	825	22.2	18.8	-	25.95	18.4	-	-	-	-	4.06
TH16B3622S	TM9E080B12MP12	17.5	CF/CM42C	High	1075	34.4	26.4	16.00	10.75	35.0	22.4	9.75	8.25	3.48	2.68
				Med	825	24.6	19.8	-	15.20	-	-	-	-	-	-
				Low	825	22.2	18.8	-	26.00	18.3	-	-	-	-	4.12
TH16B3622S	TM9E080B12MP12	17.5	CF/CM48C	High	1075	34.4	26.4	16.00	10.75	34.8	22.4	9.75	8.20	3.52	2.70
				Med	850	24.6	20.0	-	15.30	-	-	-	-	-	-
				Low	850	22.4	19.3	-	26.20	18.3	-	-	-	-	4.16
TH16B3622S	TM9E080B12MP12	17.5	CF42B	High	1025	34.0	25.6	16.00	10.50	35.2	22.4	9.50	8.00	3.44	2.66
				Med	800	24.4	19.3	-	15.05	-	-	-	-	-	-
				Low	800	22.0	18.4	-	25.70	18.3	-	-	-	-	4.08
TH16B3622S	TM9E080C16MP11	21.0	CF/CM36C	High	1100	34.0	26.4	16.00	10.25	35.4	22.8	9.50	8.10	3.42	2.62
				Med	700	24.2	18.0	-	15.05	-	-	9.50	8.10	-	-
				Low	700	21.6	17.0	-	27.50	18.2	-	-	-	-	4.02

SYSTEM CAPACITY - With High Efficiency Motor Furnaces¹ (Continued)

UNIT MODEL	FURNACE		COIL MODEL ²	Stage	COOLING					HEATING					
	MODEL	WIDTH			RATED CFM	NET MBH		SEER	EER	NET MBH		HSPF IV	HSPF V	COP	
						TOTAL	SENS.			47°F OD	17°F OD			47°F OD	17°F OD
TH16B3622S	TM9E080C16MP11	21.0	CF/CM42C	High	1425	35.4	31.0	16.50	10.25	35.0	22.8	9.50	8.00	3.62	2.68
				Med	825	24.8	20.0	-	15.85	-	-	9.50	8.00	-	-
				Low	825	22.4	19.0	-	28.00	18.1	-	-	-	4.28	-
TH16B3622S	TM9E080C16MP11	21.0	CF/CM48C	High	1400	35.2	30.4	16.50	10.25	35.4	22.6	9.50	7.95	3.46	2.62
				Med	825	24.8	19.9	-	15.85	-	-	9.50	7.95	-	-
				Low	825	22.4	19.0	-	27.85	18.1	-	-	-	4.24	-
TH16B3622S	TM9E080C16MP11	21.0	CF/CM48D	High	1400	34.2	28.0	16.50	10.25	35.6	22.8	9.50	8.00	3.40	2.60
				Med	825	24.6	19.9	-	15.65	-	-	9.50	8.00	-	-
				Low	825	22.4	19.0	-	27.85	18.2	-	-	-	4.20	-
TH16B3622S	TM9E080C16MP11	21.0	CF42CBCA1	High	1425	35.4	31.0	16.50	10.25	35.0	22.8	9.50	8.00	3.62	2.68
				Med	825	24.8	20.0	-	15.85	-	-	9.50	8.00	-	-
				Low	825	22.4	19.0	-	28.00	18.1	-	-	-	4.28	-
TH16B3622S	TM9E080C16MP11	21.0	CF48CBCA1	High	1400	35.2	30.4	16.50	10.25	35.4	22.6	9.50	7.95	3.46	2.62
				Med	825	24.8	19.9	-	15.85	-	-	9.50	7.95	-	-
				Low	825	22.4	19.0	-	27.85	18.1	-	-	-	4.24	-
TH16B3622S	TM9E080C16MP11	21.0	CF/CM42D	High	1425	34.4	28.4	16.50	10.25	35.4	22.8	9.50	8.00	3.46	2.64
				Med	825	24.6	19.8	-	15.80	-	-	9.50	8.00	-	-
				Low	825	22.4	19.0	-	28.00	18.1	-	-	-	4.24	-
TH16B3622S	TM9E080C16MP12	21.0	CF/CM36C	High	1075	33.8	26.2	16.25	10.75	35.2	22.4	9.50	8.00	3.44	2.68
				Med	800	24.2	19.4	-	15.05	-	-	-	-	-	-
				Low	800	22.2	18.6	-	26.85	18.3	-	-	-	4.10	-
TH16B3622S	TM9E080C16MP12	21.0	CF/CM42C	High	1075	34.4	26.4	16.50	10.75	35.0	22.4	9.75	8.25	3.50	2.70
				Med	800	24.6	19.5	-	15.40	-	-	-	-	-	-
				Low	800	22.2	18.6	-	26.90	18.2	-	-	-	4.16	-
TH16B3622S	TM9E080C16MP12	21.0	CF/CM42D	High	1100	34.4	26.6	16.50	11.00	35.0	22.4	9.75	8.25	3.52	2.72
				Med	800	24.6	19.5	-	15.40	-	-	-	-	-	-
				Low	800	22.2	18.5	-	27.00	18.2	-	-	-	4.16	-
TH16B3622S	TM9E080C16MP12	21.0	CF/CM48C	High	1100	34.8	27.0	16.50	11.00	34.8	22.2	9.75	8.25	3.56	2.72
				Med	800	24.4	19.4	-	15.35	-	-	-	-	-	-
				Low	800	22.2	18.6	-	27.00	18.1	-	-	-	4.18	-
TH16B3622S	TM9E080C16MP12	21.0	CF/CM48D	High	1100	34.8	27.0	16.50	11.00	34.8	22.2	9.75	8.25	3.56	2.72
				Med	800	24.4	19.4	-	15.35	-	-	-	-	-	-
				Low	800	22.2	18.6	-	27.00	18.1	-	-	-	4.18	-
TH16B3622S	TM9E100C16MP11	21.0	CF/CM36C	High	975	34.0	25.0	16.50	11.00	35.0	22.2	9.50	7.25	3.42	2.70
				Med	700	24.0	18.0	-	15.25	-	-	9.50	7.25	-	-
				Low	700	21.8	17.2	-	28.60	18.1	-	-	-	4.04	-

SYSTEM CAPACITY - With High Efficiency Motor Furnaces¹ (Continued)

UNIT MODEL	FURNACE		COIL MODEL ²	Stage	COOLING					HEATING					
	MODEL	WIDTH			RATED CFM	NET MBH		SEER	EER	NET MBH		HSPF IV	HSPF V	COP	
						TOTAL	SENS.			47°F OD	17°F OD			47°F OD	17°F OD
TH16B3622S	TM9E100C16MP11	21.0	CF/CM42C	High	975	34.0	25.0	16.50	11.00	34.6	22.2	9.50	7.15	3.44	2.72
				Med	700	24.4	18.2	-	15.40	-	-	9.50	7.15	-	-
				Low	700	21.8	17.2	-	28.70	18.1	-	-	-	4.08	-
TH16B3622S	TM9E100C16MP11	21.0	CF/CM48C	High	1000	34.2	25.6	16.50	11.00	34.6	22.0	9.50	7.30	3.52	2.74
				Med	700	24.2	18.1	-	15.25	-	-	9.50	7.30	-	-
				Low	700	21.8	17.2	-	28.90	18.0	-	-	-	4.12	-
TH16B3622S	TM9E100C16MP11	21.0	CF/CM48D	High	1000	34.2	25.6	16.50	11.00	34.6	22.0	9.50	7.30	3.52	2.74
				Med	700	24.2	18.1	-	15.25	-	-	9.50	7.30	-	-
				Low	700	21.8	17.2	-	28.90	18.0	-	-	-	4.12	-
TH16B3622S	TM9E100C16MP11	21.0	CF42CBCA1	High	975	34.0	25.0	16.50	11.00	34.6	22.2	9.50	7.15	3.44	2.72
				Med	700	24.4	18.2	-	15.40	-	-	9.50	7.15	-	-
				Low	700	21.8	17.2	-	28.70	18.1	-	-	-	4.08	-
TH16B3622S	TM9E100C16MP11	21.0	CF48CBCA1	High	1000	34.2	25.6	16.50	11.00	34.6	22.0	9.50	7.30	3.52	2.74
				Med	700	24.2	18.1	-	15.25	-	-	9.50	7.30	-	-
				Low	700	21.8	17.2	-	28.90	18.0	-	-	-	4.12	-
TH16B3622S	TM9E100C16MP11	21.0	CF/CM42D	High	1000	34.2	25.6	16.50	11.00	34.8	22.2	9.50	7.15	3.48	2.72
				Med	700	24.4	18.2	-	15.40	-	-	9.50	7.15	-	-
				Low	700	21.8	17.2	-	28.70	18.1	-	-	-	4.08	-
TH16B3622S	TM9E100C16MP12	21.0	CF/CM36C	High	1275	34.8	28.8	16.25	10.75	35.4	22.6	9.50	8.00	3.36	2.62
				Med	850	24.6	20.0	-	15.45	-	-	-	-	-	-
				Low	850	22.2	19.2	-	26.70	18.3	-	-	-	4.14	-
TH16B3622S	TM9E100C16MP12	21.0	CF/CM42C	High	1075	34.4	26.4	16.25	11.00	35.0	22.2	9.75	8.25	3.52	2.72
				Med	825	24.6	19.8	-	15.45	-	-	-	-	-	-
				Low	825	22.2	18.8	-	26.65	18.3	-	-	-	4.16	-
TH16B3622S	TM9E100C16MP12	21.0	CF/CM42D	High	1300	35.0	29.2	16.50	10.75	35.2	22.6	9.75	8.25	3.56	2.68
				Med	850	24.8	20.2	-	15.60	-	-	-	-	-	-
				Low	850	22.4	19.3	-	26.85	18.3	-	-	-	4.18	-
TH16B3622S	TM9E100C16MP12	21.0	CF/CM48C	High	1075	34.6	26.8	16.25	11.00	34.8	22.2	9.75	8.25	3.56	2.72
				Med	825	24.6	19.8	-	15.45	-	-	-	-	-	-
				Low	825	22.4	19.0	-	26.80	18.2	-	-	-	4.18	-
TH16B3622S	TM9E100C16MP12	21.0	CF/CM48D	High	1300	35.2	29.4	16.50	10.75	35.0	22.6	9.75	8.25	3.60	2.68
				Med	875	24.8	20.6	-	15.65	-	-	-	-	-	-
				Low	875	22.4	19.6	-	27.00	18.3	-	-	-	4.24	-
TH16B3622S	TM9E100C20MP11	21.0	CF/CM36C	High	1175	34.8	27.8	14.00	10.75	35.2	22.4	9.00	6.85	3.50	2.68
				Med	450	21.8	14.2	-	13.35	-	-	9.00	6.85	-	-
				Low	450	20.2	13.5	-	22.55	18.2	-	-	-	3.48	-

SYSTEM CAPACITY - With High Efficiency Motor Furnaces¹ (Continued)

UNIT MODEL	FURNACE		COIL MODEL ²	Stage	COOLING					HEATING					
	MODEL	WIDTH			RATED CFM	NET MBH		SEER	EER	NET MBH		HSPF IV	HSPF V	COP	
						TOTAL	SENS.			47°F OD	17°F OD			47°F OD	17°F OD
TH16B3622S	TM9E100C20MP11	21.0	CF/CM42C	High	1175	34.6	27.6	14.50	10.75	35.0	22.4	9.25	7.50	3.54	2.70
				Med	450	22.0	14.2	-	13.50	-	-	9.25	7.50	-	-
				Low	450	20.2	13.4	-	22.55	18.1	-	-	-	3.52	-
TH16B3622S	TM9E100C20MP11	21.0	CF/CM48C	High	1175	34.6	27.8	14.50	10.75	34.8	22.4	9.25	7.40	3.58	2.72
				Med	450	22.2	14.4	-	13.50	-	-	9.25	7.40	-	-
				Low	450	20.4	13.6	-	22.70	17.9	-	-	-	3.54	-
TH16B3622S	TM9E100C20MP11	21.0	CF/CM48D	High	1200	34.8	28.0	14.25	11.00	34.8	22.4	9.25	7.35	3.58	2.72
				Med	450	21.8	14.2	-	13.40	-	-	9.25	7.35	-	-
				Low	450	20.4	13.6	-	22.65	17.8	-	-	-	3.54	-
TH16B3622S	TM9E100C20MP11	21.0	CF42CBCA1	High	1175	34.6	27.6	14.50	10.75	35.0	22.4	9.25	7.50	3.54	2.70
				Med	450	22.0	14.2	-	13.50	-	-	9.25	7.50	-	-
				Low	450	20.2	13.4	-	22.55	18.1	-	-	-	3.52	-
TH16B3622S	TM9E100C20MP11	21.0	CF48CBCA1	High	1175	34.6	27.8	14.50	10.75	34.8	22.4	9.25	7.40	3.58	2.72
				Med	450	22.2	14.4	-	13.50	-	-	9.25	7.40	-	-
				Low	450	20.4	13.6	-	22.70	17.9	-	-	-	3.54	-
TH16B3622S	TM9E100C20MP11	21.0	CF/CM42D	High	1200	34.8	28.0	14.50	11.00	35.0	22.4	9.00	7.00	3.56	2.70
				Med	450	22.0	14.2	-	13.50	-	-	9.00	7.00	-	-
				Low	450	20.2	13.4	-	22.55	18.1	-	-	-	3.52	-
TH16B3622S	TM9E120D20MP11	24.5	CF/CM42D	High	1175	34.8	27.8	16.50	11.00	35.0	22.4	9.50	7.95	3.56	2.74
				Med	875	24.8	20.8	-	15.75	-	-	9.50	7.95	-	-
				Low	875	22.4	19.6	-	27.65	18.3	-	-	-	4.26	-
TH16B3622S	TM9V060B12MP12C	17.5	CF/CM36B	High	1000	33.6	25.2	16.00	10.25	35.4	22.4	9.50	7.80	3.30	2.64
				Med	650	23.8	17.4	-	15.00	-	-	9.50	7.80	-	-
				Low	650	21.6	16.5	-	27.70	18.0	-	-	-	3.92	-
TH16B3622S	TM9V060B12MP12C	17.5	CF36BBCA1	High	1000	33.6	25.2	16.00	10.25	35.4	22.4	9.50	7.80	3.30	2.64
				Med	650	23.8	17.4	-	15.00	-	-	9.50	7.80	-	-
				Low	650	21.6	16.5	-	27.70	18.0	-	-	-	3.92	-
TH16B3622S	TM9V060B12MP12C	17.5	CF42B	High	1000	33.8	25.2	16.00	10.50	35.2	22.4	9.50	7.75	3.34	2.64
				Med	650	24.0	17.4	-	15.15	-	-	9.50	7.75	-	-
				Low	650	21.8	16.5	-	27.70	17.9	-	-	-	3.96	-
TH16B3622S	TM9V080B12MP12C	17.5	CF/CM36B	High	975	34.0	25.0	16.00	10.75	35.2	22.2	9.50	7.40	3.34	2.68
				Med	675	23.8	17.8	-	15.00	-	-	9.50	7.40	-	-
				Low	675	21.6	16.8	-	27.90	18.0	-	-	-	3.98	-
TH16B3622S	TM9V080B12MP12C	17.5	CF36BBCA1	High	975	34.0	25.0	16.00	10.75	35.2	22.2	9.50	7.40	3.34	2.68
				Med	675	23.8	17.8	-	15.00	-	-	9.50	7.40	-	-
				Low	675	21.6	16.8	-	27.90	18.0	-	-	-	3.98	-

SYSTEM CAPACITY - With High Efficiency Motor Furnaces¹ (Continued)

UNIT MODEL	FURNACE		COIL MODEL ²	Stage	COOLING					HEATING					
	MODEL	WIDTH			RATED CFM	NET MBH		SEER	EER	NET MBH		HSPF IV	HSPF V	COP	
						TOTAL	SENS.			47°F OD	17°F OD			47°F OD	17°F OD
TH16B3622S	TM9V080B12MP12C	17.5	CF42B	High	975	33.8	25.0	16.25	10.75	35.0	22.2	9.50	7.30	3.36	2.68
				Med	675	24.2	17.8	-	15.25	-	-	9.50	7.30	-	-
				Low	675	21.8	16.9	-	27.95	17.9	-	-	-	4.00	-
TH16B3622S	TM9V080C16MP12C	21.0	CF/CM36C	High	1025	34.0	25.6	16.25	10.75	35.4	22.2	9.50	7.75	3.38	2.68
				Med	675	23.8	17.8	-	15.05	-	-	9.50	7.75	-	-
				Low	675	21.8	16.9	-	28.15	18.0	-	-	-	3.98	-
TH16B3622S	TM9V080C16MP12C	21.0	CF/CM42C	High	1025	34.2	25.6	16.50	10.75	35.0	22.2	9.50	7.65	3.44	2.70
				Med	675	24.2	17.8	-	15.35	-	-	9.50	7.65	-	-
				Low	675	21.8	16.9	-	28.25	17.9	-	-	-	4.02	-
TH16B3622S	TM9V080C16MP12C	21.0	CF/CM48C	High	1025	34.0	25.8	16.50	10.75	34.8	22.0	9.50	7.60	3.46	2.72
				Med	675	24.0	17.7	-	15.25	-	-	9.50	7.60	-	-
				Low	675	21.8	17.0	-	28.30	17.8	-	-	-	4.06	-
TH16B3622S	TM9V080C16MP12C	21.0	CF/CM48D	High	1025	34.0	25.8	16.50	10.75	34.8	22.0	9.50	7.60	3.48	2.72
				Med	675	24.0	17.7	-	15.25	-	-	9.50	7.60	-	-
				Low	675	21.8	17.0	-	28.30	17.8	-	-	-	4.06	-
TH16B3622S	TM9V080C16MP12C	21.0	CF42CBCA1	High	1025	34.2	25.6	16.50	10.75	35.0	22.2	9.50	7.65	3.44	2.70
				Med	675	24.2	17.8	-	15.35	-	-	9.50	7.65	-	-
				Low	675	21.8	16.9	-	28.25	17.9	-	-	-	4.02	-
TH16B3622S	TM9V080C16MP12C	21.0	CF48CBCA1	High	1025	34.0	25.8	16.50	10.75	34.8	22.0	9.50	7.60	3.46	2.72
				Med	675	24.0	17.7	-	15.25	-	-	9.50	7.60	-	-
				Low	675	21.8	17.0	-	28.30	17.8	-	-	-	4.06	-
TH16B3622S	TM9V100C16MP12C	21.0	CF/CM36C	High	1000	34.0	25.6	16.25	11.00	35.0	22.0	9.50	7.15	3.38	2.72
				Med	700	24.0	18.0	-	15.20	-	-	9.50	7.15	-	-
				Low	700	21.8	17.2	-	28.50	18.0	-	-	-	4.04	-
TH16B3622S	TM9V100C16MP12C	21.0	CF/CM42C	High	900	33.8	24.2	16.50	11.00	34.8	21.8	9.50	7.15	3.38	2.72
				Med	675	24.2	17.8	-	15.45	-	-	9.50	7.15	-	-
				Low	675	22.0	17.0	-	28.80	17.8	-	-	-	4.04	-
TH16B3622S	TM9V100C16MP12C	21.0	CF/CM48C	High	900	33.8	24.4	16.75	11.00	34.6	21.8	9.50	7.30	3.42	2.74
				Med	675	24.2	17.9	-	15.35	-	-	9.50	7.30	-	-
				Low	675	21.8	16.9	-	28.70	17.7	-	-	-	4.08	-
TH16B3622S	TM9V100C16MP12C	21.0	CF/CM48D	High	900	33.8	24.4	16.50	11.00	34.4	21.8	9.50	7.30	3.42	2.74
				Med	675	24.2	17.9	-	15.35	-	-	9.50	7.30	-	-
				Low	675	21.8	16.9	-	28.70	17.7	-	-	-	4.08	-
TH16B3622S	TM9V100C16MP12C	21.0	CF42CBCA1	High	900	33.8	24.2	16.50	11.00	34.8	21.8	9.50	7.15	3.38	2.72
				Med	675	24.2	17.8	-	15.45	-	-	9.50	7.15	-	-
				Low	675	22.0	17.0	-	28.80	17.8	-	-	-	4.04	-

SYSTEM CAPACITY - With High Efficiency Motor Furnaces¹ (Continued)

UNIT MODEL	FURNACE		COIL MODEL ²	Stage	COOLING					HEATING					
	MODEL	WIDTH			RATED CFM	NET MBH		SEER	EER	NET MBH		HSPF IV	HSPF V	COP	
						TOTAL	SENS.			47°F OD	17°F OD			47°F OD	17°F OD
TH16B3622S	TM9V100C16MP12C	21.0	CF48CBCA1	High	900	33.8	24.4	16.75	11.00	34.6	21.8	9.50	7.30	3.42	2.74
				Med	675	24.2	17.9	-	15.35	-	-	9.50	7.30	-	-
				Low	675	21.8	16.9	-	28.70	17.7	-	-	-	4.08	-
TH16B3622S	TM9V100C16MP12C	21.0	CF/CM42D	High	900	33.8	24.2	16.75	11.00	34.8	21.8	9.50	7.15	3.38	2.74
				Med	675	24.2	17.8	-	15.50	-	-	9.50	7.15	-	-
				Low	675	22.0	17.0	-	28.90	17.8	-	-	-	4.06	-
TH16B3622S	TM9V100C20MP12C	21.0	CF/CM36C	High	1225	34.8	28.2	16.25	10.75	35.2	22.4	9.50	7.25	3.46	2.68
				Med	725	24.2	18.5	-	15.00	-	-	9.50	7.25	-	-
				Low	725	22.0	17.6	-	28.50	18.0	-	-	-	4.04	-
TH16B3622S	TM9V100C20MP12C	21.0	CF/CM42C	High	1225	34.8	28.2	16.50	10.75	35.2	22.4	9.50	7.15	3.50	2.70
				Med	725	24.4	18.5	-	15.25	-	-	9.50	7.15	-	-
				Low	725	22.0	17.6	-	28.85	17.9	-	-	-	4.10	-
TH16B3622S	TM9V100C20MP12C	21.0	CF/CM48C	High	1225	34.8	28.4	16.50	10.75	35.0	22.4	9.50	7.25	3.54	2.72
				Med	725	24.4	18.6	-	15.15	-	-	9.50	7.25	-	-
				Low	725	22.0	17.6	-	28.95	17.8	-	-	-	4.12	-
TH16B3622S	TM9V100C20MP12C	21.0	CF/CM48D	High	1225	34.8	28.4	16.50	10.75	35.0	22.4	9.50	7.25	3.56	2.72
				Med	725	24.4	18.6	-	15.15	-	-	9.50	7.25	-	-
				Low	725	22.0	17.6	-	29.00	17.8	-	-	-	4.12	-
TH16B3622S	TM9V100C20MP12C	21.0	CF42CBCA1	High	1225	34.8	28.2	16.50	10.75	35.2	22.4	9.50	7.15	3.50	2.70
				Med	725	24.4	18.5	-	15.25	-	-	9.50	7.15	-	-
				Low	725	22.0	17.6	-	28.85	17.9	-	-	-	4.10	-
TH16B3622S	TM9V100C20MP12C	21.0	CF48CBCA1	High	1225	34.8	28.4	16.50	10.75	35.0	22.4	9.50	7.25	3.54	2.72
				Med	725	24.4	18.6	-	15.15	-	-	9.50	7.25	-	-
				Low	725	22.0	17.6	-	28.95	17.8	-	-	-	4.12	-
TH16B3622S	TM9V100C20MP12C	21.0	CF/CM42D	High	1225	34.8	28.2	16.50	10.75	35.0	22.4	9.75	7.75	3.52	2.72
				Med	725	24.4	18.5	-	15.25	-	-	9.75	7.75	-	-
				Low	725	22.0	17.6	-	28.90	17.9	-	-	-	4.10	-
TH16B3622S	TM9V120D20MP12C	24.5	CF/CM48D	High	1050	34.8	26.4	16.50	11.25	34.6	22.0	9.50	7.30	3.52	2.76
				Med	700	24.2	18.2	-	15.30	-	-	9.50	7.30	-	-
				Low	700	22.0	17.4	-	29.15	17.7	-	-	-	4.12	-
TH16B3622S	TM9V120D20MP12C	24.5	CF/CM42D	High	1050	34.4	26.2	16.75	11.00	35.0	22.0	9.75	7.75	3.50	2.74
				Med	700	24.4	18.2	-	15.45	-	-	9.75	7.75	-	-
				Low	700	21.8	17.2	-	28.95	17.8	-	-	-	4.08	-
TH16B3622S	TM9Y060B12MP11	17.5	CF/CM36B	High	1300	34.8	29.0	16.50	10.50	35.2	22.6	9.50	8.00	3.56	2.68
				Med	775	24.4	19.1	-	15.45	-	-	9.50	8.00	-	-
				Low	775	22.2	18.3	-	27.70	18.1	-	-	-	4.18	-

SYSTEM CAPACITY - With High Efficiency Motor Furnaces¹ (Continued)

UNIT MODEL	FURNACE		COIL MODEL ²	Stage	COOLING					HEATING					
	MODEL	WIDTH			RATED CFM	NET MBH		SEER	EER	NET MBH		HSPF IV	HSPF V	COP	
						TOTAL	SENS.			47°F OD	17°F OD			47°F OD	17°F OD
TH16B3622S	TM9Y060B12MP11	17.5	CF36BBCA1	High	1300	34.8	29.0	16.50	10.50	35.2	22.6	9.50	8.00	3.56	2.68
				Med	775	24.4	19.1	-	15.45	-	-	9.50	8.00	-	-
				Low	775	22.2	18.3	-	27.70	18.1	-	-	-	4.18	-
TH16B3622S	TM9Y060B12MP11	17.5	CF42B	High	1300	35.2	29.4	16.50	10.50	35.0	22.6	9.50	8.00	3.60	2.68
				Med	775	24.6	19.3	-	15.50	-	-	9.50	8.00	-	-
				Low	775	22.2	18.3	-	27.75	18.0	-	-	-	4.20	-
TH16B3622S	TM9Y080B12MP11	17.5	CF/CM36B	High	875	33.2	23.6	16.00	10.75	35.2	22.2	9.50	7.30	3.30	2.68
				Med	725	24.0	18.3	-	14.90	-	-	9.50	7.30	-	-
				Low	725	22.0	17.6	-	28.10	18.2	-	-	-	4.02	-
TH16B3622S	TM9Y080B12MP11	17.5	CF36BBCA1	High	875	33.2	23.6	16.00	10.75	35.2	22.2	9.50	7.30	3.30	2.68
				Med	725	24.0	18.3	-	14.90	-	-	9.50	7.30	-	-
				Low	725	22.0	17.6	-	28.10	18.2	-	-	-	4.02	-
TH16B3622S	TM9Y080B12MP11	17.5	CF42B	High	875	33.4	23.6	16.25	10.75	34.8	22.0	9.50	7.15	3.36	2.70
				Med	700	24.2	18.0	-	15.15	-	-	9.50	7.15	-	-
				Low	700	21.8	17.2	-	27.75	18.1	-	-	-	4.04	-
TH16B3622S	TM9Y080C16MP11	21.0	CF/CM36C	High	1100	34.0	26.4	16.00	10.25	35.4	22.8	9.50	8.10	3.42	2.62
				Med	700	24.2	18.0	-	15.05	-	-	9.50	8.10	-	-
				Low	700	21.6	17.0	-	27.50	18.2	-	-	-	4.02	-
TH16B3622S	TM9Y080C16MP11	21.0	CF/CM42C	High	1425	35.4	31.0	16.50	10.25	35.0	22.8	9.50	8.00	3.62	2.68
				Med	825	24.8	20.0	-	15.85	-	-	9.50	8.00	-	-
				Low	825	22.4	19.0	-	28.00	18.1	-	-	-	4.28	-
TH16B3622S	TM9Y080C16MP11	21.0	CF/CM48C	High	1400	35.2	30.4	16.50	10.25	35.4	22.6	9.50	7.95	3.46	2.62
				Med	825	24.8	19.9	-	15.85	-	-	9.50	7.95	-	-
				Low	825	22.4	19.0	-	27.85	18.1	-	-	-	4.24	-
TH16B3622S	TM9Y080C16MP11	21.0	CF/CM48D	High	1400	34.2	28.0	16.50	10.25	35.6	22.8	9.50	8.00	3.40	2.60
				Med	825	24.6	19.9	-	15.65	-	-	9.50	8.00	-	-
				Low	825	22.4	19.0	-	27.85	18.2	-	-	-	4.20	-
TH16B3622S	TM9Y080C16MP11	21.0	CF42CBCA1	High	1425	35.4	31.0	16.50	10.25	35.0	22.8	9.50	8.00	3.62	2.68
				Med	825	24.8	20.0	-	15.85	-	-	9.50	8.00	-	-
				Low	825	22.4	19.0	-	28.00	18.1	-	-	-	4.28	-
TH16B3622S	TM9Y080C16MP11	21.0	CF48CBCA1	High	1400	35.2	30.4	16.50	10.25	35.4	22.6	9.50	7.95	3.46	2.62
				Med	825	24.8	19.9	-	15.85	-	-	9.50	7.95	-	-
				Low	825	22.4	19.0	-	27.85	18.1	-	-	-	4.24	-
TH16B3622S	TM9Y080C16MP11	21.0	CF/CM42D	High	1425	34.4	28.4	16.50	10.25	35.4	22.8	9.50	8.00	3.46	2.64
				Med	825	24.6	19.8	-	15.80	-	-	9.50	8.00	-	-
				Low	825	22.4	19.0	-	28.00	18.1	-	-	-	4.24	-

SYSTEM CAPACITY - With High Efficiency Motor Furnaces¹ (Continued)

UNIT MODEL	FURNACE		COIL MODEL ²	Stage	COOLING					HEATING					
	MODEL	WIDTH			RATED CFM	NET MBH		SEER	EER	NET MBH		HSPF IV	HSPF V	COP	
						TOTAL	SENS.			47°F OD	17°F OD			47°F OD	17°F OD
TH16B3622S	TM9Y100C16MP11	21.0	CF/CM36C	High	975	34.0	25.0	16.50	11.00	35.0	22.2	9.50	7.25	3.42	2.70
				Med	700	24.0	18.0	-	15.25	-	-	9.50	7.25	-	-
				Low	700	21.8	17.2	-	28.60	18.1	-	-	-	4.04	-
TH16B3622S	TM9Y100C16MP11	21.0	CF/CM42C	High	975	34.0	25.0	16.50	11.00	34.6	22.2	9.50	7.15	3.44	2.72
				Med	700	24.4	18.2	-	15.40	-	-	9.50	7.15	-	-
				Low	700	21.8	17.2	-	28.70	18.1	-	-	-	4.08	-
TH16B3622S	TM9Y100C16MP11	21.0	CF/CM48C	High	1000	34.2	25.6	16.50	11.00	34.6	22.0	9.50	7.30	3.52	2.74
				Med	700	24.2	18.1	-	15.25	-	-	9.50	7.30	-	-
				Low	700	21.8	17.2	-	28.90	18.0	-	-	-	4.12	-
TH16B3622S	TM9Y100C16MP11	21.0	CF/CM48D	High	1000	34.2	25.6	16.50	11.00	34.6	22.0	9.50	7.30	3.52	2.74
				Med	700	24.2	18.1	-	15.25	-	-	9.50	7.30	-	-
				Low	700	21.8	17.2	-	28.90	18.0	-	-	-	4.12	-
TH16B3622S	TM9Y100C16MP11	21.0	CF42CBCA1	High	975	34.0	25.0	16.50	11.00	34.6	22.2	9.50	7.15	3.44	2.72
				Med	700	24.4	18.2	-	15.40	-	-	9.50	7.15	-	-
				Low	700	21.8	17.2	-	28.70	18.1	-	-	-	4.08	-
TH16B3622S	TM9Y100C16MP11	21.0	CF48CBCA1	High	1000	34.2	25.6	16.50	11.00	34.6	22.0	9.50	7.30	3.52	2.74
				Med	700	24.2	18.1	-	15.25	-	-	9.50	7.30	-	-
				Low	700	21.8	17.2	-	28.90	18.0	-	-	-	4.12	-
TH16B3622S	TM9Y100C16MP11	21.0	CF/CM42D	High	1000	34.2	25.6	16.50	11.00	34.8	22.2	9.50	7.15	3.48	2.72
				Med	700	24.4	18.2	-	15.40	-	-	9.50	7.15	-	-
				Low	700	21.8	17.2	-	28.70	18.1	-	-	-	4.08	-
TH16B3622S	TM9Y100C20MP11	21.0	CF/CM36C	High	1175	34.8	27.8	14.00	10.75	35.2	22.4	9.00	6.85	3.50	2.68
				Med	450	21.8	14.2	-	13.35	-	-	9.00	6.85	-	-
				Low	450	20.2	13.5	-	22.55	18.2	-	-	-	3.48	-
TH16B3622S	TM9Y100C20MP11	21.0	CF/CM42C	High	1175	34.6	27.6	14.50	10.75	35.0	22.4	9.25	7.50	3.54	2.70
				Med	450	22.0	14.2	-	13.50	-	-	9.25	7.50	-	-
				Low	450	20.2	13.4	-	22.55	18.1	-	-	-	3.52	-
TH16B3622S	TM9Y100C20MP11	21.0	CF/CM48C	High	1175	34.6	27.8	14.50	10.75	34.8	22.4	9.25	7.40	3.58	2.72
				Med	450	22.2	14.4	-	13.50	-	-	9.25	7.40	-	-
				Low	450	20.4	13.6	-	22.70	17.9	-	-	-	3.54	-
TH16B3622S	TM9Y100C20MP11	21.0	CF/CM48D	High	1200	34.8	28.0	14.25	11.00	34.8	22.4	9.25	7.35	3.58	2.72
				Med	450	21.8	14.2	-	13.40	-	-	9.25	7.35	-	-
				Low	450	20.4	13.6	-	22.65	17.8	-	-	-	3.54	-
TH16B3622S	TM9Y100C20MP11	21.0	CF42CBCA1	High	1175	34.6	27.6	14.50	10.75	35.0	22.4	9.25	7.50	3.54	2.70
				Med	450	22.0	14.2	-	13.50	-	-	9.25	7.50	-	-
				Low	450	20.2	13.4	-	22.55	18.1	-	-	-	3.52	-

SYSTEM CAPACITY - With High Efficiency Motor Furnaces¹ (Continued)

UNIT MODEL	FURNACE		COIL MODEL ²	Stage	COOLING					HEATING						
	MODEL	WIDTH			RATED CFM	NET MBH		SEER	EER	NET MBH		HSPF IV	HSPF V	COP		
						TOTAL	SENS.			47°F OD	17°F OD			47°F OD	17°F OD	
TH16B3622S	TM9Y100C20MP11	21.0	CF48CBCA1	High	1175	34.6	27.8	14.50	10.75	34.8	22.4	9.25	7.40	3.58	2.72	
				Med	450	22.2	14.4	-	13.50	-	-	9.25	7.40	-	-	
				Low	450	20.4	13.6	-	22.70	17.9	-	-	-	-	3.54	-
TH16B3622S	TM9Y100C20MP11	21.0	CF/CM42D	High	1200	34.8	28.0	14.50	11.00	35.0	22.4	9.00	7.00	3.56	2.70	
				Med	450	22.0	14.2	-	13.50	-	-	9.00	7.00	-	-	
				Low	450	20.2	13.4	-	22.55	18.1	-	-	-	-	3.52	-
TH16B3622S	TM9Y120D20MP11	24.5	CF/CM42D	High	1175	34.8	27.8	16.50	11.00	35.0	22.4	9.50	7.95	3.56	2.74	
				Med	875	24.8	20.8	-	15.75	-	-	9.50	7.95	-	-	
				Low	875	22.4	19.6	-	27.65	18.3	-	-	-	-	4.26	-
TH16B3622S	TMLV060A12MP12C	14.5	CF/CM36A	High	975	33.8	25.0	16.00	10.50	35.4	22.4	9.50	8.05	3.34	2.64	
				Med	675	23.6	17.6	-	14.95	-	-	-	-	-	-	-
				Low	675	21.6	16.8	-	27.55	18.2	-	-	-	-	3.98	-
TH16B3622S	TMLV060A12MP12C	14.5	CF/CM36B	High	975	34.0	25.0	16.25	10.75	35.2	22.2	9.50	7.75	3.34	2.66	
				Med	675	23.8	17.8	-	15.00	-	-	9.50	7.75	-	-	
				Low	675	21.6	16.8	-	27.95	18.0	-	-	-	-	3.98	-
TH16B3622S	TMLV060A12MP12C	14.5	CF36BBCA1	High	975	34.0	25.0	16.25	10.75	35.2	22.2	9.50	7.75	3.34	2.66	
				Med	675	23.8	17.8	-	15.00	-	-	9.50	7.75	-	-	
				Low	675	21.6	16.8	-	27.95	18.0	-	-	-	-	3.98	-
TH16B3622S	TMLV080B12MP12C	17.5	CF/CM36B	High	1100	34.0	26.4	16.00	10.25	35.6	22.8	9.50	8.10	3.36	2.60	
				Med	700	24.0	18.1	-	14.85	-	-	-	-	-	-	-
				Low	700	21.6	17.0	-	27.25	18.2	-	-	-	-	3.98	-
TH16B3622S	TMLV080B12MP12C	17.5	CF/CM36C	High	1000	33.6	25.0	16.00	10.50	35.4	22.4	9.50	7.75	3.30	2.64	
				Med	675	23.6	17.6	-	14.90	-	-	9.50	7.75	-	-	
				Low	675	21.8	16.9	-	27.70	18.0	-	-	-	-	3.96	-
TH16B3622S	TMLV080B12MP12C	17.5	CF/CM42C	High	1000	33.8	25.2	16.25	10.50	35.2	22.4	9.50	7.65	3.36	2.66	
				Med	675	24.2	17.8	-	15.15	-	-	9.50	7.65	-	-	
				Low	675	21.8	16.9	-	27.70	17.9	-	-	-	-	4.00	-
TH16B3622S	TMLV080B12MP12C	17.5	CF42CBCA1	High	1000	33.8	25.2	16.25	10.50	35.2	22.4	9.50	7.65	3.36	2.66	
				Med	675	24.2	17.8	-	15.15	-	-	9.50	7.65	-	-	
				Low	675	21.8	16.9	-	27.70	17.9	-	-	-	-	4.00	-
TH16B3622S	TMLV080C16MP12C	21.0	CF/CM36C	High	1050	33.8	25.8	16.50	10.75	35.0	22.2	9.50	7.25	3.44	2.70	
				Med	700	24.0	18.1	-	15.30	-	-	9.50	7.25	-	-	
				Low	700	21.8	17.2	-	28.55	18.2	-	-	-	-	4.04	-
TH16B3622S	TMLV080C16MP12C	21.0	CF/CM42C	High	1050	34.4	26.2	16.75	11.00	35.0	22.2	9.75	7.75	3.50	2.72	
				Med	725	24.4	18.5	-	15.30	-	-	9.75	7.75	-	-	
				Low	725	21.8	17.4	-	29.00	18.1	-	-	-	-	4.12	-

SYSTEM CAPACITY - With High Efficiency Motor Furnaces¹ (Continued)

UNIT MODEL	FURNACE		COIL MODEL ²	Stage	COOLING					HEATING					
	MODEL	WIDTH			RATED CFM	NET MBH		SEER	EER	NET MBH		HSPF IV	HSPF V	COP	
						TOTAL	SENS.			47°F OD	17°F OD			47°F OD	17°F OD
TH16B3622S	TMLV080C16MP12C	21.0	CF/CM48C	High	1050	34.6	26.2	16.50	11.00	34.6	22.2	9.50	7.30	3.54	2.72
				Med	725	24.4	18.6	-	15.20	-	-	9.50	7.30	-	-
				Low	725	22.0	17.6	-	29.10	17.9	-	-	-	-	4.16
TH16B3622S	TMLV080C16MP12C	21.0	CF/CM48D	High	1050	34.6	26.2	16.25	11.00	34.6	22.2	9.50	7.30	3.56	2.74
				Med	725	24.4	18.5	-	15.20	-	-	9.50	7.30	-	-
				Low	725	22.0	17.6	-	29.15	17.9	-	-	-	-	4.16
TH16B3622S	TMLV080C16MP12C	21.0	CF42CBCA1	High	1050	34.4	26.2	16.75	11.00	35.0	22.2	9.75	7.75	3.50	2.72
				Med	725	24.4	18.5	-	15.30	-	-	9.75	7.75	-	-
				Low	725	21.8	17.4	-	29.00	18.1	-	-	-	-	4.12
TH16B3622S	TMLV080C16MP12C	21.0	CF48CBCA1	High	1050	34.6	26.2	16.50	11.00	34.6	22.2	9.50	7.30	3.54	2.72
				Med	725	24.4	18.6	-	15.20	-	-	9.50	7.30	-	-
				Low	725	22.0	17.6	-	29.10	17.9	-	-	-	-	4.16
TH16B3622S	TMLV080C16MP12C	21.0	CF/CM42D	High	1050	34.4	26.2	16.75	11.00	34.8	22.2	9.75	7.75	3.52	2.72
				Med	725	24.4	18.5	-	15.30	-	-	9.75	7.75	-	-
				Low	725	21.8	17.4	-	29.05	18.1	-	-	-	-	4.12
TH16B3622S	TMLV100C16MP12C	21.0	CF/CM36C	High	1050	33.8	25.8	16.50	10.75	35.0	22.2	9.50	7.25	3.44	2.70
				Med	700	24.0	18.1	-	15.30	-	-	9.50	7.25	-	-
				Low	700	21.8	17.2	-	28.55	18.2	-	-	-	-	4.04
TH16B3622S	TMLV100C16MP12C	21.0	CF/CM42C	High	1050	34.4	26.2	16.75	11.00	35.0	22.2	9.75	7.75	3.50	2.72
				Med	725	24.4	18.5	-	15.30	-	-	9.75	7.75	-	-
				Low	725	21.8	17.4	-	29.00	18.1	-	-	-	-	4.12
TH16B3622S	TMLV100C16MP12C	21.0	CF/CM48C	High	1050	34.6	26.2	16.50	11.00	34.6	22.2	9.50	7.30	3.54	2.72
				Med	725	24.4	18.6	-	15.20	-	-	9.50	7.30	-	-
				Low	725	22.0	17.6	-	29.10	17.9	-	-	-	-	4.16
TH16B3622S	TMLV100C16MP12C	21.0	CF/CM48D	High	1050	34.6	26.2	16.25	11.00	34.6	22.2	9.50	7.30	3.56	2.74
				Med	725	24.4	18.5	-	15.20	-	-	9.50	7.30	-	-
				Low	725	22.0	17.6	-	29.15	17.9	-	-	-	-	4.16
TH16B3622S	TMLV100C16MP12C	21.0	CF42CBCA1	High	1050	34.4	26.2	16.75	11.00	35.0	22.2	9.75	7.75	3.50	2.72
				Med	725	24.4	18.5	-	15.30	-	-	9.75	7.75	-	-
				Low	725	21.8	17.4	-	29.00	18.1	-	-	-	-	4.12
TH16B3622S	TMLV100C16MP12C	21.0	CF48CBCA1	High	1050	34.6	26.2	16.50	11.00	34.6	22.2	9.50	7.30	3.54	2.72
				Med	725	24.4	18.6	-	15.20	-	-	9.50	7.30	-	-
				Low	725	22.0	17.6	-	29.10	17.9	-	-	-	-	4.16
TH16B3622S	TMLV100C16MP12C	21.0	CF/CM42D	High	1050	34.4	26.2	16.75	11.00	34.8	22.2	9.75	7.75	3.52	2.72
				Med	725	24.4	18.5	-	15.30	-	-	9.75	7.75	-	-
				Low	725	21.8	17.4	-	29.05	18.1	-	-	-	-	4.12

SYSTEM CAPACITY - With High Efficiency Motor Furnaces¹ (Continued)

UNIT MODEL	FURNACE		COIL MODEL ²	Stage	COOLING					HEATING					
	MODEL	WIDTH			RATED CFM	NET MBH		SEER	EER	NET MBH		HSPF IV	HSPF V	COP	
						TOTAL	SENS.			47°F OD	17°F OD			47°F OD	17°F OD
TH16B3622S	TMLV100C20MP12C	21.0	CF/CM36C	High	1225	35.0	28.4	16.25	11.00	35.0	22.4	9.50	7.25	3.54	2.70
				Med	850	24.6	20.0	-	15.55	-	-	9.50	7.25	-	-
				Low	850	22.2	19.1	-	27.00	18.3	-	-	-	-	4.18
TH16B3622S	TMLV100C20MP12C	21.0	CF/CM42C	High	1225	35.0	28.4	16.50	11.00	35.0	22.4	9.75	7.65	3.58	2.72
				Med	850	24.8	20.2	-	15.70	-	-	9.75	7.65	-	-
				Low	850	22.4	19.3	-	27.20	18.2	-	-	-	-	4.22
TH16B3622S	TMLV100C20MP12C	21.0	CF/CM48C	High	1150	34.8	27.6	16.50	11.00	34.6	22.2	9.75	7.65	3.60	2.74
				Med	775	24.4	19.2	-	15.35	-	-	9.75	7.65	-	-
				Low	775	22.2	18.3	-	27.45	18.1	-	-	-	-	4.20
TH16B3622S	TMLV100C20MP12C	21.0	CF/CM48D	High	1225	35.0	28.6	16.50	11.00	34.8	22.4	9.75	7.50	3.62	2.74
				Med	850	24.8	20.2	-	15.75	-	-	9.75	7.50	-	-
				Low	850	22.4	19.3	-	27.35	18.2	-	-	-	-	4.26
TH16B3622S	TMLV100C20MP12C	21.0	CF42CBCA1	High	1225	35.0	28.4	16.50	11.00	35.0	22.4	9.75	7.65	3.58	2.72
				Med	850	24.8	20.2	-	15.70	-	-	9.75	7.65	-	-
				Low	850	22.4	19.3	-	27.20	18.2	-	-	-	-	4.22
TH16B3622S	TMLV100C20MP12C	21.0	CF48CBCA1	High	1150	34.8	27.6	16.50	11.00	34.6	22.2	9.75	7.65	3.60	2.74
				Med	775	24.4	19.2	-	15.35	-	-	9.75	7.65	-	-
				Low	775	22.2	18.3	-	27.45	18.1	-	-	-	-	4.20
TH16B3622S	TMLV100C20MP12C	21.0	CF/CM42D	High	1225	35.0	28.4	16.75	11.00	34.8	22.4	9.75	7.65	3.58	2.72
				Med	850	24.8	20.2	-	15.75	-	-	9.75	7.65	-	-
				Low	850	22.4	19.3	-	27.30	18.2	-	-	-	-	4.22
TH16B3622S	TMLV120C20MP12C	21.0	CF/CM36C	High	1225	35.0	28.4	16.25	11.00	35.0	22.4	9.50	7.25	3.54	2.70
				Med	850	24.6	20.0	-	15.55	-	-	9.50	7.25	-	-
				Low	850	22.2	19.1	-	27.00	18.3	-	-	-	-	4.18
TH16B3622S	TMLV120C20MP12C	21.0	CF/CM42C	High	1225	35.0	28.4	16.50	11.00	35.0	22.4	9.75	7.65	3.58	2.72
				Med	850	24.8	20.2	-	15.70	-	-	9.75	7.65	-	-
				Low	850	22.4	19.3	-	27.20	18.2	-	-	-	-	4.22
TH16B3622S	TMLV120C20MP12C	21.0	CF/CM48C	High	1150	34.8	27.6	16.50	11.00	34.6	22.2	9.75	7.65	3.60	2.74
				Med	775	24.4	19.2	-	15.35	-	-	9.75	7.65	-	-
				Low	775	22.2	18.3	-	27.45	18.1	-	-	-	-	4.20
TH16B3622S	TMLV120C20MP12C	21.0	CF/CM48D	High	1225	35.0	28.6	16.50	11.00	34.8	22.4	9.75	7.50	3.62	2.74
				Med	850	24.8	20.2	-	15.75	-	-	9.75	7.50	-	-
				Low	850	22.4	19.3	-	27.35	18.2	-	-	-	-	4.26
TH16B3622S	TMLV120C20MP12C	21.0	CF42CBCA1	High	1225	35.0	28.4	16.50	11.00	35.0	22.4	9.75	7.65	3.58	2.72
				Med	850	24.8	20.2	-	15.70	-	-	9.75	7.65	-	-
				Low	850	22.4	19.3	-	27.20	18.2	-	-	-	-	4.22

SYSTEM CAPACITY - With High Efficiency Motor Furnaces¹ (Continued)

UNIT MODEL	FURNACE		COIL MODEL ²	Stage	COOLING					HEATING					
	MODEL	WIDTH			RATED CFM	NET MBH		SEER	EER	NET MBH		HSPF IV	HSPF V	COP	
						TOTAL	SENS.			47°F OD	17°F OD			47°F OD	17°F OD
TH16B3622S	TMLV120C20MP12C	21.0	CF48CBCA1	High	1150	34.8	27.6	16.50	11.00	34.6	22.2	9.75	7.65	3.60	2.74
				Med	775	24.4	19.2	-	15.35	-	-	9.75	7.65	-	-
				Low	775	22.2	18.3	-	27.45	18.1	-	-	-	4.20	-
TH16B3622S	TMLV120C20MP12C	21.0	CF/CM42D	High	1225	35.0	28.4	16.75	11.00	34.8	22.4	9.75	7.65	3.58	2.72
				Med	850	24.8	20.2	-	15.75	-	-	9.75	7.65	-	-
				Low	850	22.4	19.3	-	27.30	18.2	-	-	-	4.22	-
TH16B3622S	TMLX060A12MP11	14.5	CF/CM36A	High	875	33.0	23.4	15.75	10.50	35.4	22.2	9.50	7.40	3.28	2.64
				Med	775	24.2	19.0	-	14.50	-	-	9.50	7.40	-	-
				Low	775	22.0	18.1	-	25.00	18.4	-	-	-	3.98	-
TH16B3622S	TMLX080B12MP11	17.5	CF/CM36B	High	975	33.8	25.2	16.50	10.75	34.6	22.0	9.50	8.05	3.48	2.72
				Med	675	24.2	17.9	-	15.45	-	-	9.50	8.05	-	-
				Low	675	21.8	16.9	-	28.90	17.9	-	-	-	4.10	-
TH16B3622S	TMLX080B12MP11	17.5	CF36BBCA1	High	975	33.8	25.2	16.50	10.75	34.6	22.0	9.50	8.05	3.48	2.72
				Med	675	24.2	17.9	-	15.45	-	-	9.50	8.05	-	-
				Low	675	21.8	16.9	-	28.90	17.9	-	-	-	4.10	-
TH16B3622S	TMLX080B12MP11	17.5	CF42B	High	975	34.0	25.0	16.50	10.75	34.6	22.2	9.50	8.05	3.44	2.72
				Med	675	24.2	17.8	-	15.55	-	-	9.50	8.05	-	-
				Low	675	21.8	16.9	-	28.95	18.0	-	-	-	4.06	-
TH16B3622S	TMLX080C16MP11	21.0	CF/CM36C	High	950	33.6	24.8	16.50	10.75	35.0	22.0	9.50	7.15	3.40	2.70
				Med	750	24.2	18.7	-	15.10	-	-	9.50	7.15	-	-
				Low	750	22.0	17.9	-	29.25	18.2	-	-	-	4.12	-
TH16B3622S	TMLX080C16MP11	21.0	CF/CM42C	High	950	34.0	24.8	16.50	11.00	34.8	22.0	9.50	7.30	3.46	2.72
				Med	750	24.6	18.9	-	15.30	-	-	9.50	7.30	-	-
				Low	750	22.2	18.0	-	27.45	18.1	-	-	-	4.16	-
TH16B3622S	TMLX080C16MP11	21.0	CF/CM48C	High	950	34.0	24.8	16.50	11.00	34.4	22.0	9.75	7.70	3.48	2.74
				Med	750	24.4	18.8	-	15.30	-	-	9.75	7.70	-	-
				Low	750	22.2	18.0	-	27.55	18.0	-	-	-	4.18	-
TH16B3622S	TMLX080C16MP11	21.0	CF/CM48D	High	975	34.0	25.2	16.50	11.00	34.4	22.0	9.75	7.65	3.52	2.74
				Med	750	24.4	18.8	-	15.30	-	-	9.75	7.65	-	-
				Low	750	22.2	18.0	-	27.55	18.0	-	-	-	4.18	-
TH16B3622S	TMLX080C16MP11	21.0	CF42CBCA1	High	950	34.0	24.8	16.50	11.00	34.8	22.0	9.50	7.30	3.46	2.72
				Med	750	24.6	18.9	-	15.30	-	-	9.50	7.30	-	-
				Low	750	22.2	18.0	-	27.45	18.1	-	-	-	4.16	-
TH16B3622S	TMLX080C16MP11	21.0	CF48CBCA1	High	950	34.0	24.8	16.50	11.00	34.4	22.0	9.75	7.70	3.48	2.74
				Med	750	24.4	18.8	-	15.30	-	-	9.75	7.70	-	-
				Low	750	22.2	18.0	-	27.55	18.0	-	-	-	4.18	-

SYSTEM CAPACITY - With High Efficiency Motor Furnaces¹ (Continued)

UNIT MODEL	FURNACE		COIL MODEL ²	Stage	COOLING					HEATING					
	MODEL	WIDTH			RATED CFM	NET MBH		SEER	EER	NET MBH		HSPF IV	HSPF V	COP	
						TOTAL	SENS.			47°F OD	17°F OD			47°F OD	17°F OD
TH16B3622S	TMLX080C16MP11	21.0	CF/CM42D	High	975	34.2	25.4	16.50	11.00	34.6	22.0	9.75	7.65	3.46	2.74
				Med	750	24.6	18.9	-	15.30	-	-	9.75	7.65	-	-
				Low	750	22.2	18.0	-	27.50	18.1	-	-	-	4.16	-
TH16B3622S	TMLX100C16MP11	21.0	CF/CM36C	High	950	33.6	24.8	16.50	10.75	35.0	22.0	9.50	7.15	3.40	2.70
				Med	750	24.2	18.7	-	15.10	-	-	9.50	7.15	-	-
				Low	750	22.0	17.9	-	29.25	18.2	-	-	-	4.12	-
TH16B3622S	TMLX100C16MP11	21.0	CF/CM42C	High	950	34.0	24.8	16.50	11.00	34.8	22.0	9.50	7.30	3.46	2.72
				Med	750	24.6	18.9	-	15.30	-	-	9.50	7.30	-	-
				Low	750	22.2	18.0	-	27.45	18.1	-	-	-	4.16	-
TH16B3622S	TMLX100C16MP11	21.0	CF/CM48C	High	950	34.0	24.8	16.50	11.00	34.4	22.0	9.75	7.70	3.48	2.74
				Med	750	24.4	18.8	-	15.30	-	-	9.75	7.70	-	-
				Low	750	22.2	18.0	-	27.55	18.0	-	-	-	4.18	-
TH16B3622S	TMLX100C16MP11	21.0	CF/CM48D	High	975	34.0	25.2	16.50	11.00	34.4	22.0	9.75	7.65	3.52	2.74
				Med	750	24.4	18.8	-	15.30	-	-	9.75	7.65	-	-
				Low	750	22.2	18.0	-	27.55	18.0	-	-	-	4.18	-
TH16B3622S	TMLX100C16MP11	21.0	CF42CBCA1	High	950	34.0	24.8	16.50	11.00	34.8	22.0	9.50	7.30	3.46	2.72
				Med	750	24.6	18.9	-	15.30	-	-	9.50	7.30	-	-
				Low	750	22.2	18.0	-	27.45	18.1	-	-	-	4.16	-
TH16B3622S	TMLX100C16MP11	21.0	CF48CBCA1	High	950	34.0	24.8	16.50	11.00	34.4	22.0	9.75	7.70	3.48	2.74
				Med	750	24.4	18.8	-	15.30	-	-	9.75	7.70	-	-
				Low	750	22.2	18.0	-	27.55	18.0	-	-	-	4.18	-
TH16B3622S	TMLX100C16MP11	21.0	CF/CM42D	High	975	34.2	25.4	16.50	11.00	34.6	22.0	9.75	7.65	3.46	2.74
				Med	750	24.6	18.9	-	15.30	-	-	9.75	7.65	-	-
				Low	750	22.2	18.0	-	27.50	18.1	-	-	-	4.16	-
TH16B3622S	TMLX100C20MP11	21.0	CF/CM36C	High	1125	34.6	27.0	16.50	10.75	35.2	22.4	9.50	8.10	3.46	2.66
				Med	675	23.8	17.8	-	15.30	-	-	9.50	8.10	-	-
				Low	675	21.8	17.0	-	28.80	18.1	-	-	-	4.04	-
TH16B3622S	TMLX100C20MP11	21.0	CF/CM42C	High	1400	33.8	27.6	16.50	10.00	35.8	23.2	9.50	8.05	3.32	2.56
				Med	700	24.0	18.0	-	15.40	-	-	9.50	8.05	-	-
				Low	700	21.8	17.2	-	29.05	18.1	-	-	-	4.08	-
TH16B3622S	TMLX100C20MP11	21.0	CF/CM48D	High	975	33.8	25.0	16.25	10.75	34.8	22.2	9.50	8.10	3.40	2.68
				Med	700	24.2	18.0	-	15.15	-	-	9.50	8.10	-	-
				Low	700	21.8	17.2	-	27.75	18.1	-	-	-	4.04	-
TH16B3622S	TMLX100C20MP11	21.0	CF42CBCA1	High	1400	33.8	27.6	16.50	10.00	35.8	23.2	9.50	8.05	3.32	2.56
				Med	700	24.0	18.0	-	15.40	-	-	9.50	8.05	-	-
				Low	700	21.8	17.2	-	29.05	18.1	-	-	-	4.08	-

SYSTEM CAPACITY - With High Efficiency Motor Furnaces¹ (Continued)

UNIT MODEL	FURNACE		COIL MODEL ²	Stage	COOLING					HEATING					
	MODEL	WIDTH			RATED CFM	NET MBH		SEER	EER	NET MBH		HSPF IV	HSPF V	COP	
						TOTAL	SENS.			47°F OD	17°F OD			47°F OD	17°F OD
TH16B3622S	TMLX120C20MP11	21.0	CF/CM36C	High	1125	34.6	27.0	16.50	10.75	35.2	22.4	9.50	8.10	3.46	2.66
				Med	675	23.8	17.8	-	15.30	-	-	9.50	8.10	-	-
				Low	675	21.8	17.0	-	28.80	18.1	-	-	-	-	4.04
TH16B3622S	TMLX120C20MP11	21.0	CF/CM42C	High	1400	33.8	27.6	16.50	10.00	35.8	23.2	9.50	8.05	3.32	2.56
				Med	700	24.0	18.0	-	15.40	-	-	9.50	8.05	-	-
				Low	700	21.8	17.2	-	29.05	18.1	-	-	-	-	4.08
TH16B3622S	TMLX120C20MP11	21.0	CF/CM48D	High	975	33.8	25.0	16.25	10.75	34.8	22.2	9.50	8.10	3.40	2.68
				Med	700	24.2	18.0	-	15.15	-	-	9.50	8.10	-	-
				Low	700	21.8	17.2	-	27.75	18.1	-	-	-	-	4.04
TH16B3622S	TMLX120C20MP11	21.0	CF42CBCA1	High	1400	33.8	27.6	16.50	10.00	35.8	23.2	9.50	8.05	3.32	2.56
				Med	700	24.0	18.0	-	15.40	-	-	9.50	8.05	-	-
				Low	700	21.8	17.2	-	29.05	18.1	-	-	-	-	4.08
TH16B3622S	TP9C060B12MP13C	17.5	CF/CM36B	High	1000	33.6	25.2	16.00	10.25	35.4	22.4	9.50	7.80	3.30	2.64
				Med	650	23.8	17.4	-	15.00	-	-	9.50	7.80	-	-
				Low	650	21.6	16.5	-	27.70	18.0	-	-	-	-	3.92
TH16B3622S	TP9C060B12MP13C	17.5	CF36BBCA1	High	1000	33.6	25.2	16.00	10.25	35.4	22.4	9.50	7.80	3.30	2.64
				Med	650	23.8	17.4	-	15.00	-	-	9.50	7.80	-	-
				Low	650	21.6	16.5	-	27.70	18.0	-	-	-	-	3.92
TH16B3622S	TP9C060B12MP13C	17.5	CF42B	High	1000	33.8	25.2	16.00	10.50	35.2	22.4	9.50	7.75	3.34	2.64
				Med	650	24.0	17.4	-	15.15	-	-	9.50	7.75	-	-
				Low	650	21.8	16.5	-	27.70	17.9	-	-	-	-	3.96
TH16B3622S	TP9C080B12MP13C	17.5	CF/CM36B	High	975	34.0	25.0	16.00	10.75	35.2	22.2	9.50	7.40	3.34	2.68
				Med	675	23.8	17.8	-	15.00	-	-	9.50	7.40	-	-
				Low	675	21.6	16.8	-	27.90	18.0	-	-	-	-	3.98
TH16B3622S	TP9C080B12MP13C	17.5	CF36BBCA1	High	975	34.0	25.0	16.00	10.75	35.2	22.2	9.50	7.40	3.34	2.68
				Med	675	23.8	17.8	-	15.00	-	-	9.50	7.40	-	-
				Low	675	21.6	16.8	-	27.90	18.0	-	-	-	-	3.98
TH16B3622S	TP9C080B12MP13C	17.5	CF42B	High	975	33.8	25.0	16.25	10.75	35.0	22.2	9.50	7.30	3.36	2.68
				Med	675	24.2	17.8	-	15.25	-	-	9.50	7.30	-	-
				Low	675	21.8	16.9	-	27.95	17.9	-	-	-	-	4.00
TH16B3622S	TP9C080C16MP13C	21.0	CF/CM36C	High	1025	34.0	25.6	16.25	10.75	35.4	22.2	9.50	7.75	3.38	2.68
				Med	675	23.8	17.8	-	15.05	-	-	9.50	7.75	-	-
				Low	675	21.8	16.9	-	28.15	18.0	-	-	-	-	3.98
TH16B3622S	TP9C080C16MP13C	21.0	CF/CM42C	High	1025	34.2	25.6	16.50	10.75	35.0	22.2	9.50	7.65	3.44	2.70
				Med	675	24.2	17.8	-	15.35	-	-	9.50	7.65	-	-
				Low	675	21.8	16.9	-	28.25	17.9	-	-	-	-	4.02

SYSTEM CAPACITY - With High Efficiency Motor Furnaces¹ (Continued)

UNIT MODEL	FURNACE		COIL MODEL ²	Stage	COOLING					HEATING					
	MODEL	WIDTH			RATED CFM	NET MBH		SEER	EER	NET MBH		HSPF IV	HSPF V	COP	
						TOTAL	SENS.			47°F OD	17°F OD			47°F OD	17°F OD
TH16B3622S	TP9C080C16MP13C	21.0	CF/CM48C	High	1025	34.0	25.8	16.50	10.75	34.8	22.0	9.50	7.60	3.46	2.72
				Med	675	24.0	17.7	-	15.25	-	-	9.50	7.60	-	-
				Low	675	21.8	17.0	-	28.30	17.8	-	-	-	-	4.06
TH16B3622S	TP9C080C16MP13C	21.0	CF/CM48D	High	1025	34.0	25.8	16.50	10.75	34.8	22.0	9.50	7.60	3.48	2.72
				Med	675	24.0	17.7	-	15.25	-	-	9.50	7.60	-	-
				Low	675	21.8	17.0	-	28.30	17.8	-	-	-	-	4.06
TH16B3622S	TP9C080C16MP13C	21.0	CF42CBCA1	High	1025	34.2	25.6	16.50	10.75	35.0	22.2	9.50	7.65	3.44	2.70
				Med	675	24.2	17.8	-	15.35	-	-	9.50	7.65	-	-
				Low	675	21.8	16.9	-	28.25	17.9	-	-	-	-	4.02
TH16B3622S	TP9C080C16MP13C	21.0	CF48CBCA1	High	1025	34.0	25.8	16.50	10.75	34.8	22.0	9.50	7.60	3.46	2.72
				Med	675	24.0	17.7	-	15.25	-	-	9.50	7.60	-	-
				Low	675	21.8	17.0	-	28.30	17.8	-	-	-	-	4.06
TH16B3622S	TP9C100C16MP13C	21.0	CF/CM36C	High	1000	34.0	25.6	16.25	11.00	35.0	22.0	9.50	7.15	3.38	2.72
				Med	700	24.0	18.0	-	15.20	-	-	9.50	7.15	-	-
				Low	700	21.8	17.2	-	28.50	18.0	-	-	-	-	4.04
TH16B3622S	TP9C100C16MP13C	21.0	CF/CM42C	High	900	33.8	24.2	16.50	11.00	34.8	21.8	9.50	7.15	3.38	2.72
				Med	675	24.2	17.8	-	15.45	-	-	9.50	7.15	-	-
				Low	675	22.0	17.0	-	28.80	17.8	-	-	-	-	4.04
TH16B3622S	TP9C100C16MP13C	21.0	CF/CM48C	High	900	33.8	24.4	16.75	11.00	34.6	21.8	9.50	7.30	3.42	2.74
				Med	675	24.2	17.9	-	15.35	-	-	9.50	7.30	-	-
				Low	675	21.8	16.9	-	28.70	17.7	-	-	-	-	4.08
TH16B3622S	TP9C100C16MP13C	21.0	CF/CM48D	High	900	33.8	24.4	16.50	11.00	34.4	21.8	9.50	7.30	3.42	2.74
				Med	675	24.2	17.9	-	15.35	-	-	9.50	7.30	-	-
				Low	675	21.8	16.9	-	28.70	17.7	-	-	-	-	4.08
TH16B3622S	TP9C100C16MP13C	21.0	CF42CBCA1	High	900	33.8	24.2	16.50	11.00	34.8	21.8	9.50	7.15	3.38	2.72
				Med	675	24.2	17.8	-	15.45	-	-	9.50	7.15	-	-
				Low	675	22.0	17.0	-	28.80	17.8	-	-	-	-	4.04
TH16B3622S	TP9C100C16MP13C	21.0	CF48CBCA1	High	900	33.8	24.4	16.75	11.00	34.6	21.8	9.50	7.30	3.42	2.74
				Med	675	24.2	17.9	-	15.35	-	-	9.50	7.30	-	-
				Low	675	21.8	16.9	-	28.70	17.7	-	-	-	-	4.08
TH16B3622S	TP9C100C16MP13C	21.0	CF/CM42D	High	900	33.8	24.2	16.75	11.00	34.8	21.8	9.50	7.15	3.38	2.74
				Med	675	24.2	17.8	-	15.50	-	-	9.50	7.15	-	-
				Low	675	22.0	17.0	-	28.90	17.8	-	-	-	-	4.06
TH16B3622S	TP9C100C20MP13C	21.0	CF/CM36C	High	1225	34.8	28.2	16.25	10.75	35.2	22.4	9.50	7.25	3.46	2.68
				Med	725	24.2	18.5	-	15.00	-	-	9.50	7.25	-	-
				Low	725	22.0	17.6	-	28.50	18.0	-	-	-	-	4.04

SYSTEM CAPACITY - With High Efficiency Motor Furnaces¹ (Continued)

UNIT MODEL	FURNACE		COIL MODEL ²	Stage	COOLING					HEATING					
	MODEL	WIDTH			RATED CFM	NET MBH		SEER	EER	NET MBH		HSPF IV	HSPF V	COP	
						TOTAL	SENS.			47°F OD	17°F OD			47°F OD	17°F OD
TH16B3622S	TP9C100C20MP13C	21.0	CF/CM42C	High	1225	34.8	28.2	16.50	10.75	35.2	22.4	9.50	7.15	3.50	2.70
				Med	725	24.4	18.5	-	15.25	-	-	9.50	7.15	-	-
				Low	725	22.0	17.6	-	28.85	17.9	-	-	-	4.10	-
TH16B3622S	TP9C100C20MP13C	21.0	CF/CM48C	High	1225	34.8	28.4	16.50	10.75	35.0	22.4	9.50	7.25	3.54	2.72
				Med	725	24.4	18.6	-	15.15	-	-	9.50	7.25	-	-
				Low	725	22.0	17.6	-	28.95	17.8	-	-	-	4.12	-
TH16B3622S	TP9C100C20MP13C	21.0	CF/CM48D	High	1225	34.8	28.4	16.50	10.75	35.0	22.4	9.50	7.25	3.56	2.72
				Med	725	24.4	18.6	-	15.15	-	-	9.50	7.25	-	-
				Low	725	22.0	17.6	-	29.00	17.8	-	-	-	4.12	-
TH16B3622S	TP9C100C20MP13C	21.0	CF42CBCA1	High	1225	34.8	28.2	16.50	10.75	35.2	22.4	9.50	7.15	3.50	2.70
				Med	725	24.4	18.5	-	15.25	-	-	9.50	7.15	-	-
				Low	725	22.0	17.6	-	28.85	17.9	-	-	-	4.10	-
TH16B3622S	TP9C100C20MP13C	21.0	CF48CBCA1	High	1225	34.8	28.4	16.50	10.75	35.0	22.4	9.50	7.25	3.54	2.72
				Med	725	24.4	18.6	-	15.15	-	-	9.50	7.25	-	-
				Low	725	22.0	17.6	-	28.95	17.8	-	-	-	4.12	-
TH16B3622S	TP9C100C20MP13C	21.0	CF/CM42D	High	1225	34.8	28.2	16.50	10.75	35.0	22.4	9.75	7.75	3.52	2.72
				Med	725	24.4	18.5	-	15.25	-	-	9.75	7.75	-	-
				Low	725	22.0	17.6	-	28.90	17.9	-	-	-	4.10	-
TH16B3622S	TP9C120D20MP13C	24.5	CF/CM48D	High	1050	34.8	26.4	16.50	11.25	34.6	22.0	9.50	7.30	3.52	2.76
				Med	700	24.2	18.2	-	15.30	-	-	9.50	7.30	-	-
				Low	700	22.0	17.4	-	29.15	17.7	-	-	-	4.12	-
TH16B3622S	TP9C120D20MP13C	24.5	CF/CM42D	High	1050	34.4	26.2	16.75	11.00	35.0	22.0	9.75	7.75	3.50	2.74
				Med	700	24.4	18.2	-	15.45	-	-	9.75	7.75	-	-
				Low	700	21.8	17.2	-	28.95	17.8	-	-	-	4.08	-
TH16B3622S	TPLC060A12MP13C	14.5	CF/CM36A	High	975	33.8	25.0	16.00	10.50	35.4	22.4	9.50	8.05	3.34	2.64
				Med	675	23.6	17.6	-	14.95	-	-	-	-	-	-
				Low	675	21.6	16.8	-	27.55	18.2	-	-	-	3.98	-
TH16B3622S	TPLC060A12MP13C	14.5	CF/CM36B	High	975	34.0	25.0	16.25	10.75	35.2	22.2	9.50	7.75	3.34	2.66
				Med	675	23.8	17.8	-	15.00	-	-	9.50	7.75	-	-
				Low	675	21.6	16.8	-	27.95	18.0	-	-	-	3.98	-
TH16B3622S	TPLC060A12MP13C	14.5	CF36BBCA1	High	975	34.0	25.0	16.25	10.75	35.2	22.2	9.50	7.75	3.34	2.66
				Med	675	23.8	17.8	-	15.00	-	-	9.50	7.75	-	-
				Low	675	21.6	16.8	-	27.95	18.0	-	-	-	3.98	-
TH16B3622S	TPLC080B12MP13C	17.5	CF/CM36B	High	1100	34.0	26.4	16.00	10.25	35.6	22.8	9.50	8.10	3.36	2.60
				Med	700	24.0	18.1	-	14.85	-	-	-	-	-	-
				Low	700	21.6	17.0	-	27.25	18.2	-	-	-	3.98	-

SYSTEM CAPACITY - With High Efficiency Motor Furnaces¹ (Continued)

UNIT MODEL	FURNACE		COIL MODEL ²	Stage	COOLING					HEATING					
	MODEL	WIDTH			RATED CFM	NET MBH		SEER	EER	NET MBH		HSPF IV	HSPF V	COP	
						TOTAL	SENS.			47°F OD	17°F OD			47°F OD	17°F OD
TH16B3622S	TPLC080B12MP13C	17.5	CF/CM36C	High	1000	33.6	25.0	16.00	10.50	35.4	22.4	9.50	7.75	3.30	2.64
				Med	675	23.6	17.6	-	14.90	-	-	9.50	7.75	-	-
				Low	675	21.8	16.9	-	27.70	18.0	-	-	-	3.96	-
TH16B3622S	TPLC080B12MP13C	17.5	CF/CM42C	High	1000	33.8	25.2	16.25	10.50	35.2	22.4	9.50	7.65	3.36	2.66
				Med	675	24.2	17.8	-	15.15	-	-	9.50	7.65	-	-
				Low	675	21.8	16.9	-	27.70	17.9	-	-	-	4.00	-
TH16B3622S	TPLC080B12MP13C	17.5	CF42CBCA1	High	1000	33.8	25.2	16.25	10.50	35.2	22.4	9.50	7.65	3.36	2.66
				Med	675	24.2	17.8	-	15.15	-	-	9.50	7.65	-	-
				Low	675	21.8	16.9	-	27.70	17.9	-	-	-	4.00	-
TH16B3622S	TPLC080C16MP13C	21.0	CF/CM36C	High	1050	33.8	25.8	16.50	10.75	35.0	22.2	9.50	7.25	3.44	2.70
				Med	700	24.0	18.1	-	15.30	-	-	9.50	7.25	-	-
				Low	700	21.8	17.2	-	28.55	18.2	-	-	-	4.04	-
TH16B3622S	TPLC080C16MP13C	21.0	CF/CM42C	High	1050	34.4	26.2	16.75	11.00	35.0	22.2	9.75	7.75	3.50	2.72
				Med	725	24.4	18.5	-	15.30	-	-	9.75	7.75	-	-
				Low	725	21.8	17.4	-	29.00	18.1	-	-	-	4.12	-
TH16B3622S	TPLC080C16MP13C	21.0	CF/CM48C	High	1050	34.6	26.2	16.50	11.00	34.6	22.2	9.50	7.30	3.54	2.72
				Med	725	24.4	18.6	-	15.20	-	-	9.50	7.30	-	-
				Low	725	22.0	17.6	-	29.10	17.9	-	-	-	4.16	-
TH16B3622S	TPLC080C16MP13C	21.0	CF/CM48D	High	1050	34.6	26.2	16.25	11.00	34.6	22.2	9.50	7.30	3.56	2.74
				Med	725	24.4	18.5	-	15.20	-	-	9.50	7.30	-	-
				Low	725	22.0	17.6	-	29.15	17.9	-	-	-	4.16	-
TH16B3622S	TPLC080C16MP13C	21.0	CF42CBCA1	High	1050	34.4	26.2	16.75	11.00	35.0	22.2	9.75	7.75	3.50	2.72
				Med	725	24.4	18.5	-	15.30	-	-	9.75	7.75	-	-
				Low	725	21.8	17.4	-	29.00	18.1	-	-	-	4.12	-
TH16B3622S	TPLC080C16MP13C	21.0	CF48CBCA1	High	1050	34.6	26.2	16.50	11.00	34.6	22.2	9.50	7.30	3.54	2.72
				Med	725	24.4	18.6	-	15.20	-	-	9.50	7.30	-	-
				Low	725	22.0	17.6	-	29.10	17.9	-	-	-	4.16	-
TH16B3622S	TPLC080C16MP13C	21.0	CF/CM42D	High	1050	34.4	26.2	16.75	11.00	34.8	22.2	9.75	7.75	3.52	2.72
				Med	725	24.4	18.5	-	15.30	-	-	9.75	7.75	-	-
				Low	725	21.8	17.4	-	29.05	18.1	-	-	-	4.12	-
TH16B3622S	TPLC100C16MP13C	21.0	CF/CM36C	High	1050	33.8	25.8	16.50	10.75	35.0	22.2	9.50	7.25	3.44	2.70
				Med	700	24.0	18.1	-	15.30	-	-	9.50	7.25	-	-
				Low	700	21.8	17.2	-	28.55	18.2	-	-	-	4.04	-
TH16B3622S	TPLC100C16MP13C	21.0	CF/CM42C	High	1050	34.4	26.2	16.75	11.00	35.0	22.2	9.75	7.75	3.50	2.72
				Med	725	24.4	18.5	-	15.30	-	-	9.75	7.75	-	-
				Low	725	21.8	17.4	-	29.00	18.1	-	-	-	4.12	-

SYSTEM CAPACITY - With High Efficiency Motor Furnaces¹ (Continued)

UNIT MODEL	FURNACE		COIL MODEL ²	Stage	COOLING					HEATING					
	MODEL	WIDTH			RATED CFM	NET MBH		SEER	EER	NET MBH		HSPF IV	HSPF V	COP	
						TOTAL	SENS.			47°F OD	17°F OD			47°F OD	17°F OD
TH16B3622S	TPLC100C16MP13C	21.0	CF/CM48C	High	1050	34.6	26.2	16.50	11.00	34.6	22.2	9.50	7.30	3.54	2.72
				Med	725	24.4	18.6	-	15.20	-	-	9.50	7.30	-	-
				Low	725	22.0	17.6	-	29.10	17.9	-	-	-	4.16	-
TH16B3622S	TPLC100C16MP13C	21.0	CF/CM48D	High	1050	34.6	26.2	16.25	11.00	34.6	22.2	9.50	7.30	3.56	2.74
				Med	725	24.4	18.5	-	15.20	-	-	9.50	7.30	-	-
				Low	725	22.0	17.6	-	29.15	17.9	-	-	-	4.16	-
TH16B3622S	TPLC100C16MP13C	21.0	CF42CBCA1	High	1050	34.4	26.2	16.75	11.00	35.0	22.2	9.75	7.75	3.50	2.72
				Med	725	24.4	18.5	-	15.30	-	-	9.75	7.75	-	-
				Low	725	21.8	17.4	-	29.00	18.1	-	-	-	4.12	-
TH16B3622S	TPLC100C16MP13C	21.0	CF48CBCA1	High	1050	34.6	26.2	16.50	11.00	34.6	22.2	9.50	7.30	3.54	2.72
				Med	725	24.4	18.6	-	15.20	-	-	9.50	7.30	-	-
				Low	725	22.0	17.6	-	29.10	17.9	-	-	-	4.16	-
TH16B3622S	TPLC100C16MP13C	21.0	CF/CM42D	High	1050	34.4	26.2	16.75	11.00	34.8	22.2	9.75	7.75	3.52	2.72
				Med	725	24.4	18.5	-	15.30	-	-	9.75	7.75	-	-
				Low	725	21.8	17.4	-	29.05	18.1	-	-	-	4.12	-
TH16B3622S	TPLC100C20MP13C	21.0	CF/CM36C	High	1225	35.0	28.4	16.25	11.00	35.0	22.4	9.50	7.25	3.54	2.70
				Med	850	24.6	20.0	-	15.55	-	-	9.50	7.25	-	-
				Low	850	22.2	19.1	-	27.00	18.3	-	-	-	4.18	-
TH16B3622S	TPLC100C20MP13C	21.0	CF/CM42C	High	1225	35.0	28.4	16.50	11.00	35.0	22.4	9.75	7.65	3.58	2.72
				Med	850	24.8	20.2	-	15.70	-	-	9.75	7.65	-	-
				Low	850	22.4	19.3	-	27.20	18.2	-	-	-	4.22	-
TH16B3622S	TPLC100C20MP13C	21.0	CF/CM48C	High	1150	34.8	27.6	16.50	11.00	34.6	22.2	9.75	7.65	3.60	2.74
				Med	775	24.4	19.2	-	15.35	-	-	9.75	7.65	-	-
				Low	775	22.2	18.3	-	27.45	18.1	-	-	-	4.20	-
TH16B3622S	TPLC100C20MP13C	21.0	CF/CM48D	High	1225	35.0	28.6	16.50	11.00	34.8	22.4	9.75	7.50	3.62	2.74
				Med	850	24.8	20.2	-	15.75	-	-	9.75	7.50	-	-
				Low	850	22.4	19.3	-	27.35	18.2	-	-	-	4.26	-
TH16B3622S	TPLC100C20MP13C	21.0	CF42CBCA1	High	1225	35.0	28.4	16.50	11.00	35.0	22.4	9.75	7.65	3.58	2.72
				Med	850	24.8	20.2	-	15.70	-	-	9.75	7.65	-	-
				Low	850	22.4	19.3	-	27.20	18.2	-	-	-	4.22	-
TH16B3622S	TPLC100C20MP13C	21.0	CF48CBCA1	High	1150	34.8	27.6	16.50	11.00	34.6	22.2	9.75	7.65	3.60	2.74
				Med	775	24.4	19.2	-	15.35	-	-	9.75	7.65	-	-
				Low	775	22.2	18.3	-	27.45	18.1	-	-	-	4.20	-
TH16B3622S	TPLC100C20MP13C	21.0	CF/CM42D	High	1225	35.0	28.4	16.75	11.00	34.8	22.4	9.75	7.65	3.58	2.72
				Med	850	24.8	20.2	-	15.75	-	-	9.75	7.65	-	-
				Low	850	22.4	19.3	-	27.30	18.2	-	-	-	4.22	-

SYSTEM CAPACITY - With High Efficiency Motor Furnaces¹ (Continued)

UNIT MODEL	FURNACE		COIL MODEL ²	Stage	COOLING					HEATING						
	MODEL	WIDTH			RATED CFM	NET MBH		SEER	EER	NET MBH		HSPF IV	HSPF V	COP		
						TOTAL	SENS.			47°F OD	17°F OD			47°F OD	17°F OD	
TH16B3622S	TPLC120C20MP13C	21.0	CF/CM36C	High	1225	35.0	28.4	16.25	11.00	35.0	22.4	9.50	7.25	3.54	2.70	
				Med	850	24.6	20.0	-	15.55	-	-	9.50	7.25	-	-	
				Low	850	22.2	19.1	-	27.00	18.3	-	-	-	-	4.18	-
TH16B3622S	TPLC120C20MP13C	21.0	CF/CM42C	High	1225	35.0	28.4	16.50	11.00	35.0	22.4	9.75	7.65	3.58	2.72	
				Med	850	24.8	20.2	-	15.70	-	-	9.75	7.65	-	-	
				Low	850	22.4	19.3	-	27.20	18.2	-	-	-	-	4.22	-
TH16B3622S	TPLC120C20MP13C	21.0	CF/CM48C	High	1150	34.8	27.6	16.50	11.00	34.6	22.2	9.75	7.65	3.60	2.74	
				Med	775	24.4	19.2	-	15.35	-	-	9.75	7.65	-	-	
				Low	775	22.2	18.3	-	27.45	18.1	-	-	-	-	4.20	-
TH16B3622S	TPLC120C20MP13C	21.0	CF/CM48D	High	1225	35.0	28.6	16.50	11.00	34.8	22.4	9.75	7.50	3.62	2.74	
				Med	850	24.8	20.2	-	15.75	-	-	9.75	7.50	-	-	
				Low	850	22.4	19.3	-	27.35	18.2	-	-	-	-	4.26	-
TH16B3622S	TPLC120C20MP13C	21.0	CF42CBCA1	High	1225	35.0	28.4	16.50	11.00	35.0	22.4	9.75	7.65	3.58	2.72	
				Med	850	24.8	20.2	-	15.70	-	-	9.75	7.65	-	-	
				Low	850	22.4	19.3	-	27.20	18.2	-	-	-	-	4.22	-
TH16B3622S	TPLC120C20MP13C	21.0	CF48CBCA1	High	1150	34.8	27.6	16.50	11.00	34.6	22.2	9.75	7.65	3.60	2.74	
				Med	775	24.4	19.2	-	15.35	-	-	9.75	7.65	-	-	
				Low	775	22.2	18.3	-	27.45	18.1	-	-	-	-	4.20	-
TH16B3622S	TPLC120C20MP13C	21.0	CF/CM42D	High	1225	35.0	28.4	16.75	11.00	34.8	22.4	9.75	7.65	3.58	2.72	
				Med	850	24.8	20.2	-	15.75	-	-	9.75	7.65	-	-	
				Low	850	22.4	19.3	-	27.30	18.2	-	-	-	-	4.22	-
TH16B4821S	TL8E080C16UH11	21.0	CF/CM48C	High	1400	47.0	35.0	16.25	9.75	48.0	28.4	9.50	7.75	3.16	2.54	
				Med	1000	33.0	25.2	-	15.30	-	-	-	-	-	-	-
				Low	1000	27.6	23.0	-	26.90	22.2	-	-	-	-	4.16	-
TH16B4821S	TL8E080C16UH11	21.0	CF/CM48D	High	1400	47.0	35.0	16.25	9.75	48.0	28.4	9.50	7.75	3.16	2.54	
				Med	1000	33.0	25.2	-	15.30	-	-	-	-	-	-	-
				Low	1000	27.6	23.0	-	26.95	22.2	-	-	-	-	4.16	-
TH16B4821S	TL8E080C16UH11	21.0	CF/CM60C	High	1550	47.0	36.0	16.00	9.25	46.5	27.8	9.00	7.35	3.12	2.40	
				Med	1000	32.6	24.8	-	15.10	-	-	-	-	-	-	-
				Low	1000	27.2	21.8	-	26.45	19.2	-	-	-	-	3.60	-
TH16B4821S	TL8E080C16UH11	21.0	CF/CM60D	High	1400	47.0	34.8	16.00	9.50	46.0	26.6	8.75	7.10	3.08	2.38	
				Med	1000	32.6	24.8	-	15.10	-	-	-	-	-	-	-
				Low	1000	27.4	21.8	-	26.50	19.2	-	-	-	-	3.58	-
TH16B4821S	TL8E080C16UH11	21.0	CF/CM64D	High	1400	48.0	35.6	16.25	9.75	46.5	29.6	9.75	8.15	3.32	2.72	
				Med	1000	33.4	25.4	-	15.60	-	-	-	-	-	-	-
				Low	1000	27.4	23.0	-	26.90	21.0	-	-	-	-	4.18	-

SYSTEM CAPACITY - With High Efficiency Motor Furnaces¹ (Continued)

UNIT MODEL	FURNACE		COIL MODEL ²	Stage	COOLING					HEATING					
	MODEL	WIDTH			RATED CFM	NET MBH		SEER	EER	NET MBH		HSPF IV	HSPF V	COP	
						TOTAL	SENS.			47°F OD	17°F OD			47°F OD	17°F OD
TH16B4821S	TL8E100C20UH11	21.0	CF/CM48C	High	1400	47.5	35.2	16.25	9.75	48.0	28.2	9.50	7.75	3.20	2.56
				Med	1100	33.6	26.8	-	15.40	-	-	-	-	-	-
				Low	1100	27.8	24.4	-	26.75	22.2	-	-	-	4.22	-
TH16B4821S	TL8E100C20UH11	21.0	CF/CM48D	High	1625	46.5	35.0	16.50	9.50	48.0	28.6	9.50	7.75	3.08	2.48
				Med	1125	33.6	27.0	-	15.50	-	-	-	-	-	-
				Low	1125	28.0	24.8	-	27.20	22.2	-	-	-	4.26	-
TH16B4821S	TL8E100C20UH11	21.0	CF/CM60C	High	1600	47.5	37.4	16.00	9.50	46.5	27.6	9.00	7.35	3.18	2.46
				Med	1100	33.0	26.0	-	15.25	-	-	-	-	-	-
				Low	1100	27.6	23.0	-	26.50	19.5	-	-	-	3.68	-
TH16B4821S	TL8E100C20UH11	21.0	CF/CM60D	High	1625	47.5	37.6	16.25	9.50	46.5	27.8	9.00	7.35	3.20	2.46
				Med	1125	33.2	26.4	-	15.30	-	-	-	-	-	-
				Low	1125	27.6	23.2	-	26.70	19.5	-	-	-	3.70	-
TH16B4821S	TL8E100C20UH11	21.0	CF/CM64D	High	1400	48.0	35.6	16.50	10.00	46.5	29.4	10.00	8.35	3.36	2.74
				Med	1100	33.8	27.0	-	15.65	-	-	-	-	-	-
				Low	1100	27.6	24.2	-	26.90	21.0	-	-	-	4.26	-
TH16B4821S	TL9E080C16UH11	21.0	CF/CM48C	High	1400	47.0	35.0	16.25	9.50	48.0	28.6	9.50	7.80	3.14	2.52
				Med	950	32.8	24.6	-	15.25	-	-	-	-	-	-
				Low	950	27.6	22.4	-	27.00	22.2	-	-	-	4.12	-
TH16B4821S	TL9E080C16UH11	21.0	CF/CM48D	High	1400	47.0	35.0	16.25	9.50	48.0	28.6	9.50	7.80	3.14	2.52
				Med	950	32.8	24.6	-	15.25	-	-	-	-	-	-
				Low	950	27.6	22.4	-	27.10	22.2	-	-	-	4.12	-
TH16B4821S	TL9E080C16UH11	21.0	CF/CM60C	High	1400	46.5	34.4	15.75	9.50	46.0	26.6	8.75	7.10	3.06	2.36
				Med	925	32.2	23.8	-	14.95	-	-	-	-	-	-
				Low	925	27.0	21.0	-	26.30	19.0	-	-	-	3.52	-
TH16B4821S	TL9E080C16UH11	21.0	CF/CM60D	High	1425	47.0	35.0	16.00	9.50	46.0	27.0	8.75	7.15	3.08	2.40
				Med	950	32.4	24.2	-	15.05	-	-	-	-	-	-
				Low	950	27.0	21.0	-	26.50	19.1	-	-	-	3.54	-
TH16B4821S	TL9E080C16UH11	21.0	CF/CM64D	High	1400	48.0	35.6	16.25	9.75	46.5	29.6	9.75	8.15	3.30	2.70
				Med	950	33.0	24.6	-	15.45	-	-	-	-	-	-
				Low	950	27.2	22.4	-	26.90	20.8	-	-	-	4.14	-
TH16B4821S	TL9E100C20UH11	21.0	CF/CM48C	High	1400	47.0	35.0	16.00	9.75	48.0	28.4	9.50	7.75	3.18	2.54
				Med	1175	33.8	27.8	-	15.20	-	-	-	-	-	-
				Low	1175	28.0	25.4	-	25.90	22.4	-	-	-	4.20	-
TH16B4821S	TL9E100C20UH11	21.0	CF/CM48D	High	1625	46.5	35.0	16.25	9.25	48.0	28.6	9.50	7.70	3.08	2.48
				Med	1200	34.0	27.8	-	15.35	-	-	-	-	-	-
				Low	1200	28.2	25.6	-	26.35	22.4	-	-	-	4.24	-

SYSTEM CAPACITY - With High Efficiency Motor Furnaces¹ (Continued)

UNIT MODEL	FURNACE		COIL MODEL ²	Stage	COOLING					HEATING					
	MODEL	WIDTH			RATED CFM	NET MBH		SEER	EER	NET MBH		HSPF IV	HSPF V	COP	
						TOTAL	SENS.			47°F OD	17°F OD			47°F OD	17°F OD
TH16B4821S	TL9E100C20UH11	21.0	CF/CM60C	High	1600	47.5	37.4	15.75	9.50	46.5	27.8	9.00	7.30	3.16	2.44
				Med	1175	33.4	26.8	-	15.10	-	-	-	-	-	-
				Low	1175	27.6	23.8	-	25.70	19.8	-	-	-	3.68	-
TH16B4821S	TL9E100C20UH11	21.0	CF/CM60D	High	1625	47.5	37.6	16.00	9.50	46.5	27.8	9.00	7.35	3.18	2.46
				Med	1200	33.6	27.4	-	15.15	-	-	-	-	-	-
				Low	1200	27.8	23.8	-	25.90	19.8	-	-	-	3.70	-
TH16B4821S	TL9E100C20UH11	21.0	CF/CM64D	High	1600	48.0	37.6	16.25	9.75	47.5	30.4	10.00	8.35	3.40	2.74
				Med	1175	34.0	27.8	-	15.50	-	-	-	-	-	-
				Low	1175	27.8	25.2	-	26.20	21.4	-	-	-	4.24	-
TH16B4821S	TM8E080B12MP11	17.5	CF/CM48C	High	1225	45.5	32.2	16.25	9.50	48.0	28.0	9.25	7.55	3.04	2.48
				Med	800	32.0	22.4	-	15.10	-	-	-	-	-	-
				Low	800	27.2	20.6	-	27.40	22.0	-	-	-	4.00	-
TH16B4821S	TM8E080B12MP11	17.5	CF/CM60C	High	1325	46.0	33.8	15.75	9.25	46.0	26.4	8.50	6.90	3.00	2.32
				Med	950	32.4	24.2	-	14.80	-	-	-	-	-	-
				Low	950	27.0	21.0	-	25.75	19.2	-	-	-	3.50	-
TH16B4821S	TM8E080C16MP11	21.0	CF/CM48C	High	1575	46.0	34.2	16.50	9.25	48.0	28.6	9.25	7.55	3.04	2.44
				Med	875	32.6	23.6	-	15.40	-	-	-	-	-	-
				Low	875	27.4	21.6	-	27.75	22.0	-	-	-	4.12	-
TH16B4821S	TM8E080C16MP11	21.0	CF/CM48D	High	1275	46.5	33.4	16.50	9.75	48.0	27.8	9.25	7.50	3.10	2.52
				Med	875	32.6	23.6	-	15.35	-	-	-	-	-	-
				Low	875	27.4	21.6	-	27.70	22.0	-	-	-	4.10	-
TH16B4821S	TM8E080C16MP11	21.0	CF/CM60D	High	1600	47.5	37.4	16.00	9.50	46.5	27.8	9.00	7.40	3.16	2.44
				Med	900	32.2	23.6	-	15.20	-	-	-	-	-	-
				Low	900	27.0	20.8	-	27.30	18.8	-	-	-	3.58	-
TH16B4821S	TM8E080C16MP11	21.0	CF/CM64D	High	1575	48.0	37.2	16.50	9.75	47.5	30.6	10.00	8.45	3.36	2.72
				Med	875	32.8	23.8	-	15.65	-	-	-	-	-	-
				Low	875	27.2	21.4	-	27.75	20.6	-	-	-	4.14	-
TH16B4821S	TM8E080C20MP11	21.0	CF/CM60C	High	1550	47.5	36.4	15.50	9.50	46.5	27.4	9.00	7.35	3.16	2.44
				Med	1275	33.8	27.4	-	14.90	-	-	-	-	-	-
				Low	1275	27.6	24.2	-	24.70	20.2	-	-	-	3.68	-
TH16B4821S	TM8E080C20MP11	21.0	CF/CM60D	High	1775	48.0	39.0	15.75	9.50	46.5	27.6	9.00	7.30	3.06	2.36
				Med	1325	34.0	27.8	-	15.10	-	-	-	-	-	-
				Low	1325	27.6	24.8	-	24.95	20.2	-	-	-	3.76	-
TH16B4821S	TM8E100B12MP11	17.5	CF/CM48C	High	1225	46.0	32.8	16.25	9.50	48.0	27.8	9.25	7.50	3.04	2.48
				Med	875	32.6	23.6	-	15.15	-	-	-	-	-	-
				Low	875	27.4	21.6	-	27.00	22.0	-	-	-	4.04	-

SYSTEM CAPACITY - With High Efficiency Motor Furnaces¹ (Continued)

UNIT MODEL	FURNACE		COIL MODEL ²	Stage	COOLING					HEATING					
	MODEL	WIDTH			RATED CFM	NET MBH		SEER	EER	NET MBH		HSPF IV	HSPF V	COP	
						TOTAL	SENS.			47°F OD	17°F OD			47°F OD	17°F OD
TH16B4821S	TM8E100B12MP11	17.5	CF/CM60C	High	1225	45.5	32.4	15.75	9.50	46.0	25.4	8.50	6.85	2.98	2.26
				Med	875	31.8	23.0	-	14.85	-	-	-	-	-	-
				Low	875	26.8	20.2	-	26.35	18.7	-	-	-	3.42	-
TH16B4821S	TM8E100C16MP11	21.0	CF/CM48C	High	1300	47.0	34.0	16.50	9.75	48.0	28.0	9.25	7.55	3.14	2.54
				Med	850	32.4	23.2	-	15.35	-	-	-	-	-	-
				Low	850	27.4	21.2	-	27.85	22.0	-	-	-	4.08	-
TH16B4821S	TM8E100C16MP11	21.0	CF/CM48D	High	1300	47.0	34.0	16.50	9.75	48.0	28.0	9.25	7.55	3.14	2.54
				Med	850	32.4	23.2	-	15.35	-	-	-	-	-	-
				Low	850	27.4	21.2	-	27.85	22.0	-	-	-	4.08	-
TH16B4821S	TM8E100C16MP11	21.0	CF/CM60C	High	1275	46.0	33.0	16.00	9.75	46.0	25.8	8.50	6.85	3.04	2.34
				Med	975	32.6	24.6	-	15.00	-	-	-	-	-	-
				Low	975	27.2	21.4	-	26.35	19.2	-	-	-	3.54	-
TH16B4821S	TM8E100C16MP11	21.0	CF/CM60D	High	1600	47.5	37.4	16.00	9.50	46.5	27.8	8.75	7.15	3.16	2.44
				Med	875	32.0	23.2	-	15.20	-	-	-	-	-	-
				Low	875	27.0	20.4	-	27.40	18.6	-	-	-	3.44	-
TH16B4821S	TM8E100C16MP11	21.0	CF/CM64D	High	1575	48.0	37.2	16.50	9.75	47.5	30.6	10.00	8.40	3.36	2.70
				Med	875	32.8	23.8	-	15.70	-	-	-	-	-	-
				Low	875	27.2	21.4	-	27.90	20.6	-	-	-	4.14	-
TH16B4821S	TM8E100C20MP11	21.0	CF/CM60C	High	1500	47.0	35.6	15.50	9.50	46.0	27.2	9.00	7.30	3.14	2.44
				Med	1275	33.6	27.2	-	14.90	-	-	-	-	-	-
				Low	1275	27.6	24.2	-	24.50	20.0	-	-	-	3.68	-
TH16B4821S	TM8E100C20MP11	21.0	CF/CM60D	High	1550	47.5	36.4	15.50	9.75	46.5	27.4	9.00	7.35	3.18	2.46
				Med	1300	33.8	27.6	-	15.00	-	-	-	-	-	-
				Low	1300	27.8	24.4	-	24.90	20.2	-	-	-	3.70	-
TH16B4821S	TM8E120C16MP11	21.0	CF/CM48C	High	1300	47.0	34.0	16.50	9.75	48.0	28.0	9.50	7.80	3.14	2.54
				Med	875	32.6	23.6	-	15.45	-	-	-	-	-	-
				Low	875	27.4	21.6	-	27.75	22.0	-	-	-	4.12	-
TH16B4821S	TM8E120C16MP11	21.0	CF/CM48D	High	1300	47.0	34.0	16.50	9.75	48.0	28.0	9.50	7.80	3.14	2.54
				Med	875	32.6	23.6	-	15.45	-	-	-	-	-	-
				Low	875	27.4	21.6	-	27.80	22.0	-	-	-	4.12	-
TH16B4821S	TM8E120C16MP11	21.0	CF/CM60D	High	1600	47.5	37.4	16.25	9.50	46.5	27.8	9.00	7.35	3.16	2.44
				Med	900	32.2	23.6	-	15.25	-	-	-	-	-	-
				Low	900	27.0	20.8	-	27.35	18.8	-	-	-	3.58	-
TH16B4821S	TM8E120C16MP11	21.0	CF/CM64D	High	1575	48.0	37.2	16.50	9.75	47.5	30.4	10.00	8.40	3.36	2.72
				Med	875	32.8	23.8	-	15.70	-	-	-	-	-	-
				Low	875	27.2	21.4	-	27.90	20.6	-	-	-	4.14	-

SYSTEM CAPACITY - With High Efficiency Motor Furnaces¹ (Continued)

UNIT MODEL	FURNACE		COIL MODEL ²	Stage	COOLING					HEATING					
	MODEL	WIDTH			RATED CFM	NET MBH		SEER	EER	NET MBH		HSPF IV	HSPF V	COP	
						TOTAL	SENS.			47°F OD	17°F OD			47°F OD	17°F OD
TH16B4821S	TM8E120C20MP11	21.0	CF/CM60C	High	1500	47.5	36.2	15.25	9.75	46.0	27.2	9.00	7.35	3.14	2.44
				Med	1300	33.8	27.6	-	14.80	-	-	-	-	-	-
				Low	1300	27.6	24.6	-	24.15	20.2	-	-	-	-	3.66
TH16B4821S	TM8E120C20MP11	21.0	CF/CM60D	High	1525	47.5	36.2	15.50	9.75	46.0	27.2	9.00	7.35	3.16	2.46
				Med	1325	33.8	27.6	-	14.90	-	-	-	-	-	-
				Low	1325	27.4	24.6	-	24.25	20.2	-	-	-	-	3.68
TH16B4821S	TM8E130D20MP11	24.5	CF/CM60D	High	1650	47.5	37.2	15.50	9.50	46.5	27.8	9.00	7.30	3.20	2.46
				Med	1350	34.0	28.0	-	14.95	-	-	-	-	-	-
				Low	1350	27.8	25.2	-	24.65	20.2	-	-	-	-	3.72
TH16B4821S	TM8V080B12MP12C	17.5	CF/CM48C	High	1200	45.5	32.0	15.75	9.25	48.0	28.2	9.00	7.05	3.02	2.42
				Med	800	32.0	22.4	-	14.75	-	-	9.00	7.05	-	-
				Low	800	27.2	20.6	-	26.20	22.4	-	-	-	-	4.06
TH16B4821S	TM8V080B12MP12C	17.5	CF/CM60C	High	1200	46.0	32.2	15.75	9.25	48.0	28.4	9.25	7.25	3.06	2.48
				Med	800	32.0	22.4	-	14.85	-	-	9.25	7.25	-	-
				Low	800	26.8	20.2	-	26.05	22.0	-	-	-	-	4.04
TH16B4821S	TM8V080B12MP12C	17.5	CF48CBCA1	High	1200	45.5	32.0	15.75	9.25	48.0	28.2	9.00	7.05	3.02	2.42
				Med	800	32.0	22.4	-	14.75	-	-	9.00	7.05	-	-
				Low	800	27.2	20.6	-	26.20	22.4	-	-	-	-	4.06
TH16B4821S	TM8V080C16MP12C	21.0	CF/CM48C	High	1275	46.0	33.2	16.25	9.75	48.0	28.0	9.25	7.10	3.14	2.52
				Med	850	32.4	23.2	-	15.20	-	-	9.25	7.10	-	-
				Low	850	27.4	21.0	-	27.35	22.4	-	-	-	-	4.18
TH16B4821S	TM8V080C16MP12C	21.0	CF/CM48D	High	1275	46.5	33.4	16.25	9.75	48.0	28.0	9.25	7.10	3.14	2.52
				Med	850	32.4	23.2	-	15.20	-	-	9.25	7.10	-	-
				Low	850	27.4	21.0	-	27.40	22.4	-	-	-	-	4.20
TH16B4821S	TM8V080C16MP12C	21.0	CF/CM60C	High	1275	47.0	33.6	16.00	9.75	47.5	28.2	9.25	7.30	3.16	2.56
				Med	850	32.4	23.2	-	15.25	-	-	9.25	7.30	-	-
				Low	850	27.2	21.2	-	27.15	22.0	-	-	-	-	4.16
TH16B4821S	TM8V080C16MP12C	21.0	CF/CM60D	High	1275	47.0	33.6	16.25	9.75	47.5	28.2	9.25	7.35	3.18	2.58
				Med	850	32.4	23.2	-	15.30	-	-	9.25	7.35	-	-
				Low	850	27.2	21.2	-	27.30	22.0	-	-	-	-	4.18
TH16B4821S	TM8V080C16MP12C	21.0	CF/CM64D	High	1275	47.5	34.0	16.00	10.00	46.5	29.0	9.50	7.70	3.30	2.70
				Med	850	32.6	23.4	-	15.40	-	-	9.50	7.70	-	-
				Low	850	27.0	21.2	-	27.15	21.0	-	-	-	-	4.16
TH16B4821S	TM8V080C16MP12C	21.0	CF48CBCA1	High	1275	46.0	33.2	16.25	9.75	48.0	28.0	9.25	7.10	3.14	2.52
				Med	850	32.4	23.2	-	15.20	-	-	9.25	7.10	-	-
				Low	850	27.4	21.0	-	27.35	22.4	-	-	-	-	4.18

SYSTEM CAPACITY - With High Efficiency Motor Furnaces¹ (Continued)

UNIT MODEL	FURNACE		COIL MODEL ²	Stage	COOLING					HEATING					
	MODEL	WIDTH			RATED CFM	NET MBH		SEER	EER	NET MBH		HSPF IV	HSPF V	COP	
						TOTAL	SENS.			47°F OD	17°F OD			47°F OD	17°F OD
TH16B4821S	TM8V100C16MP12C	21.0	CF/CM48C	High	1275	46.0	33.2	16.25	9.75	48.0	28.0	9.25	7.10	3.14	2.52
				Med	850	32.4	23.2	-	15.20	-	-	9.25	7.10	-	-
				Low	850	27.4	21.0	-	27.35	22.4	-	-	-	4.18	-
TH16B4821S	TM8V100C16MP12C	21.0	CF/CM48D	High	1275	46.5	33.4	16.25	9.75	48.0	28.0	9.25	7.10	3.14	2.52
				Med	850	32.4	23.2	-	15.20	-	-	9.25	7.10	-	-
				Low	850	27.4	21.0	-	27.40	22.4	-	-	-	4.20	-
TH16B4821S	TM8V100C16MP12C	21.0	CF/CM60C	High	1275	47.0	33.6	16.00	9.75	47.5	28.2	9.25	7.30	3.16	2.56
				Med	850	32.4	23.2	-	15.25	-	-	9.25	7.30	-	-
				Low	850	27.2	21.2	-	27.15	22.0	-	-	-	4.16	-
TH16B4821S	TM8V100C16MP12C	21.0	CF/CM60D	High	1275	47.0	33.6	16.25	9.75	47.5	28.2	9.25	7.35	3.18	2.58
				Med	850	32.4	23.2	-	15.30	-	-	9.25	7.35	-	-
				Low	850	27.2	21.2	-	27.30	22.0	-	-	-	4.18	-
TH16B4821S	TM8V100C16MP12C	21.0	CF/CM64D	High	1275	47.5	34.0	16.00	10.00	46.5	29.0	9.50	7.70	3.30	2.70
				Med	850	32.6	23.4	-	15.40	-	-	9.50	7.70	-	-
				Low	850	27.0	21.2	-	27.15	21.0	-	-	-	4.16	-
TH16B4821S	TM8V100C16MP12C	21.0	CF48CBCA1	High	1275	46.0	33.2	16.25	9.75	48.0	28.0	9.25	7.10	3.14	2.52
				Med	850	32.4	23.2	-	15.20	-	-	9.25	7.10	-	-
				Low	850	27.4	21.0	-	27.35	22.4	-	-	-	4.18	-
TH16B4821S	TM8V100C20MP12C	21.0	CF/CM48C	High	1325	46.5	33.8	16.50	9.75	48.0	28.0	9.25	7.05	3.18	2.54
				Med	875	32.6	23.6	-	15.35	-	-	9.25	7.05	-	-
				Low	875	27.4	21.4	-	27.75	22.4	-	-	-	4.24	-
TH16B4821S	TM8V100C20MP12C	21.0	CF/CM48D	High	1375	47.0	34.6	16.50	9.75	48.0	28.2	9.50	7.50	3.20	2.58
				Med	900	32.8	24.0	-	15.40	-	-	9.50	7.50	-	-
				Low	900	27.4	21.8	-	27.50	22.4	-	-	-	4.26	-
TH16B4821S	TM8V100C20MP12C	21.0	CF/CM60C	High	1325	47.5	34.6	16.50	10.00	47.5	28.2	9.50	7.50	3.22	2.60
				Med	875	32.6	23.6	-	15.40	-	-	9.50	7.50	-	-
				Low	875	27.4	21.4	-	27.70	22.0	-	-	-	4.22	-
TH16B4821S	TM8V100C20MP12C	21.0	CF/CM60D	High	1325	47.5	34.6	16.50	10.00	47.5	28.2	9.50	7.50	3.24	2.60
				Med	875	32.6	23.6	-	15.45	-	-	9.50	7.50	-	-
				Low	875	27.4	21.4	-	27.85	22.0	-	-	-	4.22	-
TH16B4821S	TM8V100C20MP12C	21.0	CF/CM64D	High	1225	47.5	33.4	16.50	10.00	46.0	28.6	9.50	7.65	3.30	2.72
				Med	850	32.6	23.4	-	15.55	-	-	9.50	7.65	-	-
				Low	850	27.0	21.0	-	27.65	20.8	-	-	-	4.18	-
TH16B4821S	TM8V100C20MP12C	21.0	CF48CBCA1	High	1325	46.5	33.8	16.50	9.75	48.0	28.0	9.25	7.05	3.18	2.54
				Med	875	32.6	23.6	-	15.35	-	-	9.25	7.05	-	-
				Low	875	27.4	21.4	-	27.75	22.4	-	-	-	4.24	-

SYSTEM CAPACITY - With High Efficiency Motor Furnaces¹ (Continued)

UNIT MODEL	FURNACE		COIL MODEL ²	Stage	COOLING					HEATING					
	MODEL	WIDTH			RATED CFM	NET MBH		SEER	EER	NET MBH		HSPF IV	HSPF V	COP	
						TOTAL	SENS.			47°F OD	17°F OD			47°F OD	17°F OD
TH16B4821S	TM8V120C20MP12C	21.0	CF/CM48C	High	1325	46.5	33.8	16.50	9.75	48.0	28.0	9.25	7.05	3.18	2.54
				Med	875	32.6	23.6	-	15.35	-	-	9.25	7.05	-	-
				Low	875	27.4	21.4	-	27.75	22.4	-	-	-	-	4.24
TH16B4821S	TM8V120C20MP12C	21.0	CF/CM48D	High	1375	47.0	34.6	16.50	9.75	48.0	28.2	9.50	7.50	3.20	2.58
				Med	900	32.8	24.0	-	15.40	-	-	9.50	7.50	-	-
				Low	900	27.4	21.8	-	27.50	22.4	-	-	-	-	4.26
TH16B4821S	TM8V120C20MP12C	21.0	CF/CM60C	High	1325	47.5	34.6	16.50	10.00	47.5	28.2	9.50	7.50	3.22	2.60
				Med	875	32.6	23.6	-	15.40	-	-	9.50	7.50	-	-
				Low	875	27.4	21.4	-	27.70	22.0	-	-	-	-	4.22
TH16B4821S	TM8V120C20MP12C	21.0	CF/CM60D	High	1325	47.5	34.6	16.50	10.00	47.5	28.2	9.50	7.50	3.24	2.60
				Med	875	32.6	23.6	-	15.45	-	-	9.50	7.50	-	-
				Low	875	27.4	21.4	-	27.85	22.0	-	-	-	-	4.22
TH16B4821S	TM8V120C20MP12C	21.0	CF/CM64D	High	1225	47.5	33.4	16.50	10.00	46.0	28.6	9.50	7.65	3.30	2.72
				Med	850	32.6	23.4	-	15.55	-	-	9.50	7.65	-	-
				Low	850	27.0	21.0	-	27.65	20.8	-	-	-	-	4.18
TH16B4821S	TM8V120C20MP12C	21.0	CF48CBCA1	High	1325	46.5	33.8	16.50	9.75	48.0	28.0	9.25	7.05	3.18	2.54
				Med	875	32.6	23.6	-	15.35	-	-	9.25	7.05	-	-
				Low	875	27.4	21.4	-	27.75	22.4	-	-	-	-	4.24
TH16B4821S	TM8X080C16MP11	21.0	CF/CM48C	High	1550	46.0	34.0	16.50	9.25	48.0	28.6	9.25	7.55	3.04	2.44
				Med	825	32.4	23.0	-	15.50	-	-	9.25	7.55	-	-
				Low	825	27.4	21.0	-	28.50	21.8	-	-	-	-	4.10
TH16B4821S	TM8X080C16MP11	21.0	CF/CM48D	High	1575	46.0	34.2	16.50	9.25	48.0	28.6	9.25	7.55	3.04	2.46
				Med	825	32.4	23.0	-	15.50	-	-	9.25	7.55	-	-
				Low	825	27.4	21.0	-	28.45	21.8	-	-	-	-	4.10
TH16B4821S	TM8X080C16MP11	21.0	CF/CM60C	High	1375	47.5	35.0	16.50	9.75	47.5	28.4	9.50	7.85	3.20	2.58
				Med	800	32.2	22.6	-	15.45	-	-	9.50	7.85	-	-
				Low	800	27.0	20.4	-	28.15	21.4	-	-	-	-	4.08
TH16B4821S	TM8X080C16MP11	21.0	CF/CM60D	High	1400	47.5	35.2	16.50	9.75	47.5	28.6	9.50	7.85	3.22	2.60
				Med	825	32.2	22.8	-	15.50	-	-	9.50	7.85	-	-
				Low	825	27.2	21.2	-	28.25	21.4	-	-	-	-	4.12
TH16B4821S	TM8X080C16MP11	21.0	CF/CM64D	High	1375	48.0	35.2	16.50	9.75	46.5	29.4	9.50	7.90	3.32	2.72
				Med	800	32.4	22.8	-	15.60	-	-	9.50	7.90	-	-
				Low	800	27.0	20.6	-	28.20	20.2	-	-	-	-	4.08
TH16B4821S	TM8X080C16MP11	21.0	CF48CBCA1	High	1550	46.0	34.0	16.50	9.25	48.0	28.6	9.25	7.55	3.04	2.44
				Med	825	32.4	23.0	-	15.50	-	-	9.25	7.55	-	-
				Low	825	27.4	21.0	-	28.50	21.8	-	-	-	-	4.10

SYSTEM CAPACITY - With High Efficiency Motor Furnaces¹ (Continued)

UNIT MODEL	FURNACE		COIL MODEL ²	Stage	COOLING					HEATING					
	MODEL	WIDTH			RATED CFM	NET MBH		SEER	EER	NET MBH		HSPF IV	HSPF V	COP	
						TOTAL	SENS.			47°F OD	17°F OD			47°F OD	17°F OD
TH16B4821S	TM8X100C16MP11	21.0	CF/CM48C	High	1550	46.0	34.0	16.50	9.25	48.0	28.6	9.25	7.55	3.04	2.44
				Med	825	32.4	23.0	-	15.50	-	-	9.25	7.55	-	-
				Low	825	27.4	21.0	-	28.50	21.8	-	-	-	4.10	-
TH16B4821S	TM8X100C16MP11	21.0	CF/CM48D	High	1575	46.0	34.2	16.50	9.25	48.0	28.6	9.25	7.55	3.04	2.46
				Med	825	32.4	23.0	-	15.50	-	-	9.25	7.55	-	-
				Low	825	27.4	21.0	-	28.45	21.8	-	-	-	4.10	-
TH16B4821S	TM8X100C16MP11	21.0	CF/CM60C	High	1375	47.5	35.0	16.50	9.75	47.5	28.4	9.50	7.85	3.20	2.58
				Med	800	32.2	22.6	-	15.45	-	-	9.50	7.85	-	-
				Low	800	27.0	20.4	-	28.15	21.4	-	-	-	4.08	-
TH16B4821S	TM8X100C16MP11	21.0	CF/CM60D	High	1400	47.5	35.2	16.50	9.75	47.5	28.6	9.50	7.85	3.22	2.60
				Med	825	32.2	22.8	-	15.50	-	-	9.50	7.85	-	-
				Low	825	27.2	21.2	-	28.25	21.4	-	-	-	4.12	-
TH16B4821S	TM8X100C16MP11	21.0	CF/CM64D	High	1375	48.0	35.2	16.50	9.75	46.5	29.4	9.50	7.90	3.32	2.72
				Med	800	32.4	22.8	-	15.60	-	-	9.50	7.90	-	-
				Low	800	27.0	20.6	-	28.20	20.2	-	-	-	4.08	-
TH16B4821S	TM8X100C16MP11	21.0	CF48CBCA1	High	1550	46.0	34.0	16.50	9.25	48.0	28.6	9.25	7.55	3.04	2.44
				Med	825	32.4	23.0	-	15.50	-	-	9.25	7.55	-	-
				Low	825	27.4	21.0	-	28.50	21.8	-	-	-	4.10	-
TH16B4821S	TM8X100C20MP11	21.0	CF/CM48C	High	1375	47.0	34.6	16.50	9.75	48.0	28.2	9.50	7.75	3.18	2.56
				Med	1050	33.4	25.8	-	15.45	-	-	9.50	7.75	-	-
				Low	1050	27.6	23.8	-	27.00	22.2	-	-	-	4.22	-
TH16B4821S	TM8X100C20MP11	21.0	CF/CM48D	High	1575	46.5	34.6	16.50	9.50	48.0	28.4	9.50	7.75	3.08	2.48
				Med	1075	33.6	26.4	-	15.50	-	-	9.50	7.75	-	-
				Low	1075	28.0	24.4	-	27.30	22.2	-	-	-	4.24	-
TH16B4821S	TM8X100C20MP11	21.0	CF/CM60C	High	1375	47.5	35.0	16.50	9.75	47.5	28.4	9.50	7.80	3.22	2.60
				Med	1050	33.4	25.6	-	15.45	-	-	9.50	7.80	-	-
				Low	1050	27.8	23.8	-	27.05	22.0	-	-	-	4.22	-
TH16B4821S	TM8X100C20MP11	21.0	CF/CM60D	High	1600	48.0	37.6	16.50	9.75	48.0	29.2	9.50	7.80	3.30	2.62
				Med	1075	33.6	26.2	-	15.60	-	-	9.50	7.80	-	-
				Low	1075	27.8	23.8	-	27.35	22.0	-	-	-	4.26	-
TH16B4821S	TM8X100C20MP11	21.0	CF/CM64D	High	1375	48.0	35.4	16.50	9.75	46.0	29.2	9.75	8.15	3.34	2.74
				Med	1050	33.6	26.2	-	15.70	-	-	9.75	8.15	-	-
				Low	1050	27.6	23.8	-	27.10	21.0	-	-	-	4.24	-
TH16B4821S	TM8X100C20MP11	21.0	CF48CBCA1	High	1375	47.0	34.6	16.50	9.75	48.0	28.2	9.50	7.75	3.18	2.56
				Med	1050	33.4	25.8	-	15.45	-	-	9.50	7.75	-	-
				Low	1050	27.6	23.8	-	27.00	22.2	-	-	-	4.22	-

SYSTEM CAPACITY - With High Efficiency Motor Furnaces¹ (Continued)

UNIT MODEL	FURNACE		COIL MODEL ²	Stage	COOLING					HEATING					
	MODEL	WIDTH			RATED CFM	NET MBH		SEER	EER	NET MBH		HSPF IV	HSPF V	COP	
						TOTAL	SENS.			47°F OD	17°F OD			47°F OD	17°F OD
TH16B4821S	TM8X120C20MP11	21.0	CF/CM48C	High	1375	47.0	34.6	16.50	9.75	48.0	28.2	9.50	7.75	3.18	2.56
				Med	1050	33.4	25.8	-	15.45	-	-	9.50	7.75	-	-
				Low	1050	27.6	23.8	-	27.00	22.2	-	-	-	-	4.22
TH16B4821S	TM8X120C20MP11	21.0	CF/CM48D	High	1575	46.5	34.6	16.50	9.50	48.0	28.4	9.50	7.75	3.08	2.48
				Med	1075	33.6	26.4	-	15.50	-	-	9.50	7.75	-	-
				Low	1075	28.0	24.4	-	27.30	22.2	-	-	-	-	4.24
TH16B4821S	TM8X120C20MP11	21.0	CF/CM60C	High	1375	47.5	35.0	16.50	9.75	47.5	28.4	9.50	7.80	3.22	2.60
				Med	1050	33.4	25.6	-	15.45	-	-	9.50	7.80	-	-
				Low	1050	27.8	23.8	-	27.05	22.0	-	-	-	-	4.22
TH16B4821S	TM8X120C20MP11	21.0	CF/CM60D	High	1600	48.0	37.6	16.50	9.75	48.0	29.2	9.50	7.80	3.30	2.62
				Med	1075	33.6	26.2	-	15.60	-	-	9.50	7.80	-	-
				Low	1075	27.8	23.8	-	27.35	22.0	-	-	-	-	4.26
TH16B4821S	TM8X120C20MP11	21.0	CF/CM64D	High	1375	48.0	35.4	16.50	9.75	46.0	29.2	9.75	8.15	3.34	2.74
				Med	1050	33.6	26.2	-	15.70	-	-	9.75	8.15	-	-
				Low	1050	27.6	23.8	-	27.10	21.0	-	-	-	-	4.24
TH16B4821S	TM8X120C20MP11	21.0	CF48CBCA1	High	1375	47.0	34.6	16.50	9.75	48.0	28.2	9.50	7.75	3.18	2.56
				Med	1050	33.4	25.8	-	15.45	-	-	9.50	7.75	-	-
				Low	1050	27.6	23.8	-	27.00	22.2	-	-	-	-	4.22
TH16B4821S	TM8Y080C16MP11	21.0	CF/CM48C	High	1550	46.0	34.0	16.50	9.25	48.0	28.6	9.25	7.55	3.04	2.44
				Med	825	32.4	23.0	-	15.50	-	-	9.25	7.55	-	-
				Low	825	27.4	21.0	-	28.50	21.8	-	-	-	-	4.10
TH16B4821S	TM8Y080C16MP11	21.0	CF/CM48D	High	1575	46.0	34.2	16.50	9.25	48.0	28.6	9.25	7.55	3.04	2.46
				Med	825	32.4	23.0	-	15.50	-	-	9.25	7.55	-	-
				Low	825	27.4	21.0	-	28.45	21.8	-	-	-	-	4.10
TH16B4821S	TM8Y080C16MP11	21.0	CF/CM60C	High	1375	47.5	35.0	16.50	9.75	47.5	28.4	9.50	7.85	3.20	2.58
				Med	800	32.2	22.6	-	15.45	-	-	9.50	7.85	-	-
				Low	800	27.0	20.4	-	28.15	21.4	-	-	-	-	4.08
TH16B4821S	TM8Y080C16MP11	21.0	CF/CM60D	High	1400	47.5	35.2	16.50	9.75	47.5	28.6	9.50	7.85	3.22	2.60
				Med	825	32.2	22.8	-	15.50	-	-	9.50	7.85	-	-
				Low	825	27.2	21.2	-	28.25	21.4	-	-	-	-	4.12
TH16B4821S	TM8Y080C16MP11	21.0	CF/CM64D	High	1375	48.0	35.2	16.50	9.75	46.5	29.4	9.50	7.90	3.32	2.72
				Med	800	32.4	22.8	-	15.60	-	-	9.50	7.90	-	-
				Low	800	27.0	20.6	-	28.20	20.2	-	-	-	-	4.08
TH16B4821S	TM8Y080C16MP11	21.0	CF48CBCA1	High	1550	46.0	34.0	16.50	9.25	48.0	28.6	9.25	7.55	3.04	2.44
				Med	825	32.4	23.0	-	15.50	-	-	9.25	7.55	-	-
				Low	825	27.4	21.0	-	28.50	21.8	-	-	-	-	4.10

SYSTEM CAPACITY - With High Efficiency Motor Furnaces¹ (Continued)

UNIT MODEL	FURNACE		COIL MODEL ²	Stage	COOLING					HEATING					
	MODEL	WIDTH			RATED CFM	NET MBH		SEER	EER	NET MBH		HSPF IV	HSPF V	COP	
						TOTAL	SENS.			47°F OD	17°F OD			47°F OD	17°F OD
TH16B4821S	TM8Y100C16MP11	21.0	CF/CM48C	High	1550	46.0	34.0	16.50	9.25	48.0	28.6	9.25	7.55	3.04	2.44
				Med	825	32.4	23.0	-	15.50	-	-	9.25	7.55	-	-
				Low	825	27.4	21.0	-	28.50	21.8	-	-	-	4.10	-
TH16B4821S	TM8Y100C16MP11	21.0	CF/CM48D	High	1575	46.0	34.2	16.50	9.25	48.0	28.6	9.25	7.55	3.04	2.46
				Med	825	32.4	23.0	-	15.50	-	-	9.25	7.55	-	-
				Low	825	27.4	21.0	-	28.45	21.8	-	-	-	4.10	-
TH16B4821S	TM8Y100C16MP11	21.0	CF/CM60C	High	1375	47.5	35.0	16.50	9.75	47.5	28.4	9.50	7.85	3.20	2.58
				Med	800	32.2	22.6	-	15.45	-	-	9.50	7.85	-	-
				Low	800	27.0	20.4	-	28.15	21.4	-	-	-	4.08	-
TH16B4821S	TM8Y100C16MP11	21.0	CF/CM60D	High	1400	47.5	35.2	16.50	9.75	47.5	28.6	9.50	7.85	3.22	2.60
				Med	825	32.2	22.8	-	15.50	-	-	9.50	7.85	-	-
				Low	825	27.2	21.2	-	28.25	21.4	-	-	-	4.12	-
TH16B4821S	TM8Y100C16MP11	21.0	CF/CM64D	High	1375	48.0	35.2	16.50	9.75	46.5	29.4	9.50	7.90	3.32	2.72
				Med	800	32.4	22.8	-	15.60	-	-	9.50	7.90	-	-
				Low	800	27.0	20.6	-	28.20	20.2	-	-	-	4.08	-
TH16B4821S	TM8Y100C16MP11	21.0	CF48CBCA1	High	1550	46.0	34.0	16.50	9.25	48.0	28.6	9.25	7.55	3.04	2.44
				Med	825	32.4	23.0	-	15.50	-	-	9.25	7.55	-	-
				Low	825	27.4	21.0	-	28.50	21.8	-	-	-	4.10	-
TH16B4821S	TM8Y100C20MP11	21.0	CF/CM48C	High	1375	47.0	34.6	16.50	9.75	48.0	28.2	9.50	7.75	3.18	2.56
				Med	1050	33.4	25.8	-	15.45	-	-	9.50	7.75	-	-
				Low	1050	27.6	23.8	-	27.00	22.2	-	-	-	4.22	-
TH16B4821S	TM8Y100C20MP11	21.0	CF/CM48D	High	1575	46.5	34.6	16.50	9.50	48.0	28.4	9.50	7.75	3.08	2.48
				Med	1075	33.6	26.4	-	15.50	-	-	9.50	7.75	-	-
				Low	1075	28.0	24.4	-	27.30	22.2	-	-	-	4.24	-
TH16B4821S	TM8Y100C20MP11	21.0	CF/CM60C	High	1375	47.5	35.0	16.50	9.75	47.5	28.4	9.50	7.80	3.22	2.60
				Med	1050	33.4	25.6	-	15.45	-	-	9.50	7.80	-	-
				Low	1050	27.8	23.8	-	27.05	22.0	-	-	-	4.22	-
TH16B4821S	TM8Y100C20MP11	21.0	CF/CM60D	High	1600	48.0	37.6	16.50	9.75	48.0	29.2	9.50	7.80	3.30	2.62
				Med	1075	33.6	26.2	-	15.60	-	-	9.50	7.80	-	-
				Low	1075	27.8	23.8	-	27.35	22.0	-	-	-	4.26	-
TH16B4821S	TM8Y100C20MP11	21.0	CF/CM64D	High	1375	48.0	35.4	16.50	9.75	46.0	29.2	9.75	8.15	3.34	2.74
				Med	1050	33.6	26.2	-	15.70	-	-	9.75	8.15	-	-
				Low	1050	27.6	23.8	-	27.10	21.0	-	-	-	4.24	-
TH16B4821S	TM8Y100C20MP11	21.0	CF48CBCA1	High	1375	47.0	34.6	16.50	9.75	48.0	28.2	9.50	7.75	3.18	2.56
				Med	1050	33.4	25.8	-	15.45	-	-	9.50	7.75	-	-
				Low	1050	27.6	23.8	-	27.00	22.2	-	-	-	4.22	-

SYSTEM CAPACITY - With High Efficiency Motor Furnaces¹ (Continued)

UNIT MODEL	FURNACE		COIL MODEL ²	Stage	COOLING					HEATING					
	MODEL	WIDTH			RATED CFM	NET MBH		SEER	EER	NET MBH		HSPF IV	HSPF V	COP	
						TOTAL	SENS.			47°F OD	17°F OD			47°F OD	17°F OD
TH16B4821S	TM8Y120C20MP11	21.0	CF/CM48C	High	1375	47.0	34.6	16.50	9.75	48.0	28.2	9.50	7.75	3.18	2.56
				Med	1050	33.4	25.8	-	15.45	-	-	9.50	7.75	-	-
				Low	1050	27.6	23.8	-	27.00	22.2	-	-	-	-	4.22
TH16B4821S	TM8Y120C20MP11	21.0	CF/CM48D	High	1575	46.5	34.6	16.50	9.50	48.0	28.4	9.50	7.75	3.08	2.48
				Med	1075	33.6	26.4	-	15.50	-	-	9.50	7.75	-	-
				Low	1075	28.0	24.4	-	27.30	22.2	-	-	-	-	4.24
TH16B4821S	TM8Y120C20MP11	21.0	CF/CM60C	High	1375	47.5	35.0	16.50	9.75	47.5	28.4	9.50	7.80	3.22	2.60
				Med	1050	33.4	25.6	-	15.45	-	-	9.50	7.80	-	-
				Low	1050	27.8	23.8	-	27.05	22.0	-	-	-	-	4.22
TH16B4821S	TM8Y120C20MP11	21.0	CF/CM60D	High	1600	48.0	37.6	16.50	9.75	48.0	29.2	9.50	7.80	3.30	2.62
				Med	1075	33.6	26.2	-	15.60	-	-	9.50	7.80	-	-
				Low	1075	27.8	23.8	-	27.35	22.0	-	-	-	-	4.26
TH16B4821S	TM8Y120C20MP11	21.0	CF/CM64D	High	1375	48.0	35.4	16.50	9.75	46.0	29.2	9.75	8.15	3.34	2.74
				Med	1050	33.6	26.2	-	15.70	-	-	9.75	8.15	-	-
				Low	1050	27.6	23.8	-	27.10	21.0	-	-	-	-	4.24
TH16B4821S	TM8Y120C20MP11	21.0	CF48CBCA1	High	1375	47.0	34.6	16.50	9.75	48.0	28.2	9.50	7.75	3.18	2.56
				Med	1050	33.4	25.8	-	15.45	-	-	9.50	7.75	-	-
				Low	1050	27.6	23.8	-	27.00	22.2	-	-	-	-	4.22
TH16B4821S	TM9E080B12MP11	17.5	CF/CM48C	High	1325	46.5	33.8	16.00	9.25	48.0	28.6	9.25	7.55	3.08	2.48
				Med	750	31.6	21.8	-	15.05	-	-	9.25	7.55	-	-
				Low	750	26.8	19.7	-	27.45	21.8	-	-	-	-	3.98
TH16B4821S	TM9E080B12MP11	17.5	CF/CM60C	High	1325	47.0	34.2	16.00	9.50	48.0	28.8	9.25	7.60	3.12	2.52
				Med	750	31.6	21.8	-	15.05	-	-	9.25	7.60	-	-
				Low	750	26.8	19.6	-	27.35	21.4	-	-	-	-	3.98
TH16B4821S	TM9E080B12MP11	17.5	CF48CBCA1	High	1325	46.5	33.8	16.00	9.25	48.0	28.6	9.25	7.55	3.08	2.48
				Med	750	31.6	21.8	-	15.05	-	-	9.25	7.55	-	-
				Low	750	26.8	19.7	-	27.45	21.8	-	-	-	-	3.98
TH16B4821S	TM9E080B12MP12	17.5	CF/CM48C	High	1325	46.5	33.8	16.00	9.50	48.0	28.6	9.25	7.55	3.08	2.48
				Med	850	32.2	23.2	-	15.10	-	-	-	-	-	-
				Low	850	27.2	21.2	-	26.95	22.0	-	-	-	-	4.04
TH16B4821S	TM9E080B12MP12	17.5	CF/CM60C	High	1325	46.0	33.8	15.50	9.25	46.0	26.4	8.50	6.85	3.00	2.32
				Med	975	32.4	24.4	-	14.70	-	-	-	-	-	-
				Low	975	27.0	21.4	-	25.20	19.3	-	-	-	-	3.48
TH16B4821S	TM9E080C16MP11	21.0	CF/CM48C	High	1375	47.0	34.6	16.00	9.50	48.0	28.6	9.25	7.60	3.12	2.50
				Med	700	31.2	21.0	-	15.05	-	-	9.25	7.60	-	-
				Low	700	26.6	19.1	-	27.90	21.6	-	-	-	-	3.94

SYSTEM CAPACITY - With High Efficiency Motor Furnaces¹ (Continued)

UNIT MODEL	FURNACE		COIL MODEL ²	Stage	COOLING					HEATING					
	MODEL	WIDTH			RATED CFM	NET MBH		SEER	EER	NET MBH		HSPF IV	HSPF V	COP	
						TOTAL	SENS.			47°F OD	17°F OD			47°F OD	17°F OD
TH16B4821S	TM9E080C16MP11	21.0	CF/CM48D	High	1400	47.0	35.0	16.00	9.50	48.0	28.6	9.25	7.60	3.14	2.50
				Med	700	31.2	21.0	-	15.05	-	-	9.25	7.60	-	-
				Low	700	26.6	19.1	-	27.85	21.6	-	-	-	3.94	-
TH16B4821S	TM9E080C16MP11	21.0	CF/CM60C	High	1375	47.0	34.6	16.00	9.50	48.0	28.8	9.25	7.60	3.16	2.54
				Med	700	31.4	21.2	-	15.15	-	-	9.25	7.60	-	-
				Low	700	26.4	19.1	-	27.75	21.4	-	-	-	3.96	-
TH16B4821S	TM9E080C16MP11	21.0	CF/CM60D	High	1400	47.0	35.0	16.00	9.50	48.0	28.8	9.25	7.65	3.16	2.54
				Med	700	31.4	21.2	-	15.15	-	-	9.25	7.65	-	-
				Low	700	26.6	18.9	-	27.85	21.4	-	-	-	3.96	-
TH16B4821S	TM9E080C16MP11	21.0	CF/CM64D	High	1400	48.0	35.6	16.00	9.50	46.5	29.8	9.50	8.00	3.28	2.68
				Med	700	31.4	21.2	-	15.25	-	-	9.50	8.00	-	-
				Low	700	26.4	19.0	-	27.80	20.0	-	-	-	3.94	-
TH16B4821S	TM9E080C16MP11	21.0	CF48CBCA1	High	1375	47.0	34.6	16.00	9.50	48.0	28.6	9.25	7.60	3.12	2.50
				Med	700	31.2	21.0	-	15.05	-	-	9.25	7.60	-	-
				Low	700	26.6	19.1	-	27.90	21.6	-	-	-	3.94	-
TH16B4821S	TM9E080C16MP12	21.0	CF/CM48C	High	1250	46.0	32.8	16.25	9.50	48.0	27.8	9.25	7.55	3.10	2.50
				Med	800	32.2	22.6	-	15.20	-	-	-	-	-	-
				Low	800	27.2	20.6	-	27.65	22.0	-	-	-	4.02	-
TH16B4821S	TM9E080C16MP12	21.0	CF/CM48D	High	1250	46.0	32.8	16.25	9.50	48.0	27.8	9.25	7.55	3.10	2.50
				Med	800	32.2	22.6	-	15.20	-	-	-	-	-	-
				Low	800	27.2	20.6	-	27.65	22.0	-	-	-	4.02	-
TH16B4821S	TM9E080C16MP12	21.0	CF/CM60D	High	1275	46.0	33.0	15.75	9.50	46.0	25.8	8.50	6.85	3.04	2.34
				Med	925	32.2	23.8	-	14.90	-	-	-	-	-	-
				Low	925	27.0	20.8	-	26.15	19.0	-	-	-	3.52	-
TH16B4821S	TM9E080C16MP12	21.0	CF/CM64D	High	1250	47.5	33.8	16.25	9.75	46.0	28.8	9.75	8.20	3.24	2.68
				Med	800	32.2	22.8	-	15.35	-	-	-	-	-	-
				Low	800	26.8	20.4	-	27.45	20.4	-	-	-	4.04	-
TH16B4821S	TM9E080C20MP12	21.0	CF/CM60C	High	1500	47.5	36.2	15.50	9.75	46.0	27.2	9.00	7.35	3.14	2.44
				Med	1250	33.6	27.4	-	14.90	-	-	-	-	-	-
				Low	1250	27.4	23.8	-	24.65	20.0	-	-	-	3.66	-
TH16B4821S	TM9E080C20MP12	21.0	CF/CM60D	High	1775	48.0	39.0	15.75	9.50	47.0	27.6	9.00	7.30	3.06	2.34
				Med	1300	33.8	27.6	-	15.10	-	-	-	-	-	-
				Low	1300	27.6	24.6	-	25.00	20.0	-	-	-	3.72	-
TH16B4821S	TM9E100C16MP11	21.0	CF/CM48C	High	1400	47.0	35.0	16.25	9.50	48.0	28.6	9.25	7.55	3.14	2.52
				Med	750	31.8	22.0	-	15.20	-	-	9.25	7.55	-	-
				Low	750	27.0	19.9	-	27.95	21.8	-	-	-	4.00	-

SYSTEM CAPACITY - With High Efficiency Motor Furnaces¹ (Continued)

UNIT MODEL	FURNACE		COIL MODEL ²	Stage	COOLING					HEATING					
	MODEL	WIDTH			RATED CFM	NET MBH		SEER	EER	NET MBH		HSPF IV	HSPF V	COP	
						TOTAL	SENS.			47°F OD	17°F OD			47°F OD	17°F OD
TH16B4821S	TM9E100C16MP11	21.0	CF/CM48D	High	1400	47.0	35.0	16.25	9.50	48.0	28.6	9.25	7.55	3.14	2.52
				Med	775	32.0	22.2	-	15.30	-	-	9.25	7.55	-	-
				Low	775	27.0	20.0	-	28.15	21.8	-	-	-	-	4.02
TH16B4821S	TM9E100C16MP11	21.0	CF/CM60C	High	1400	47.5	35.2	16.25	9.50	48.0	28.8	9.25	7.60	3.18	2.56
				Med	750	31.6	21.8	-	15.20	-	-	9.25	7.60	-	-
				Low	750	26.8	19.7	-	27.85	21.4	-	-	-	-	4.02
TH16B4821S	TM9E100C16MP11	21.0	CF/CM60D	High	1425	47.5	35.4	16.25	9.50	47.5	28.8	9.25	7.60	3.20	2.56
				Med	775	32.0	22.2	-	15.35	-	-	9.25	7.60	-	-
				Low	775	27.0	20.0	-	28.00	21.4	-	-	-	-	4.06
TH16B4821S	TM9E100C16MP11	21.0	CF/CM64D	High	1400	48.0	35.6	16.25	9.50	46.5	29.6	9.50	8.00	3.30	2.70
				Med	750	31.8	21.8	-	15.40	-	-	9.50	8.00	-	-
				Low	750	26.6	19.7	-	27.90	20.2	-	-	-	-	4.00
TH16B4821S	TM9E100C16MP11	21.0	CF48CBCA1	High	1400	47.0	35.0	16.25	9.50	48.0	28.6	9.25	7.55	3.14	2.52
				Med	750	31.8	22.0	-	15.20	-	-	9.25	7.55	-	-
				Low	750	27.0	19.9	-	27.95	21.8	-	-	-	-	4.00
TH16B4821S	TM9E100C16MP12	21.0	CF/CM48C	High	1250	46.0	32.8	16.25	9.50	48.0	27.8	9.25	7.50	3.10	2.50
				Med	850	32.4	23.2	-	15.20	-	-	-	-	-	-
				Low	850	27.4	21.2	-	27.60	22.0	-	-	-	-	4.06
TH16B4821S	TM9E100C16MP12	21.0	CF/CM48D	High	1275	46.0	33.2	16.25	9.75	48.0	27.8	9.25	7.55	3.10	2.52
				Med	850	32.4	23.2	-	15.20	-	-	-	-	-	-
				Low	850	27.4	21.2	-	27.65	22.0	-	-	-	-	4.06
TH16B4821S	TM9E100C16MP12	21.0	CF/CM60D	High	1600	47.0	37.0	16.00	9.25	47.0	28.0	9.00	7.40	3.12	2.40
				Med	900	32.2	23.6	-	15.15	-	-	-	-	-	-
				Low	900	27.0	20.8	-	27.15	18.8	-	-	-	-	3.56
TH16B4821S	TM9E100C16MP12	21.0	CF/CM64D	High	1250	47.5	33.8	16.50	10.00	46.0	28.8	9.75	8.20	3.26	2.68
				Med	850	32.6	23.4	-	15.50	-	-	-	-	-	-
				Low	850	27.0	21.2	-	27.45	20.4	-	-	-	-	4.08
TH16B4821S	TM9E100C20MP11	21.0	CF/CM48C	High	1350	47.0	34.4	15.75	9.75	48.0	28.4	9.50	7.45	3.18	2.54
				Med	1225	33.6	28.0	-	14.85	-	-	9.50	7.45	-	-
				Low	1225	28.0	25.8	-	24.95	23.2	-	-	-	-	4.28
TH16B4821S	TM9E100C20MP11	21.0	CF/CM48D	High	1350	47.0	34.4	15.75	9.75	48.0	28.2	9.50	7.45	3.18	2.54
				Med	1225	33.6	28.0	-	14.85	-	-	9.50	7.45	-	-
				Low	1225	28.0	25.8	-	25.00	23.2	-	-	-	-	4.30
TH16B4821S	TM9E100C20MP11	21.0	CF/CM60C	High	1325	47.0	34.2	15.75	9.75	48.0	28.4	9.50	7.40	3.20	2.56
				Med	1200	34.0	28.0	-	14.95	-	-	9.50	7.40	-	-
				Low	1200	27.8	25.2	-	24.70	22.8	-	-	-	-	4.24

SYSTEM CAPACITY - With High Efficiency Motor Furnaces¹ (Continued)

UNIT MODEL	FURNACE		COIL MODEL ²	Stage	COOLING					HEATING						
	MODEL	WIDTH			RATED CFM	NET MBH		SEER	EER	NET MBH		HSPF IV	HSPF V	COP		
						TOTAL	SENS.			47°F OD	17°F OD			47°F OD	17°F OD	
TH16B4821S	TM9E100C20MP11	21.0	CF/CM60D	High	1350	47.5	34.8	16.00	9.75	47.5	28.4	9.50	7.45	3.20	2.58	
				Med	1225	34.0	28.2	-	15.05	-	-	9.50	7.45	-	-	
				Low	1225	27.8	25.4	-	24.95	22.8	-	-	-	-	4.26	-
TH16B4821S	TM9E100C20MP11	21.0	CF/CM64D	High	1350	48.0	35.0	16.00	10.00	46.5	29.4	9.75	7.75	3.32	2.72	
				Med	1225	34.2	28.4	-	15.20	-	-	9.75	7.75	-	-	
				Low	1225	27.8	25.6	-	24.90	22.0	-	-	-	-	4.26	-
TH16B4821S	TM9E100C20MP11	21.0	CF48CBCA1	High	1350	47.0	34.4	15.75	9.75	48.0	28.4	9.50	7.45	3.18	2.54	
				Med	1225	33.6	28.0	-	14.85	-	-	9.50	7.45	-	-	
				Low	1225	28.0	25.8	-	24.95	23.2	-	-	-	-	4.28	-
TH16B4821S	TM9E100C20MP12	21.0	CF/CM60C	High	1500	47.5	36.2	15.50	9.75	46.0	27.2	9.00	7.30	3.14	2.44	
				Med	1250	33.6	27.4	-	14.95	-	-	-	-	-	-	-
				Low	1250	27.6	24.0	-	24.75	20.0	-	-	-	-	3.68	-
TH16B4821S	TM9E100C20MP12	21.0	CF/CM60D	High	1550	47.5	36.4	15.75	9.75	46.5	27.4	9.00	7.35	3.18	2.46	
				Med	1275	33.8	27.4	-	15.05	-	-	-	-	-	-	-
				Low	1275	27.8	24.4	-	25.05	20.0	-	-	-	-	3.70	-
TH16B4821S	TM9E120D20MP11	24.5	CF/CM48D	High	1600	46.5	34.8	16.50	9.25	48.0	28.6	9.50	7.75	3.08	2.48	
				Med	1025	33.2	25.6	-	15.55	-	-	9.50	7.75	-	-	
				Low	1025	28.0	23.4	-	27.70	22.2	-	-	-	-	4.24	-
TH16B4821S	TM9E120D20MP11	24.5	CF/CM60D	High	1225	47.0	33.4	16.50	10.00	47.0	27.8	9.50	7.80	3.16	2.58	
				Med	1000	33.6	25.4	-	15.60	-	-	9.50	7.80	-	-	
				Low	1000	27.6	23.0	-	27.20	21.8	-	-	-	-	4.20	-
TH16B4821S	TM9E120D20MP11	24.5	CF/CM64D	High	1575	48.0	37.4	16.50	9.75	47.5	30.4	9.75	8.15	3.38	2.74	
				Med	1025	33.6	26.0	-	15.75	-	-	9.75	8.15	-	-	
				Low	1025	27.6	23.4	-	27.55	20.8	-	-	-	-	4.24	-
TH16B4821S	TM9E120D20MP12	24.5	CF/CM60D	High	1625	47.5	37.6	15.50	9.50	47.0	27.8	9.00	7.35	3.18	2.44	
				Med	1300	33.8	27.6	-	14.95	-	-	-	-	-	-	-
				Low	1300	27.8	24.6	-	24.75	20.2	-	-	-	-	3.68	-
TH16B4821S	TM9V060B12MP12C	17.5	CF/CM48C	High	1225	45.5	32.4	15.75	9.25	48.0	28.4	9.00	7.05	3.02	2.42	
				Med	750	31.4	21.6	-	14.60	-	-	9.00	7.05	-	-	
				Low	750	26.8	19.7	-	26.35	21.8	-	-	-	-	3.86	-
TH16B4821S	TM9V060B12MP12C	17.5	CF/CM60C	High	1225	46.0	32.6	15.75	9.25	48.0	28.6	9.25	7.35	3.06	2.48	
				Med	750	31.4	21.4	-	14.70	-	-	9.25	7.35	-	-	
				Low	750	26.6	19.6	-	26.10	21.4	-	-	-	-	3.84	-
TH16B4821S	TM9V060B12MP12C	17.5	CF48CBCA1	High	1225	45.5	32.4	15.75	9.25	48.0	28.4	9.00	7.05	3.02	2.42	
				Med	750	31.4	21.6	-	14.60	-	-	9.00	7.05	-	-	
				Low	750	26.8	19.7	-	26.35	21.8	-	-	-	-	3.86	-

SYSTEM CAPACITY - With High Efficiency Motor Furnaces¹ (Continued)

UNIT MODEL	FURNACE		COIL MODEL ²	Stage	COOLING					HEATING					
	MODEL	WIDTH			RATED CFM	NET MBH		SEER	EER	NET MBH		HSPF IV	HSPF V	COP	
						TOTAL	SENS.			47°F OD	17°F OD			47°F OD	17°F OD
TH16B4821S	TM9V080B12MP12C	17.5	CF/CM48C	High	1250	46.0	32.8	16.00	9.50	48.0	28.2	9.25	7.15	3.08	2.46
				Med	825	32.0	22.8	-	14.85	-	-	9.25	7.15	-	-
				Low	825	27.2	20.8	-	26.65	22.0	-	-	-	-	3.96
TH16B4821S	TM9V080B12MP12C	17.5	CF/CM60C	High	1250	46.5	33.2	16.00	9.50	47.5	28.4	9.25	7.20	3.10	2.52
				Med	825	32.0	22.6	-	14.85	-	-	9.25	7.20	-	-
				Low	825	27.0	20.8	-	26.45	21.6	-	-	-	-	3.94
TH16B4821S	TM9V080B12MP12C	17.5	CF48CBCA1	High	1250	46.0	32.8	16.00	9.50	48.0	28.2	9.25	7.15	3.08	2.46
				Med	825	32.0	22.8	-	14.85	-	-	9.25	7.15	-	-
				Low	825	27.2	20.8	-	26.65	22.0	-	-	-	-	3.96
TH16B4821S	TM9V080C16MP12C	21.0	CF/CM48C	High	1300	46.5	33.6	16.00	9.50	48.0	28.2	9.25	7.20	3.12	2.48
				Med	875	32.4	23.4	-	15.00	-	-	9.25	7.20	-	-
				Low	875	27.4	21.6	-	26.70	22.0	-	-	-	-	4.02
TH16B4821S	TM9V080C16MP12C	21.0	CF/CM48D	High	1300	46.5	33.8	16.00	9.50	48.0	28.2	9.25	7.10	3.12	2.50
				Med	875	32.4	23.4	-	15.00	-	-	9.25	7.10	-	-
				Low	875	27.4	21.6	-	26.75	22.0	-	-	-	-	4.02
TH16B4821S	TM9V080C16MP12C	21.0	CF/CM60C	High	1225	46.5	33.0	16.00	9.75	47.5	28.2	9.25	7.20	3.12	2.54
				Med	800	32.0	22.4	-	15.00	-	-	9.25	7.20	-	-
				Low	800	26.8	20.2	-	26.75	21.4	-	-	-	-	3.94
TH16B4821S	TM9V080C16MP12C	21.0	CF/CM60D	High	1300	47.0	33.8	16.00	9.75	47.5	28.4	9.25	7.35	3.16	2.56
				Med	875	32.2	23.4	-	15.05	-	-	9.25	7.35	-	-
				Low	875	27.2	21.2	-	26.65	21.6	-	-	-	-	4.00
TH16B4821S	TM9V080C16MP12C	21.0	CF/CM64D	High	1375	48.0	35.4	16.00	9.75	46.5	29.8	9.50	7.65	3.30	2.68
				Med	900	32.6	24.2	-	15.15	-	-	9.50	7.65	-	-
				Low	900	27.0	21.6	-	26.40	20.8	-	-	-	-	4.00
TH16B4821S	TM9V080C16MP12C	21.0	CF48CBCA1	High	1300	46.5	33.6	16.00	9.50	48.0	28.2	9.25	7.20	3.12	2.48
				Med	875	32.4	23.4	-	15.00	-	-	9.25	7.20	-	-
				Low	875	27.4	21.6	-	26.70	22.0	-	-	-	-	4.02
TH16B4821S	TM9V100C16MP12C	21.0	CF/CM48C	High	1275	46.5	33.4	16.25	9.75	48.0	28.0	9.25	7.10	3.14	2.52
				Med	875	32.4	23.4	-	15.15	-	-	9.25	7.10	-	-
				Low	875	27.4	21.6	-	27.25	22.0	-	-	-	-	4.04
TH16B4821S	TM9V100C16MP12C	21.0	CF/CM48D	High	1275	46.5	33.4	16.25	9.75	48.0	28.0	9.25	7.10	3.14	2.52
				Med	875	32.4	23.4	-	15.15	-	-	9.25	7.10	-	-
				Low	875	27.4	21.6	-	27.30	22.0	-	-	-	-	4.06
TH16B4821S	TM9V100C16MP12C	21.0	CF/CM60C	High	1325	47.5	34.4	16.25	9.75	47.5	28.4	9.50	7.50	3.20	2.58
				Med	925	32.6	24.0	-	15.15	-	-	9.50	7.50	-	-
				Low	925	27.4	21.8	-	27.00	21.6	-	-	-	-	4.06

SYSTEM CAPACITY - With High Efficiency Motor Furnaces¹ (Continued)

UNIT MODEL	FURNACE		COIL MODEL ²	Stage	COOLING					HEATING					
	MODEL	WIDTH			RATED CFM	NET MBH		SEER	EER	NET MBH		HSPF IV	HSPF V	COP	
						TOTAL	SENS.			47°F OD	17°F OD			47°F OD	17°F OD
TH16B4821S	TM9V100C16MP12C	21.0	CF/CM60D	High	1275	47.0	33.6	16.00	9.75	47.0	28.2	9.25	7.35	3.18	2.58
				Med	875	32.4	23.4	-	15.25	-	-	9.25	7.35	-	-
				Low	875	27.2	21.2	-	27.20	21.4	-	-	-	4.04	-
TH16B4821S	TM9V100C16MP12C	21.0	CF/CM64D	High	1325	48.0	34.8	16.25	9.75	46.0	29.2	9.75	7.80	3.32	2.72
				Med	925	32.8	24.2	-	15.35	-	-	9.75	7.80	-	-
				Low	925	27.2	22.0	-	27.00	20.8	-	-	-	4.06	-
TH16B4821S	TM9V100C16MP12C	21.0	CF48CBCA1	High	1275	46.5	33.4	16.25	9.75	48.0	28.0	9.25	7.10	3.14	2.52
				Med	875	32.4	23.4	-	15.15	-	-	9.25	7.10	-	-
				Low	875	27.4	21.6	-	27.25	22.0	-	-	-	4.04	-
TH16B4821S	TM9V100C20MP12C	21.0	CF/CM48C	High	1350	47.0	34.4	16.25	9.75	48.0	28.4	9.25	7.10	3.16	2.54
				Med	825	32.0	22.6	-	15.05	-	-	9.25	7.10	-	-
				Low	825	27.2	20.8	-	27.20	21.8	-	-	-	4.00	-
TH16B4821S	TM9V100C20MP12C	21.0	CF/CM48D	High	1350	47.0	34.4	16.00	9.50	48.0	28.2	9.25	7.10	3.18	2.54
				Med	825	32.0	22.6	-	15.10	-	-	9.25	7.10	-	-
				Low	825	27.2	20.8	-	27.25	21.8	-	-	-	4.02	-
TH16B4821S	TM9V100C20MP12C	21.0	CF/CM60C	High	1350	47.5	34.8	16.25	9.75	47.5	28.6	9.25	7.35	3.20	2.58
				Med	825	32.0	22.6	-	15.05	-	-	9.25	7.35	-	-
				Low	825	27.0	20.8	-	26.95	21.4	-	-	-	3.98	-
TH16B4821S	TM9V100C20MP12C	21.0	CF/CM60D	High	1575	48.0	37.2	16.00	9.50	48.0	29.6	9.50	7.40	3.26	2.58
				Med	975	32.8	24.8	-	15.15	-	-	9.50	7.40	-	-
				Low	975	27.4	22.6	-	26.65	21.8	-	-	-	4.10	-
TH16B4821S	TM9V100C20MP12C	21.0	CF/CM64D	High	1275	47.5	34.0	16.25	9.75	46.0	29.0	9.50	7.55	3.28	2.70
				Med	800	32.2	22.6	-	15.25	-	-	9.50	7.55	-	-
				Low	800	26.8	20.4	-	27.25	20.4	-	-	-	3.96	-
TH16B4821S	TM9V100C20MP12C	21.0	CF48CBCA1	High	1350	47.0	34.4	16.25	9.75	48.0	28.4	9.25	7.10	3.16	2.54
				Med	825	32.0	22.6	-	15.05	-	-	9.25	7.10	-	-
				Low	825	27.2	20.8	-	27.20	21.8	-	-	-	4.00	-
TH16B4821S	TM9V120D20MP12C	24.5	CF/CM48D	High	1425	47.5	35.6	16.25	9.75	48.0	28.4	9.50	7.50	3.22	2.56
				Med	925	32.6	24.2	-	15.30	-	-	9.50	7.50	-	-
				Low	925	27.6	22.2	-	27.50	22.0	-	-	-	4.12	-
TH16B4821S	TM9V120D20MP12C	24.5	CF/CM60D	High	1425	48.0	36.0	16.25	10.00	47.5	28.6	9.50	7.40	3.26	2.60
				Med	925	32.6	24.0	-	15.30	-	-	9.50	7.40	-	-
				Low	925	27.4	22.0	-	27.55	21.6	-	-	-	4.10	-
TH16B4821S	TM9V120D20MP12C	24.5	CF/CM64D	High	1400	48.0	35.6	16.25	10.00	46.5	29.4	9.75	7.75	3.38	2.74
				Med	900	32.8	24.2	-	15.40	-	-	9.75	7.75	-	-
				Low	900	27.2	21.8	-	27.40	20.6	-	-	-	4.06	-

SYSTEM CAPACITY - With High Efficiency Motor Furnaces¹ (Continued)

UNIT MODEL	FURNACE		COIL MODEL ²	Stage	COOLING					HEATING					
	MODEL	WIDTH			RATED CFM	NET MBH		SEER	EER	NET MBH		HSPF IV	HSPF V	COP	
						TOTAL	SENS.			47°F OD	17°F OD			47°F OD	17°F OD
TH16B4821S	TM9Y080B12MP11	17.5	CF/CM48C	High	1325	46.5	33.8	16.00	9.25	48.0	28.6	9.25	7.55	3.08	2.48
				Med	750	31.6	21.8	-	15.05	-	-	9.25	7.55	-	-
				Low	750	26.8	19.7	-	27.45	21.8	-	-	-	-	3.98
TH16B4821S	TM9Y080B12MP11	17.5	CF/CM60C	High	1325	47.0	34.2	16.00	9.50	48.0	28.8	9.25	7.60	3.12	2.52
				Med	750	31.6	21.8	-	15.05	-	-	9.25	7.60	-	-
				Low	750	26.8	19.6	-	27.35	21.4	-	-	-	-	3.98
TH16B4821S	TM9Y080B12MP11	17.5	CF48CBCA1	High	1325	46.5	33.8	16.00	9.25	48.0	28.6	9.25	7.55	3.08	2.48
				Med	750	31.6	21.8	-	15.05	-	-	9.25	7.55	-	-
				Low	750	26.8	19.7	-	27.45	21.8	-	-	-	-	3.98
TH16B4821S	TM9Y080C16MP11	21.0	CF/CM48C	High	1375	47.0	34.6	16.00	9.50	48.0	28.6	9.25	7.60	3.12	2.50
				Med	700	31.2	21.0	-	15.05	-	-	9.25	7.60	-	-
				Low	700	26.6	19.1	-	27.90	21.6	-	-	-	-	3.94
TH16B4821S	TM9Y080C16MP11	21.0	CF/CM48D	High	1400	47.0	35.0	16.00	9.50	48.0	28.6	9.25	7.60	3.14	2.50
				Med	700	31.2	21.0	-	15.05	-	-	9.25	7.60	-	-
				Low	700	26.6	19.1	-	27.85	21.6	-	-	-	-	3.94
TH16B4821S	TM9Y080C16MP11	21.0	CF/CM60C	High	1375	47.0	34.6	16.00	9.50	48.0	28.8	9.25	7.60	3.16	2.54
				Med	700	31.4	21.2	-	15.15	-	-	9.25	7.60	-	-
				Low	700	26.4	19.1	-	27.75	21.4	-	-	-	-	3.96
TH16B4821S	TM9Y080C16MP11	21.0	CF/CM60D	High	1400	47.0	35.0	16.00	9.50	48.0	28.8	9.25	7.65	3.16	2.54
				Med	700	31.4	21.2	-	15.15	-	-	9.25	7.65	-	-
				Low	700	26.6	18.9	-	27.85	21.4	-	-	-	-	3.96
TH16B4821S	TM9Y080C16MP11	21.0	CF/CM64D	High	1400	48.0	35.6	16.00	9.50	46.5	29.8	9.50	8.00	3.28	2.68
				Med	700	31.4	21.2	-	15.25	-	-	9.50	8.00	-	-
				Low	700	26.4	19.0	-	27.80	20.0	-	-	-	-	3.94
TH16B4821S	TM9Y080C16MP11	21.0	CF48CBCA1	High	1375	47.0	34.6	16.00	9.50	48.0	28.6	9.25	7.60	3.12	2.50
				Med	700	31.2	21.0	-	15.05	-	-	9.25	7.60	-	-
				Low	700	26.6	19.1	-	27.90	21.6	-	-	-	-	3.94
TH16B4821S	TM9Y100C16MP11	21.0	CF/CM48C	High	1400	47.0	35.0	16.25	9.50	48.0	28.6	9.25	7.55	3.14	2.52
				Med	750	31.8	22.0	-	15.20	-	-	9.25	7.55	-	-
				Low	750	27.0	19.9	-	27.95	21.8	-	-	-	-	4.00
TH16B4821S	TM9Y100C16MP11	21.0	CF/CM48D	High	1400	47.0	35.0	16.25	9.50	48.0	28.6	9.25	7.55	3.14	2.52
				Med	775	32.0	22.2	-	15.30	-	-	9.25	7.55	-	-
				Low	775	27.0	20.0	-	28.15	21.8	-	-	-	-	4.02
TH16B4821S	TM9Y100C16MP11	21.0	CF/CM60C	High	1400	47.5	35.2	16.25	9.50	48.0	28.8	9.25	7.60	3.18	2.56
				Med	750	31.6	21.8	-	15.20	-	-	9.25	7.60	-	-
				Low	750	26.8	19.7	-	27.85	21.4	-	-	-	-	4.02

SYSTEM CAPACITY - With High Efficiency Motor Furnaces¹ (Continued)

UNIT MODEL	FURNACE		COIL MODEL ²	Stage	COOLING					HEATING					
	MODEL	WIDTH			RATED CFM	NET MBH		SEER	EER	NET MBH		HSPF IV	HSPF V	COP	
						TOTAL	SENS.			47°F OD	17°F OD			47°F OD	17°F OD
TH16B4821S	TM9Y100C16MP11	21.0	CF/CM60D	High	1425	47.5	35.4	16.25	9.50	47.5	28.8	9.25	7.60	3.20	2.56
				Med	775	32.0	22.2	-	15.35	-	-	9.25	7.60	-	-
				Low	775	27.0	20.0	-	28.00	21.4	-	-	-	4.06	-
TH16B4821S	TM9Y100C16MP11	21.0	CF/CM64D	High	1400	48.0	35.6	16.25	9.50	46.5	29.6	9.50	8.00	3.30	2.70
				Med	750	31.8	21.8	-	15.40	-	-	9.50	8.00	-	-
				Low	750	26.6	19.7	-	27.90	20.2	-	-	-	4.00	-
TH16B4821S	TM9Y100C16MP11	21.0	CF48CBCA1	High	1400	47.0	35.0	16.25	9.50	48.0	28.6	9.25	7.55	3.14	2.52
				Med	750	31.8	22.0	-	15.20	-	-	9.25	7.55	-	-
				Low	750	27.0	19.9	-	27.95	21.8	-	-	-	4.00	-
TH16B4821S	TM9Y100C20MP11	21.0	CF/CM48C	High	1350	47.0	34.4	15.75	9.75	48.0	28.4	9.50	7.45	3.18	2.54
				Med	1225	33.6	28.0	-	14.85	-	-	9.50	7.45	-	-
				Low	1225	28.0	25.8	-	24.95	23.2	-	-	-	4.28	-
TH16B4821S	TM9Y100C20MP11	21.0	CF/CM48D	High	1350	47.0	34.4	15.75	9.75	48.0	28.2	9.50	7.45	3.18	2.54
				Med	1225	33.6	28.0	-	14.85	-	-	9.50	7.45	-	-
				Low	1225	28.0	25.8	-	25.00	23.2	-	-	-	4.30	-
TH16B4821S	TM9Y100C20MP11	21.0	CF/CM60C	High	1325	47.0	34.2	15.75	9.75	48.0	28.4	9.50	7.40	3.20	2.56
				Med	1200	34.0	28.0	-	14.95	-	-	9.50	7.40	-	-
				Low	1200	27.8	25.2	-	24.70	22.8	-	-	-	4.24	-
TH16B4821S	TM9Y100C20MP11	21.0	CF/CM60D	High	1350	47.5	34.8	16.00	9.75	47.5	28.4	9.50	7.45	3.20	2.58
				Med	1225	34.0	28.2	-	15.05	-	-	9.50	7.45	-	-
				Low	1225	27.8	25.4	-	24.95	22.8	-	-	-	4.26	-
TH16B4821S	TM9Y100C20MP11	21.0	CF/CM64D	High	1350	48.0	35.0	16.00	10.00	46.5	29.4	9.75	7.75	3.32	2.72
				Med	1225	34.2	28.4	-	15.20	-	-	9.75	7.75	-	-
				Low	1225	27.8	25.6	-	24.90	22.0	-	-	-	4.26	-
TH16B4821S	TM9Y100C20MP11	21.0	CF48CBCA1	High	1350	47.0	34.4	15.75	9.75	48.0	28.4	9.50	7.45	3.18	2.54
				Med	1225	33.6	28.0	-	14.85	-	-	9.50	7.45	-	-
				Low	1225	28.0	25.8	-	24.95	23.2	-	-	-	4.28	-
TH16B4821S	TM9Y120D20MP11	24.5	CF/CM48D	High	1600	46.5	34.8	16.50	9.25	48.0	28.6	9.50	7.75	3.08	2.48
				Med	1025	33.2	25.6	-	15.55	-	-	9.50	7.75	-	-
				Low	1025	28.0	23.4	-	27.70	22.2	-	-	-	4.24	-
TH16B4821S	TM9Y120D20MP11	24.5	CF/CM60D	High	1225	47.0	33.4	16.50	10.00	47.0	27.8	9.50	7.80	3.16	2.58
				Med	1000	33.6	25.4	-	15.60	-	-	9.50	7.80	-	-
				Low	1000	27.6	23.0	-	27.20	21.8	-	-	-	4.20	-
TH16B4821S	TM9Y120D20MP11	24.5	CF/CM64D	High	1575	48.0	37.4	16.50	9.75	47.5	30.4	9.75	8.15	3.38	2.74
				Med	1025	33.6	26.0	-	15.75	-	-	9.75	8.15	-	-
				Low	1025	27.6	23.4	-	27.55	20.8	-	-	-	4.24	-

SYSTEM CAPACITY - With High Efficiency Motor Furnaces¹ (Continued)

UNIT MODEL	FURNACE		COIL MODEL ²	Stage	COOLING					HEATING					
	MODEL	WIDTH			RATED CFM	NET MBH		SEER	EER	NET MBH		HSPF IV	HSPF V	COP	
						TOTAL	SENS.			47°F OD	17°F OD			47°F OD	17°F OD
TH16B4821S	TMLV080B12MP12C	17.5	CF/CM48C	High	1200	45.5	32.0	15.75	9.25	48.0	28.2	9.00	7.05	3.02	2.42
				Med	800	32.0	22.4	-	14.75	-	-	9.00	7.05	-	-
				Low	800	27.2	20.6	-	26.20	22.4	-	-	-	-	4.06
TH16B4821S	TMLV080B12MP12C	17.5	CF/CM60C	High	1200	46.0	32.2	15.75	9.25	48.0	28.4	9.25	7.25	3.06	2.48
				Med	800	32.0	22.4	-	14.85	-	-	9.25	7.25	-	-
				Low	800	26.8	20.2	-	26.05	22.0	-	-	-	-	4.04
TH16B4821S	TMLV080B12MP12C	17.5	CF48CBCA1	High	1200	45.5	32.0	15.75	9.25	48.0	28.2	9.00	7.05	3.02	2.42
				Med	800	32.0	22.4	-	14.75	-	-	9.00	7.05	-	-
				Low	800	27.2	20.6	-	26.20	22.4	-	-	-	-	4.06
TH16B4821S	TMLV080C16MP12C	21.0	CF/CM48C	High	1275	46.0	33.2	16.25	9.75	48.0	28.0	9.25	7.10	3.14	2.52
				Med	850	32.4	23.2	-	15.20	-	-	9.25	7.10	-	-
				Low	850	27.4	21.0	-	27.35	22.4	-	-	-	-	4.18
TH16B4821S	TMLV080C16MP12C	21.0	CF/CM48D	High	1275	46.5	33.4	16.25	9.75	48.0	28.0	9.25	7.10	3.14	2.52
				Med	850	32.4	23.2	-	15.20	-	-	9.25	7.10	-	-
				Low	850	27.4	21.0	-	27.40	22.4	-	-	-	-	4.20
TH16B4821S	TMLV080C16MP12C	21.0	CF/CM60C	High	1275	47.0	33.6	16.00	9.75	47.5	28.2	9.25	7.30	3.16	2.56
				Med	850	32.4	23.2	-	15.25	-	-	9.25	7.30	-	-
				Low	850	27.2	21.2	-	27.15	22.0	-	-	-	-	4.16
TH16B4821S	TMLV080C16MP12C	21.0	CF/CM60D	High	1275	47.0	33.6	16.25	9.75	47.5	28.2	9.25	7.35	3.18	2.58
				Med	850	32.4	23.2	-	15.30	-	-	9.25	7.35	-	-
				Low	850	27.2	21.2	-	27.30	22.0	-	-	-	-	4.18
TH16B4821S	TMLV080C16MP12C	21.0	CF/CM64D	High	1275	47.5	34.0	16.00	10.00	46.5	29.0	9.50	7.70	3.30	2.70
				Med	850	32.6	23.4	-	15.40	-	-	9.50	7.70	-	-
				Low	850	27.0	21.2	-	27.15	21.0	-	-	-	-	4.16
TH16B4821S	TMLV080C16MP12C	21.0	CF48CBCA1	High	1275	46.0	33.2	16.25	9.75	48.0	28.0	9.25	7.10	3.14	2.52
				Med	850	32.4	23.2	-	15.20	-	-	9.25	7.10	-	-
				Low	850	27.4	21.0	-	27.35	22.4	-	-	-	-	4.18
TH16B4821S	TMLV100C16MP12C	21.0	CF/CM48C	High	1275	46.0	33.2	16.25	9.75	48.0	28.0	9.25	7.10	3.14	2.52
				Med	850	32.4	23.2	-	15.20	-	-	9.25	7.10	-	-
				Low	850	27.4	21.0	-	27.35	22.4	-	-	-	-	4.18
TH16B4821S	TMLV100C16MP12C	21.0	CF/CM48D	High	1275	46.5	33.4	16.25	9.75	48.0	28.0	9.25	7.10	3.14	2.52
				Med	850	32.4	23.2	-	15.20	-	-	9.25	7.10	-	-
				Low	850	27.4	21.0	-	27.40	22.4	-	-	-	-	4.20
TH16B4821S	TMLV100C16MP12C	21.0	CF/CM60C	High	1275	47.0	33.6	16.00	9.75	47.5	28.2	9.25	7.30	3.16	2.56
				Med	850	32.4	23.2	-	15.25	-	-	9.25	7.30	-	-
				Low	850	27.2	21.2	-	27.15	22.0	-	-	-	-	4.16

SYSTEM CAPACITY - With High Efficiency Motor Furnaces¹ (Continued)

UNIT MODEL	FURNACE		COIL MODEL ²	Stage	COOLING					HEATING					
	MODEL	WIDTH			RATED CFM	NET MBH		SEER	EER	NET MBH		HSPF IV	HSPF V	COP	
						TOTAL	SENS.			47°F OD	17°F OD			47°F OD	17°F OD
TH16B4821S	TMLV100C16MP12C	21.0	CF/CM60D	High	1275	47.0	33.6	16.25	9.75	47.5	28.2	9.25	7.35	3.18	2.58
				Med	850	32.4	23.2	-	15.30	-	-	9.25	7.35	-	-
				Low	850	27.2	21.2	-	27.30	22.0	-	-	-	-	4.18
TH16B4821S	TMLV100C16MP12C	21.0	CF/CM64D	High	1275	47.5	34.0	16.00	10.00	46.5	29.0	9.50	7.70	3.30	2.70
				Med	850	32.6	23.4	-	15.40	-	-	9.50	7.70	-	-
				Low	850	27.0	21.2	-	27.15	21.0	-	-	-	-	4.16
TH16B4821S	TMLV100C16MP12C	21.0	CF48CBCA1	High	1275	46.0	33.2	16.25	9.75	48.0	28.0	9.25	7.10	3.14	2.52
				Med	850	32.4	23.2	-	15.20	-	-	9.25	7.10	-	-
				Low	850	27.4	21.0	-	27.35	22.4	-	-	-	-	4.18
TH16B4821S	TMLV100C20MP12C	21.0	CF/CM48C	High	1325	46.5	33.8	16.50	9.75	48.0	28.0	9.25	7.05	3.18	2.54
				Med	875	32.6	23.6	-	15.35	-	-	9.25	7.05	-	-
				Low	875	27.4	21.4	-	27.75	22.4	-	-	-	-	4.24
TH16B4821S	TMLV100C20MP12C	21.0	CF/CM48D	High	1375	47.0	34.6	16.50	9.75	48.0	28.2	9.50	7.50	3.20	2.58
				Med	900	32.8	24.0	-	15.40	-	-	9.50	7.50	-	-
				Low	900	27.4	21.8	-	27.50	22.4	-	-	-	-	4.26
TH16B4821S	TMLV100C20MP12C	21.0	CF/CM60C	High	1325	47.5	34.6	16.50	10.00	47.5	28.2	9.50	7.50	3.22	2.60
				Med	875	32.6	23.6	-	15.40	-	-	9.50	7.50	-	-
				Low	875	27.4	21.4	-	27.70	22.0	-	-	-	-	4.22
TH16B4821S	TMLV100C20MP12C	21.0	CF/CM60D	High	1325	47.5	34.6	16.50	10.00	47.5	28.2	9.50	7.50	3.24	2.60
				Med	875	32.6	23.6	-	15.45	-	-	9.50	7.50	-	-
				Low	875	27.4	21.4	-	27.85	22.0	-	-	-	-	4.22
TH16B4821S	TMLV100C20MP12C	21.0	CF/CM64D	High	1225	47.5	33.4	16.50	10.00	46.0	28.6	9.50	7.65	3.30	2.72
				Med	850	32.6	23.4	-	15.55	-	-	9.50	7.65	-	-
				Low	850	27.0	21.0	-	27.65	20.8	-	-	-	-	4.18
TH16B4821S	TMLV100C20MP12C	21.0	CF48CBCA1	High	1325	46.5	33.8	16.50	9.75	48.0	28.0	9.25	7.05	3.18	2.54
				Med	875	32.6	23.6	-	15.35	-	-	9.25	7.05	-	-
				Low	875	27.4	21.4	-	27.75	22.4	-	-	-	-	4.24
TH16B4821S	TMLV120C20MP12C	21.0	CF/CM48C	High	1325	46.5	33.8	16.50	9.75	48.0	28.0	9.25	7.05	3.18	2.54
				Med	875	32.6	23.6	-	15.35	-	-	9.25	7.05	-	-
				Low	875	27.4	21.4	-	27.75	22.4	-	-	-	-	4.24
TH16B4821S	TMLV120C20MP12C	21.0	CF/CM48D	High	1375	47.0	34.6	16.50	9.75	48.0	28.2	9.50	7.50	3.20	2.58
				Med	900	32.8	24.0	-	15.40	-	-	9.50	7.50	-	-
				Low	900	27.4	21.8	-	27.50	22.4	-	-	-	-	4.26
TH16B4821S	TMLV120C20MP12C	21.0	CF/CM60C	High	1325	47.5	34.6	16.50	10.00	47.5	28.2	9.50	7.50	3.22	2.60
				Med	875	32.6	23.6	-	15.40	-	-	9.50	7.50	-	-
				Low	875	27.4	21.4	-	27.70	22.0	-	-	-	-	4.22

SYSTEM CAPACITY - With High Efficiency Motor Furnaces¹ (Continued)

UNIT MODEL	FURNACE		COIL MODEL ²	Stage	COOLING					HEATING					
	MODEL	WIDTH			RATED CFM	NET MBH		SEER	EER	NET MBH		HSPF IV	HSPF V	COP	
						TOTAL	SENS.			47°F OD	17°F OD			47°F OD	17°F OD
TH16B4821S	TMLV120C20MP12C	21.0	CF/CM60D	High	1325	47.5	34.6	16.50	10.00	47.5	28.2	9.50	7.50	3.24	2.60
				Med	875	32.6	23.6	-	15.45	-	-	9.50	7.50	-	-
				Low	875	27.4	21.4	-	27.85	22.0	-	-	-	-	4.22
TH16B4821S	TMLV120C20MP12C	21.0	CF/CM64D	High	1225	47.5	33.4	16.50	10.00	46.0	28.6	9.50	7.65	3.30	2.72
				Med	850	32.6	23.4	-	15.55	-	-	9.50	7.65	-	-
				Low	850	27.0	21.0	-	27.65	20.8	-	-	-	-	4.18
TH16B4821S	TMLV120C20MP12C	21.0	CF48CBCA1	High	1325	46.5	33.8	16.50	9.75	48.0	28.0	9.25	7.05	3.18	2.54
				Med	875	32.6	23.6	-	15.35	-	-	9.25	7.05	-	-
				Low	875	27.4	21.4	-	27.75	22.4	-	-	-	-	4.24
TH16B4821S	TMLX080C16MP11	21.0	CF/CM48C	High	1550	46.0	34.0	16.50	9.25	48.0	28.6	9.25	7.55	3.04	2.44
				Med	825	32.4	23.0	-	15.50	-	-	9.25	7.55	-	-
				Low	825	27.4	21.0	-	28.50	21.8	-	-	-	-	4.10
TH16B4821S	TMLX080C16MP11	21.0	CF/CM48D	High	1575	46.0	34.2	16.50	9.25	48.0	28.6	9.25	7.55	3.04	2.46
				Med	825	32.4	23.0	-	15.50	-	-	9.25	7.55	-	-
				Low	825	27.4	21.0	-	28.45	21.8	-	-	-	-	4.10
TH16B4821S	TMLX080C16MP11	21.0	CF/CM60C	High	1375	47.5	35.0	16.50	9.75	47.5	28.4	9.50	7.85	3.20	2.58
				Med	800	32.2	22.6	-	15.45	-	-	9.50	7.85	-	-
				Low	800	27.0	20.4	-	28.15	21.4	-	-	-	-	4.08
TH16B4821S	TMLX080C16MP11	21.0	CF/CM60D	High	1400	47.5	35.2	16.50	9.75	47.5	28.6	9.50	7.85	3.22	2.60
				Med	825	32.2	22.8	-	15.50	-	-	9.50	7.85	-	-
				Low	825	27.2	21.2	-	28.25	21.4	-	-	-	-	4.12
TH16B4821S	TMLX080C16MP11	21.0	CF/CM64D	High	1375	48.0	35.2	16.50	9.75	46.5	29.4	9.50	7.90	3.32	2.72
				Med	800	32.4	22.8	-	15.60	-	-	9.50	7.90	-	-
				Low	800	27.0	20.6	-	28.20	20.2	-	-	-	-	4.08
TH16B4821S	TMLX080C16MP11	21.0	CF48CBCA1	High	1550	46.0	34.0	16.50	9.25	48.0	28.6	9.25	7.55	3.04	2.44
				Med	825	32.4	23.0	-	15.50	-	-	9.25	7.55	-	-
				Low	825	27.4	21.0	-	28.50	21.8	-	-	-	-	4.10
TH16B4821S	TMLX100C16MP11	21.0	CF/CM48C	High	1550	46.0	34.0	16.50	9.25	48.0	28.6	9.25	7.55	3.04	2.44
				Med	825	32.4	23.0	-	15.50	-	-	9.25	7.55	-	-
				Low	825	27.4	21.0	-	28.50	21.8	-	-	-	-	4.10
TH16B4821S	TMLX100C16MP11	21.0	CF/CM48D	High	1575	46.0	34.2	16.50	9.25	48.0	28.6	9.25	7.55	3.04	2.46
				Med	825	32.4	23.0	-	15.50	-	-	9.25	7.55	-	-
				Low	825	27.4	21.0	-	28.45	21.8	-	-	-	-	4.10
TH16B4821S	TMLX100C16MP11	21.0	CF/CM60C	High	1375	47.5	35.0	16.50	9.75	47.5	28.4	9.50	7.85	3.20	2.58
				Med	800	32.2	22.6	-	15.45	-	-	9.50	7.85	-	-
				Low	800	27.0	20.4	-	28.15	21.4	-	-	-	-	4.08

SYSTEM CAPACITY - With High Efficiency Motor Furnaces¹ (Continued)

UNIT MODEL	FURNACE		COIL MODEL ²	Stage	COOLING				HEATING						
	MODEL	WIDTH			RATED CFM	NET MBH		SEER	EER	NET MBH		HSPF IV	HSPF V	COP	
						TOTAL	SENS.			47°F OD	17°F OD			47°F OD	17°F OD
TH16B4821S	TMLX100C16MP11	21.0	CF/CM60D	High	1400	47.5	35.2	16.50	9.75	47.5	28.6	9.50	7.85	3.22	2.60
				Med	825	32.2	22.8	-	15.50	-	-	9.50	7.85	-	-
				Low	825	27.2	21.2	-	28.25	21.4	-	-	-	-	4.12
TH16B4821S	TMLX100C16MP11	21.0	CF/CM64D	High	1375	48.0	35.2	16.50	9.75	46.5	29.4	9.50	7.90	3.32	2.72
				Med	800	32.4	22.8	-	15.60	-	-	9.50	7.90	-	-
				Low	800	27.0	20.6	-	28.20	20.2	-	-	-	-	4.08
TH16B4821S	TMLX100C16MP11	21.0	CF48CBCA1	High	1550	46.0	34.0	16.50	9.25	48.0	28.6	9.25	7.55	3.04	2.44
				Med	825	32.4	23.0	-	15.50	-	-	9.25	7.55	-	-
				Low	825	27.4	21.0	-	28.50	21.8	-	-	-	-	4.10
TH16B4821S	TMLX100C20MP11	21.0	CF/CM48C	High	1375	47.0	34.6	16.50	9.75	48.0	28.2	9.50	7.75	3.18	2.56
				Med	1050	33.4	25.8	-	15.45	-	-	9.50	7.75	-	-
				Low	1050	27.6	23.8	-	27.00	22.2	-	-	-	-	4.22
TH16B4821S	TMLX100C20MP11	21.0	CF/CM48D	High	1575	46.5	34.6	16.50	9.50	48.0	28.4	9.50	7.75	3.08	2.48
				Med	1075	33.6	26.4	-	15.50	-	-	9.50	7.75	-	-
				Low	1075	28.0	24.4	-	27.30	22.2	-	-	-	-	4.24
TH16B4821S	TMLX100C20MP11	21.0	CF/CM60C	High	1375	47.5	35.0	16.50	9.75	47.5	28.4	9.50	7.80	3.22	2.60
				Med	1050	33.4	25.6	-	15.45	-	-	9.50	7.80	-	-
				Low	1050	27.8	23.8	-	27.05	22.0	-	-	-	-	4.22
TH16B4821S	TMLX100C20MP11	21.0	CF/CM60D	High	1600	48.0	37.6	16.50	9.75	48.0	29.2	9.50	7.80	3.30	2.62
				Med	1075	33.6	26.2	-	15.60	-	-	9.50	7.80	-	-
				Low	1075	27.8	23.8	-	27.35	22.0	-	-	-	-	4.26
TH16B4821S	TMLX100C20MP11	21.0	CF/CM64D	High	1375	48.0	35.4	16.50	9.75	46.0	29.2	9.75	8.15	3.34	2.74
				Med	1050	33.6	26.2	-	15.70	-	-	9.75	8.15	-	-
				Low	1050	27.6	23.8	-	27.10	21.0	-	-	-	-	4.24
TH16B4821S	TMLX100C20MP11	21.0	CF48CBCA1	High	1375	47.0	34.6	16.50	9.75	48.0	28.2	9.50	7.75	3.18	2.56
				Med	1050	33.4	25.8	-	15.45	-	-	9.50	7.75	-	-
				Low	1050	27.6	23.8	-	27.00	22.2	-	-	-	-	4.22
TH16B4821S	TMLX120C20MP11	21.0	CF/CM48C	High	1375	47.0	34.6	16.50	9.75	48.0	28.2	9.50	7.75	3.18	2.56
				Med	1050	33.4	25.8	-	15.45	-	-	9.50	7.75	-	-
				Low	1050	27.6	23.8	-	27.00	22.2	-	-	-	-	4.22
TH16B4821S	TMLX120C20MP11	21.0	CF/CM48D	High	1575	46.5	34.6	16.50	9.50	48.0	28.4	9.50	7.75	3.08	2.48
				Med	1075	33.6	26.4	-	15.50	-	-	9.50	7.75	-	-
				Low	1075	28.0	24.4	-	27.30	22.2	-	-	-	-	4.24
TH16B4821S	TMLX120C20MP11	21.0	CF/CM60C	High	1375	47.5	35.0	16.50	9.75	47.5	28.4	9.50	7.80	3.22	2.60
				Med	1050	33.4	25.6	-	15.45	-	-	9.50	7.80	-	-
				Low	1050	27.8	23.8	-	27.05	22.0	-	-	-	-	4.22

SYSTEM CAPACITY - With High Efficiency Motor Furnaces¹ (Continued)

UNIT MODEL	FURNACE		COIL MODEL ²	Stage	COOLING					HEATING					
	MODEL	WIDTH			RATED CFM	NET MBH		SEER	EER	NET MBH		HSPF IV	HSPF V	COP	
						TOTAL	SENS.			47°F OD	17°F OD			47°F OD	17°F OD
TH16B4821S	TMLX120C20MP11	21.0	CF/CM60D	High	1600	48.0	37.6	16.50	9.75	48.0	29.2	9.50	7.80	3.30	2.62
				Med	1075	33.6	26.2	-	15.60	-	-	9.50	7.80	-	-
				Low	1075	27.8	23.8	-	27.35	22.0	-	-	-	-	4.26
TH16B4821S	TMLX120C20MP11	21.0	CF/CM64D	High	1375	48.0	35.4	16.50	9.75	46.0	29.2	9.75	8.15	3.34	2.74
				Med	1050	33.6	26.2	-	15.70	-	-	9.75	8.15	-	-
				Low	1050	27.6	23.8	-	27.10	21.0	-	-	-	-	4.24
TH16B4821S	TMLX120C20MP11	21.0	CF48CBCA1	High	1375	47.0	34.6	16.50	9.75	48.0	28.2	9.50	7.75	3.18	2.56
				Med	1050	33.4	25.8	-	15.45	-	-	9.50	7.75	-	-
				Low	1050	27.6	23.8	-	27.00	22.2	-	-	-	-	4.22
TH16B4821S	TP9C060B12MP13C	17.5	CF/CM48C	High	1225	45.5	32.4	15.75	9.25	48.0	28.4	9.00	7.05	3.02	2.42
				Med	750	31.4	21.6	-	14.60	-	-	9.00	7.05	-	-
				Low	750	26.8	19.7	-	26.35	21.8	-	-	-	-	3.86
TH16B4821S	TP9C060B12MP13C	17.5	CF/CM60C	High	1225	46.0	32.6	15.75	9.25	48.0	28.6	9.25	7.35	3.06	2.48
				Med	750	31.4	21.4	-	14.70	-	-	9.25	7.35	-	-
				Low	750	26.6	19.6	-	26.10	21.4	-	-	-	-	3.84
TH16B4821S	TP9C060B12MP13C	17.5	CF48CBCA1	High	1225	45.5	32.4	15.75	9.25	48.0	28.4	9.00	7.05	3.02	2.42
				Med	750	31.4	21.6	-	14.60	-	-	9.00	7.05	-	-
				Low	750	26.8	19.7	-	26.35	21.8	-	-	-	-	3.86
TH16B4821S	TP9C080B12MP13C	17.5	CF/CM48C	High	1250	46.0	32.8	16.00	9.50	48.0	28.2	9.25	7.15	3.08	2.46
				Med	825	32.0	22.8	-	14.85	-	-	9.25	7.15	-	-
				Low	825	27.2	20.8	-	26.65	22.0	-	-	-	-	3.96
TH16B4821S	TP9C080B12MP13C	17.5	CF/CM60C	High	1250	46.5	33.2	16.00	9.50	47.5	28.4	9.25	7.20	3.10	2.52
				Med	825	32.0	22.6	-	14.85	-	-	9.25	7.20	-	-
				Low	825	27.0	20.8	-	26.45	21.6	-	-	-	-	3.94
TH16B4821S	TP9C080B12MP13C	17.5	CF48CBCA1	High	1250	46.0	32.8	16.00	9.50	48.0	28.2	9.25	7.15	3.08	2.46
				Med	825	32.0	22.8	-	14.85	-	-	9.25	7.15	-	-
				Low	825	27.2	20.8	-	26.65	22.0	-	-	-	-	3.96
TH16B4821S	TP9C080C16MP13C	21.0	CF/CM48C	High	1300	46.5	33.6	16.00	9.50	48.0	28.2	9.25	7.20	3.12	2.48
				Med	875	32.4	23.4	-	15.00	-	-	9.25	7.20	-	-
				Low	875	27.4	21.6	-	26.70	22.0	-	-	-	-	4.02
TH16B4821S	TP9C080C16MP13C	21.0	CF/CM48D	High	1300	46.5	33.8	16.00	9.50	48.0	28.2	9.25	7.10	3.12	2.50
				Med	875	32.4	23.4	-	15.00	-	-	9.25	7.10	-	-
				Low	875	27.4	21.6	-	26.75	22.0	-	-	-	-	4.02
TH16B4821S	TP9C080C16MP13C	21.0	CF/CM60C	High	1225	46.5	33.0	16.00	9.75	47.5	28.2	9.25	7.20	3.12	2.54
				Med	800	32.0	22.4	-	15.00	-	-	9.25	7.20	-	-
				Low	800	26.8	20.2	-	26.75	21.4	-	-	-	-	3.94

SYSTEM CAPACITY - With High Efficiency Motor Furnaces¹ (Continued)

UNIT MODEL	FURNACE		COIL MODEL ²	Stage	COOLING				HEATING						
	MODEL	WIDTH			RATED CFM	NET MBH		SEER	EER	NET MBH		HSPF IV	HSPF V	COP	
						TOTAL	SENS.			47°F OD	17°F OD			47°F OD	17°F OD
TH16B4821S	TP9C080C16MP13C	21.0	CF/CM60D	High	1300	47.0	33.8	16.00	9.75	47.5	28.4	9.25	7.35	3.16	2.56
				Med	875	32.2	23.4	-	15.05	-	-	9.25	7.35	-	-
				Low	875	27.2	21.2	-	26.65	21.6	-	-	-	4.00	-
TH16B4821S	TP9C080C16MP13C	21.0	CF/CM64D	High	1375	48.0	35.4	16.00	9.75	46.5	29.8	9.50	7.65	3.30	2.68
				Med	900	32.6	24.2	-	15.15	-	-	9.50	7.65	-	-
				Low	900	27.0	21.6	-	26.40	20.8	-	-	-	4.00	-
TH16B4821S	TP9C080C16MP13C	21.0	CF48CBCA1	High	1300	46.5	33.6	16.00	9.50	48.0	28.2	9.25	7.20	3.12	2.48
				Med	875	32.4	23.4	-	15.00	-	-	9.25	7.20	-	-
				Low	875	27.4	21.6	-	26.70	22.0	-	-	-	4.02	-
TH16B4821S	TP9C100C16MP13C	21.0	CF/CM48C	High	1275	46.5	33.4	16.25	9.75	48.0	28.0	9.25	7.10	3.14	2.52
				Med	875	32.4	23.4	-	15.15	-	-	9.25	7.10	-	-
				Low	875	27.4	21.6	-	27.25	22.0	-	-	-	4.04	-
TH16B4821S	TP9C100C16MP13C	21.0	CF/CM48D	High	1275	46.5	33.4	16.25	9.75	48.0	28.0	9.25	7.10	3.14	2.52
				Med	875	32.4	23.4	-	15.15	-	-	9.25	7.10	-	-
				Low	875	27.4	21.6	-	27.30	22.0	-	-	-	4.06	-
TH16B4821S	TP9C100C16MP13C	21.0	CF/CM60C	High	1325	47.5	34.4	16.25	9.75	47.5	28.4	9.50	7.50	3.20	2.58
				Med	925	32.6	24.0	-	15.15	-	-	9.50	7.50	-	-
				Low	925	27.4	21.8	-	27.00	21.6	-	-	-	4.06	-
TH16B4821S	TP9C100C16MP13C	21.0	CF/CM60D	High	1275	47.0	33.6	16.00	9.75	47.0	28.2	9.25	7.35	3.18	2.58
				Med	875	32.4	23.4	-	15.25	-	-	9.25	7.35	-	-
				Low	875	27.2	21.2	-	27.20	21.4	-	-	-	4.04	-
TH16B4821S	TP9C100C16MP13C	21.0	CF/CM64D	High	1325	48.0	34.8	16.25	9.75	46.0	29.2	9.75	7.80	3.32	2.72
				Med	925	32.8	24.2	-	15.35	-	-	9.75	7.80	-	-
				Low	925	27.2	22.0	-	27.00	20.8	-	-	-	4.06	-
TH16B4821S	TP9C100C16MP13C	21.0	CF48CBCA1	High	1275	46.5	33.4	16.25	9.75	48.0	28.0	9.25	7.10	3.14	2.52
				Med	875	32.4	23.4	-	15.15	-	-	9.25	7.10	-	-
				Low	875	27.4	21.6	-	27.25	22.0	-	-	-	4.04	-
TH16B4821S	TP9C100C20MP13C	21.0	CF/CM48C	High	1350	47.0	34.4	16.25	9.75	48.0	28.4	9.25	7.10	3.16	2.54
				Med	825	32.0	22.6	-	15.05	-	-	9.25	7.10	-	-
				Low	825	27.2	20.8	-	27.20	21.8	-	-	-	4.00	-
TH16B4821S	TP9C100C20MP13C	21.0	CF/CM48D	High	1350	47.0	34.4	16.00	9.50	48.0	28.2	9.25	7.10	3.18	2.54
				Med	825	32.0	22.6	-	15.10	-	-	9.25	7.10	-	-
				Low	825	27.2	20.8	-	27.25	21.8	-	-	-	4.02	-
TH16B4821S	TP9C100C20MP13C	21.0	CF/CM60C	High	1350	47.5	34.8	16.25	9.75	47.5	28.6	9.25	7.35	3.20	2.58
				Med	825	32.0	22.6	-	15.05	-	-	9.25	7.35	-	-
				Low	825	27.0	20.8	-	26.95	21.4	-	-	-	3.98	-

SYSTEM CAPACITY - With High Efficiency Motor Furnaces¹ (Continued)

UNIT MODEL	FURNACE		COIL MODEL ²	Stage	COOLING					HEATING					
	MODEL	WIDTH			RATED CFM	NET MBH		SEER	EER	NET MBH		HSPF IV	HSPF V	COP	
						TOTAL	SENS.			47°F OD	17°F OD			47°F OD	17°F OD
TH16B4821S	TP9C100C20MP13C	21.0	CF/CM60D	High	1575	48.0	37.2	16.00	9.50	48.0	29.6	9.50	7.40	3.26	2.58
				Med	975	32.8	24.8	-	15.15	-	-	9.50	7.40	-	-
				Low	975	27.4	22.6	-	26.65	21.8	-	-	-	-	4.10
TH16B4821S	TP9C100C20MP13C	21.0	CF/CM64D	High	1275	47.5	34.0	16.25	9.75	46.0	29.0	9.50	7.55	3.28	2.70
				Med	800	32.2	22.6	-	15.25	-	-	9.50	7.55	-	-
				Low	800	26.8	20.4	-	27.25	20.4	-	-	-	-	3.96
TH16B4821S	TP9C100C20MP13C	21.0	CF48CBCA1	High	1350	47.0	34.4	16.25	9.75	48.0	28.4	9.25	7.10	3.16	2.54
				Med	825	32.0	22.6	-	15.05	-	-	9.25	7.10	-	-
				Low	825	27.2	20.8	-	27.20	21.8	-	-	-	-	4.00
TH16B4821S	TP9C120D20MP13C	24.5	CF/CM48D	High	1425	47.5	35.6	16.25	9.75	48.0	28.4	9.50	7.50	3.22	2.56
				Med	925	32.6	24.2	-	15.30	-	-	9.50	7.50	-	-
				Low	925	27.6	22.2	-	27.50	22.0	-	-	-	-	4.12
TH16B4821S	TP9C120D20MP13C	24.5	CF/CM60D	High	1425	48.0	36.0	16.25	10.00	47.5	28.6	9.50	7.40	3.26	2.60
				Med	925	32.6	24.0	-	15.30	-	-	9.50	7.40	-	-
				Low	925	27.4	22.0	-	27.55	21.6	-	-	-	-	4.10
TH16B4821S	TP9C120D20MP13C	24.5	CF/CM64D	High	1400	48.0	35.6	16.25	10.00	46.5	29.4	9.75	7.75	3.38	2.74
				Med	900	32.8	24.2	-	15.40	-	-	9.75	7.75	-	-
				Low	900	27.2	21.8	-	27.40	20.6	-	-	-	-	4.06
TH16B4821S	TPLC080B12MP13C	17.5	CF/CM48C	High	1200	45.5	32.0	15.75	9.25	48.0	28.2	9.00	7.05	3.02	2.42
				Med	800	32.0	22.4	-	14.75	-	-	9.00	7.05	-	-
				Low	800	27.2	20.6	-	26.20	22.4	-	-	-	-	4.06
TH16B4821S	TPLC080B12MP13C	17.5	CF/CM60C	High	1200	46.0	32.2	15.75	9.25	48.0	28.4	9.25	7.25	3.06	2.48
				Med	800	32.0	22.4	-	14.85	-	-	9.25	7.25	-	-
				Low	800	26.8	20.2	-	26.05	22.0	-	-	-	-	4.04
TH16B4821S	TPLC080B12MP13C	17.5	CF48CBCA1	High	1200	45.5	32.0	15.75	9.25	48.0	28.2	9.00	7.05	3.02	2.42
				Med	800	32.0	22.4	-	14.75	-	-	9.00	7.05	-	-
				Low	800	27.2	20.6	-	26.20	22.4	-	-	-	-	4.06
TH16B4821S	TPLC080C16MP13C	21.0	CF/CM48C	High	1275	46.0	33.2	16.25	9.75	48.0	28.0	9.25	7.10	3.14	2.52
				Med	850	32.4	23.2	-	15.20	-	-	9.25	7.10	-	-
				Low	850	27.4	21.0	-	27.35	22.4	-	-	-	-	4.18
TH16B4821S	TPLC080C16MP13C	21.0	CF/CM48D	High	1275	46.5	33.4	16.25	9.75	48.0	28.0	9.25	7.10	3.14	2.52
				Med	850	32.4	23.2	-	15.20	-	-	9.25	7.10	-	-
				Low	850	27.4	21.0	-	27.40	22.4	-	-	-	-	4.20
TH16B4821S	TPLC080C16MP13C	21.0	CF/CM60C	High	1275	47.0	33.6	16.00	9.75	47.5	28.2	9.25	7.30	3.16	2.56
				Med	850	32.4	23.2	-	15.25	-	-	9.25	7.30	-	-
				Low	850	27.2	21.2	-	27.15	22.0	-	-	-	-	4.16

SYSTEM CAPACITY - With High Efficiency Motor Furnaces¹ (Continued)

UNIT MODEL	FURNACE		COIL MODEL ²	Stage	COOLING					HEATING					
	MODEL	WIDTH			RATED CFM	NET MBH		SEER	EER	NET MBH		HSPF IV	HSPF V	COP	
						TOTAL	SENS.			47°F OD	17°F OD			47°F OD	17°F OD
TH16B4821S	TPLC080C16MP13C	21.0	CF/CM60D	High	1275	47.0	33.6	16.25	9.75	47.5	28.2	9.25	7.35	3.18	2.58
				Med	850	32.4	23.2	-	15.30	-	-	9.25	7.35	-	-
				Low	850	27.2	21.2	-	27.30	22.0	-	-	-	-	4.18
TH16B4821S	TPLC080C16MP13C	21.0	CF/CM64D	High	1275	47.5	34.0	16.00	10.00	46.5	29.0	9.50	7.70	3.30	2.70
				Med	850	32.6	23.4	-	15.40	-	-	9.50	7.70	-	-
				Low	850	27.0	21.2	-	27.15	21.0	-	-	-	-	4.16
TH16B4821S	TPLC080C16MP13C	21.0	CF48CBCA1	High	1275	46.0	33.2	16.25	9.75	48.0	28.0	9.25	7.10	3.14	2.52
				Med	850	32.4	23.2	-	15.20	-	-	9.25	7.10	-	-
				Low	850	27.4	21.0	-	27.35	22.4	-	-	-	-	4.18
TH16B4821S	TPLC100C16MP13C	21.0	CF/CM48C	High	1275	46.0	33.2	16.25	9.75	48.0	28.0	9.25	7.10	3.14	2.52
				Med	850	32.4	23.2	-	15.20	-	-	9.25	7.10	-	-
				Low	850	27.4	21.0	-	27.35	22.4	-	-	-	-	4.18
TH16B4821S	TPLC100C16MP13C	21.0	CF/CM48D	High	1275	46.5	33.4	16.25	9.75	48.0	28.0	9.25	7.10	3.14	2.52
				Med	850	32.4	23.2	-	15.20	-	-	9.25	7.10	-	-
				Low	850	27.4	21.0	-	27.40	22.4	-	-	-	-	4.20
TH16B4821S	TPLC100C16MP13C	21.0	CF/CM60C	High	1275	47.0	33.6	16.00	9.75	47.5	28.2	9.25	7.30	3.16	2.56
				Med	850	32.4	23.2	-	15.25	-	-	9.25	7.30	-	-
				Low	850	27.2	21.2	-	27.15	22.0	-	-	-	-	4.16
TH16B4821S	TPLC100C16MP13C	21.0	CF/CM60D	High	1275	47.0	33.6	16.25	9.75	47.5	28.2	9.25	7.35	3.18	2.58
				Med	850	32.4	23.2	-	15.30	-	-	9.25	7.35	-	-
				Low	850	27.2	21.2	-	27.30	22.0	-	-	-	-	4.18
TH16B4821S	TPLC100C16MP13C	21.0	CF/CM64D	High	1275	47.5	34.0	16.00	10.00	46.5	29.0	9.50	7.70	3.30	2.70
				Med	850	32.6	23.4	-	15.40	-	-	9.50	7.70	-	-
				Low	850	27.0	21.2	-	27.15	21.0	-	-	-	-	4.16
TH16B4821S	TPLC100C16MP13C	21.0	CF48CBCA1	High	1275	46.0	33.2	16.25	9.75	48.0	28.0	9.25	7.10	3.14	2.52
				Med	850	32.4	23.2	-	15.20	-	-	9.25	7.10	-	-
				Low	850	27.4	21.0	-	27.35	22.4	-	-	-	-	4.18
TH16B4821S	TPLC100C20MP13C	21.0	CF/CM48C	High	1325	46.5	33.8	16.50	9.75	48.0	28.0	9.25	7.05	3.18	2.54
				Med	875	32.6	23.6	-	15.35	-	-	9.25	7.05	-	-
				Low	875	27.4	21.4	-	27.75	22.4	-	-	-	-	4.24
TH16B4821S	TPLC100C20MP13C	21.0	CF/CM48D	High	1375	47.0	34.6	16.50	9.75	48.0	28.2	9.50	7.50	3.20	2.58
				Med	900	32.8	24.0	-	15.40	-	-	9.50	7.50	-	-
				Low	900	27.4	21.8	-	27.50	22.4	-	-	-	-	4.26
TH16B4821S	TPLC100C20MP13C	21.0	CF/CM60C	High	1325	47.5	34.6	16.50	10.00	47.5	28.2	9.50	7.50	3.22	2.60
				Med	875	32.6	23.6	-	15.40	-	-	9.50	7.50	-	-
				Low	875	27.4	21.4	-	27.70	22.0	-	-	-	-	4.22

SYSTEM CAPACITY - With High Efficiency Motor Furnaces¹ (Continued)

UNIT MODEL	FURNACE		COIL MODEL ²	Stage	COOLING					HEATING						
	MODEL	WIDTH			RATED CFM	NET MBH		SEER	EER	NET MBH		HSPF IV	HSPF V	COP		
						TOTAL	SENS.			47°F OD	17°F OD			47°F OD	17°F OD	
TH16B4821S	TPLC100C20MP13C	21.0	CF/CM60D	High	1325	47.5	34.6	16.50	10.00	47.5	28.2	9.50	7.50	3.24	2.60	
				Med	875	32.6	23.6	-	15.45	-	-	9.50	7.50	-	-	
				Low	875	27.4	21.4	-	27.85	22.0	-	-	-	-	4.22	-
TH16B4821S	TPLC100C20MP13C	21.0	CF/CM64D	High	1225	47.5	33.4	16.50	10.00	46.0	28.6	9.50	7.65	3.30	2.72	
				Med	850	32.6	23.4	-	15.55	-	-	9.50	7.65	-	-	
				Low	850	27.0	21.0	-	27.65	20.8	-	-	-	-	4.18	-
TH16B4821S	TPLC100C20MP13C	21.0	CF48CBCA1	High	1325	46.5	33.8	16.50	9.75	48.0	28.0	9.25	7.05	3.18	2.54	
				Med	875	32.6	23.6	-	15.35	-	-	9.25	7.05	-	-	
				Low	875	27.4	21.4	-	27.75	22.4	-	-	-	-	4.24	-
TH16B4821S	TPLC120C20MP13C	21.0	CF/CM48C	High	1325	46.5	33.8	16.50	9.75	48.0	28.0	9.25	7.05	3.18	2.54	
				Med	875	32.6	23.6	-	15.35	-	-	9.25	7.05	-	-	
				Low	875	27.4	21.4	-	27.75	22.4	-	-	-	-	4.24	-
TH16B4821S	TPLC120C20MP13C	21.0	CF/CM48D	High	1375	47.0	34.6	16.50	9.75	48.0	28.2	9.50	7.50	3.20	2.58	
				Med	900	32.8	24.0	-	15.40	-	-	9.50	7.50	-	-	
				Low	900	27.4	21.8	-	27.50	22.4	-	-	-	-	4.26	-
TH16B4821S	TPLC120C20MP13C	21.0	CF/CM60C	High	1325	47.5	34.6	16.50	10.00	47.5	28.2	9.50	7.50	3.22	2.60	
				Med	875	32.6	23.6	-	15.40	-	-	9.50	7.50	-	-	
				Low	875	27.4	21.4	-	27.70	22.0	-	-	-	-	4.22	-
TH16B4821S	TPLC120C20MP13C	21.0	CF/CM60D	High	1325	47.5	34.6	16.50	10.00	47.5	28.2	9.50	7.50	3.24	2.60	
				Med	875	32.6	23.6	-	15.45	-	-	9.50	7.50	-	-	
				Low	875	27.4	21.4	-	27.85	22.0	-	-	-	-	4.22	-
TH16B4821S	TPLC120C20MP13C	21.0	CF/CM64D	High	1225	47.5	33.4	16.50	10.00	46.0	28.6	9.50	7.65	3.30	2.72	
				Med	850	32.6	23.4	-	15.55	-	-	9.50	7.65	-	-	
				Low	850	27.0	21.0	-	27.65	20.8	-	-	-	-	4.18	-
TH16B4821S	TPLC120C20MP13C	21.0	CF48CBCA1	High	1325	46.5	33.8	16.50	9.75	48.0	28.0	9.25	7.05	3.18	2.54	
				Med	875	32.6	23.6	-	15.35	-	-	9.25	7.05	-	-	
				Low	875	27.4	21.4	-	27.75	22.4	-	-	-	-	4.24	-
TH16B6021S	TL8E080C16UH11	21.0	CF/CM64D	High	1550	56.0	40.5	15.75	9.75	59.0	33.0	9.25	7.65	3.38	2.66	
				Med	1000	37.0	27.4	-	14.65	-	-	-	-	-	-	-
				Low	1000	30.8	24.4	-	26.10	25.2	-	-	-	-	4.10	-
TH16B6021S	TL8E100C20UH11	21.0	CF/CM64D	High	1600	56.5	41.5	15.75	10.00	59.0	32.8	9.25	7.55	3.44	2.68	
				Med	1100	37.4	28.6	-	14.80	-	-	-	-	-	-	-
				Low	1100	31.2	25.8	-	26.25	25.4	-	-	-	-	4.20	-
TH16B6021S	TL9E080C16UH11	21.0	CF/CM64D	High	1400	55.0	38.5	15.75	9.75	59.0	32.6	9.25	7.65	3.34	2.66	
				Med	950	36.8	26.6	-	14.60	-	-	-	-	-	-	-
				Low	950	30.6	23.8	-	26.00	25.4	-	-	-	-	4.10	-

SYSTEM CAPACITY - With High Efficiency Motor Furnaces¹ (Continued)

UNIT MODEL	FURNACE		COIL MODEL ²	Stage	COOLING					HEATING					
	MODEL	WIDTH			RATED CFM	NET MBH		SEER	EER	NET MBH		HSPF IV	HSPF V	COP	
						TOTAL	SENS.			47°F OD	17°F OD			47°F OD	17°F OD
TH16B6021S	TL9E100C20UH11	21.0	CF/CM64D	High	1600	56.5	41.5	15.75	9.75	59.0	32.8	9.25	7.55	3.42	2.68
				Med	1175	38.0	29.8	-	14.85	-	-	-	-	-	-
				Low	1175	31.4	26.6	-	25.60	25.6	-	-	-	-	4.16
TH16B6021S	TM8E080C16MP11	21.0	CF/CM64D	High	1575	56.5	41.5	15.75	9.75	59.0	33.0	9.25	7.60	3.40	2.66
				Med	1025	37.0	27.8	-	14.70	-	-	-	-	-	-
				Low	1025	30.8	24.8	-	26.15	25.2	-	-	-	-	4.16
TH16B6021S	TM8E080C20MP11	21.0	CF/CM64D	High	1575	56.5	41.0	15.50	10.00	58.5	32.6	9.25	7.60	3.44	2.70
				Med	1300	39.0	31.4	-	14.80	-	-	-	-	-	-
				Low	1300	31.6	28.0	-	24.90	25.8	-	-	-	-	4.16
TH16B6021S	TM8E100C16MP11	21.0	CF/CM64D	High	1575	56.5	41.5	15.75	9.75	59.0	33.0	9.25	7.60	3.40	2.66
				Med	875	36.4	25.6	-	14.70	-	-	-	-	-	-
				Low	875	30.2	22.8	-	26.60	25.0	-	-	-	-	4.08
TH16B6021S	TM8E100C20MP11	21.0	CF/CM64D	High	1525	56.0	40.0	15.50	10.00	59.0	32.6	9.25	7.55	3.40	2.70
				Med	1275	38.5	31.0	-	14.70	-	-	-	-	-	-
				Low	1275	31.6	27.8	-	24.80	25.8	-	-	-	-	4.16
TH16B6021S	TM8E120C16MP11	21.0	CF/CM64D	High	1575	56.5	41.5	15.75	9.75	59.0	32.8	9.25	7.60	3.40	2.66
				Med	1025	37.0	27.8	-	14.75	-	-	-	-	-	-
				Low	1025	30.8	24.8	-	26.25	25.2	-	-	-	-	4.16
TH16B6021S	TM8E120C20MP11	21.0	CF/CM64D	High	1525	56.0	40.5	15.50	10.00	58.5	32.6	9.25	7.55	3.40	2.70
				Med	1325	39.0	31.6	-	14.70	-	-	-	-	-	-
				Low	1325	31.6	28.2	-	24.65	25.8	-	-	-	-	4.14
TH16B6021S	TM8E130D20MP11	24.5	CF/CM64D	High	1625	56.5	41.5	15.50	9.75	59.0	32.8	9.25	7.55	3.48	2.68
				Med	1325	39.0	31.6	-	14.75	-	-	-	-	-	-
				Low	1325	31.6	28.2	-	24.70	25.8	-	-	-	-	4.16
TH16B6021S	TM8V100C20MP12C	21.0	CF/CM64D	High	1450	55.5	39.0	15.75	10.00	58.5	32.4	9.25	7.25	3.40	2.72
				Med	975	36.2	26.4	-	14.70	-	-	9.25	7.25	-	-
				Low	975	30.6	24.2	-	26.15	25.4	-	-	-	-	4.12
TH16B6021S	TM8V120C20MP12C	21.0	CF/CM64D	High	1450	55.5	39.0	15.75	10.00	58.5	32.4	9.25	7.25	3.40	2.72
				Med	975	36.2	26.4	-	14.70	-	-	9.25	7.25	-	-
				Low	975	30.6	24.2	-	26.15	25.4	-	-	-	-	4.12
TH16B6021S	TM8X080C16MP11	21.0	CF/CM64D	High	1550	56.0	40.5	15.50	9.75	59.0	32.8	9.25	7.60	3.38	2.68
				Med	1050	36.4	27.6	-	14.65	-	-	9.25	7.60	-	-
				Low	1050	30.8	25.2	-	26.15	25.4	-	-	-	-	4.18
TH16B6021S	TM8X100C16MP11	21.0	CF/CM64D	High	1550	56.0	40.5	15.50	9.75	59.0	32.8	9.25	7.60	3.38	2.68
				Med	1050	36.4	27.6	-	14.65	-	-	9.25	7.60	-	-
				Low	1050	30.8	25.2	-	26.15	25.4	-	-	-	-	4.18

SYSTEM CAPACITY - With High Efficiency Motor Furnaces¹ (Continued)

UNIT MODEL	FURNACE		COIL MODEL ²	Stage	COOLING					HEATING						
	MODEL	WIDTH			RATED CFM	NET MBH		SEER	EER	NET MBH		HSPF IV	HSPF V	COP		
						TOTAL	SENS.			47°F OD	17°F OD			47°F OD	17°F OD	
TH16B6021S	TM8X100C20MP11	21.0	CF/CM64D	High	1375	55.5	38.5	15.75	10.00	58.5	32.2	9.25	7.60	3.34	2.72	
				Med	1050	36.4	27.4	-	14.70	-	-	9.25	7.60	-	-	
				Low	1050	30.8	25.0	-	26.20	25.4	-	-	-	-	4.16	-
TH16B6021S	TM8X120C20MP11	21.0	CF/CM64D	High	1375	55.5	38.5	15.75	10.00	58.5	32.2	9.25	7.60	3.34	2.72	
				Med	1050	36.4	27.4	-	14.70	-	-	9.25	7.60	-	-	
				Low	1050	30.8	25.0	-	26.20	25.4	-	-	-	-	4.16	-
TH16B6021S	TM8Y080C16MP11	21.0	CF/CM64D	High	1550	56.0	40.5	15.50	9.75	59.0	32.8	9.25	7.60	3.38	2.68	
				Med	1050	36.4	27.6	-	14.65	-	-	9.25	7.60	-	-	
				Low	1050	30.8	25.2	-	26.15	25.4	-	-	-	-	4.18	-
TH16B6021S	TM8Y100C16MP11	21.0	CF/CM64D	High	1550	56.0	40.5	15.50	9.75	59.0	32.8	9.25	7.60	3.38	2.68	
				Med	1050	36.4	27.6	-	14.65	-	-	9.25	7.60	-	-	
				Low	1050	30.8	25.2	-	26.15	25.4	-	-	-	-	4.18	-
TH16B6021S	TM8Y100C20MP11	21.0	CF/CM64D	High	1375	55.5	38.5	15.75	10.00	58.5	32.2	9.25	7.60	3.34	2.72	
				Med	1050	36.4	27.4	-	14.70	-	-	9.25	7.60	-	-	
				Low	1050	30.8	25.0	-	26.20	25.4	-	-	-	-	4.16	-
TH16B6021S	TM8Y120C20MP11	21.0	CF/CM64D	High	1375	55.5	38.5	15.75	10.00	58.5	32.2	9.25	7.60	3.34	2.72	
				Med	1050	36.4	27.4	-	14.70	-	-	9.25	7.60	-	-	
				Low	1050	30.8	25.0	-	26.20	25.4	-	-	-	-	4.16	-
TH16B6021S	TM9E080C20MP12	21.0	CF/CM64D	High	1500	56.0	40.0	15.50	10.00	59.0	32.6	9.25	7.55	3.38	2.70	
				Med	1275	38.5	31.0	-	14.70	-	-	-	-	-	-	-
				Low	1275	31.4	28.0	-	24.85	25.8	-	-	-	-	4.16	-
TH16B6021S	TM9E100C20MP11	21.0	CF/CM64D	High	1550	56.0	40.5	15.00	9.75	59.0	32.6	9.00	7.30	3.38	2.68	
				Med	1225	37.4	29.8	-	14.50	-	-	9.00	7.30	-	-	
				Low	1225	31.2	27.0	-	24.50	25.8	-	-	-	-	4.12	-
TH16B6021S	TM9E100C20MP12	21.0	CF/CM64D	High	1525	56.0	40.0	15.50	10.00	59.0	32.6	9.25	7.55	3.40	2.70	
				Med	1250	38.5	30.8	-	14.70	-	-	-	-	-	-	-
				Low	1250	31.6	27.4	-	25.00	25.8	-	-	-	-	4.16	-
TH16B6021S	TM9E120D20MP11	24.5	CF/CM64D	High	1375	55.0	38.0	15.75	9.75	58.5	32.2	9.00	7.35	3.32	2.72	
				Med	1000	36.2	26.8	-	14.75	-	-	9.00	7.35	-	-	
				Low	1000	30.6	24.2	-	26.35	25.4	-	-	-	-	4.14	-
TH16B6021S	TM9E120D20MP12	24.5	CF/CM64D	High	1725	57.0	43.0	15.50	9.75	59.0	33.2	9.25	7.55	3.44	2.64	
				Med	1275	38.5	31.0	-	14.70	-	-	-	-	-	-	-
				Low	1275	31.6	27.8	-	24.75	25.8	-	-	-	-	4.14	-
TH16B6021S	TM9V080C16MP12C	21.0	CF/CM64D	High	1375	55.0	38.5	15.50	9.75	59.0	32.6	9.25	7.30	3.28	2.66	
				Med	900	36.4	26.0	-	14.40	-	-	9.25	7.30	-	-	
				Low	900	30.2	23.2	-	25.50	25.2	-	-	-	-	4.04	-

SYSTEM CAPACITY - With High Efficiency Motor Furnaces¹ (Continued)

UNIT MODEL	FURNACE		COIL MODEL ²	Stage	COOLING					HEATING					
	MODEL	WIDTH			RATED CFM	NET MBH		SEER	EER	NET MBH		HSPF IV	HSPF V	COP	
						TOTAL	SENS.			47°F OD	17°F OD			47°F OD	17°F OD
TH16B6021S	TM9V100C16MP12C	21.0	CF/CM64D	High	1425	55.5	39.0	15.50	9.75	58.5	32.6	9.25	7.30	3.34	2.68
				Med	975	37.0	26.8	-	14.65	-	-	9.25	7.30	-	-
				Low	975	30.6	24.2	-	25.85	25.2	-	-	-	4.08	-
TH16B6021S	TM9V100C20MP12C	21.0	CF/CM64D	High	1600	56.5	41.5	15.25	9.75	59.0	33.0	9.25	7.25	3.40	2.66
				Med	975	37.0	27.0	-	14.60	-	-	9.25	7.25	-	-
				Low	975	30.6	24.0	-	25.65	25.2	-	-	-	4.08	-
TH16B6021S	TM9V120D20MP12C	24.5	CF/CM64D	High	1575	56.5	41.0	15.75	9.75	58.5	32.6	9.25	7.20	3.44	2.70
				Med	1000	37.0	27.4	-	14.70	-	-	9.25	7.20	-	-
				Low	1000	30.8	24.6	-	26.15	25.2	-	-	-	4.12	-
TH16B6021S	TM9Y100C20MP11	21.0	CF/CM64D	High	1550	56.0	40.5	15.00	9.75	59.0	32.6	9.00	7.30	3.38	2.68
				Med	1225	37.4	29.8	-	14.50	-	-	9.00	7.30	-	-
				Low	1225	31.2	27.0	-	24.50	25.8	-	-	-	4.12	-
TH16B6021S	TM9Y120D20MP11	24.5	CF/CM64D	High	1375	55.0	38.0	15.75	9.75	58.5	32.2	9.00	7.35	3.32	2.72
				Med	1000	36.2	26.8	-	14.75	-	-	9.00	7.35	-	-
				Low	1000	30.6	24.2	-	26.35	25.4	-	-	-	4.14	-
TH16B6021S	TMLV100C20MP12C	21.0	CF/CM64D	High	1450	55.5	39.0	15.75	10.00	58.5	32.4	9.25	7.25	3.40	2.72
				Med	975	36.2	26.4	-	14.70	-	-	9.25	7.25	-	-
				Low	975	30.6	24.2	-	26.15	25.4	-	-	-	4.12	-
TH16B6021S	TMLV120C20MP12C	21.0	CF/CM64D	High	1450	55.5	39.0	15.75	10.00	58.5	32.4	9.25	7.25	3.40	2.72
				Med	975	36.2	26.4	-	14.70	-	-	9.25	7.25	-	-
				Low	975	30.6	24.2	-	26.15	25.4	-	-	-	4.12	-
TH16B6021S	TMLX080C16MP11	21.0	CF/CM64D	High	1550	56.0	40.5	15.50	9.75	59.0	32.8	9.25	7.60	3.38	2.68
				Med	1050	36.4	27.6	-	14.65	-	-	9.25	7.60	-	-
				Low	1050	30.8	25.2	-	26.15	25.4	-	-	-	4.18	-
TH16B6021S	TMLX100C16MP11	21.0	CF/CM64D	High	1550	56.0	40.5	15.50	9.75	59.0	32.8	9.25	7.60	3.38	2.68
				Med	1050	36.4	27.6	-	14.65	-	-	9.25	7.60	-	-
				Low	1050	30.8	25.2	-	26.15	25.4	-	-	-	4.18	-
TH16B6021S	TMLX100C20MP11	21.0	CF/CM64D	High	1375	55.5	38.5	15.75	10.00	58.5	32.2	9.25	7.60	3.34	2.72
				Med	1050	36.4	27.4	-	14.70	-	-	9.25	7.60	-	-
				Low	1050	30.8	25.0	-	26.20	25.4	-	-	-	4.16	-
TH16B6021S	TMLX120C20MP11	21.0	CF/CM64D	High	1375	55.5	38.5	15.75	10.00	58.5	32.2	9.25	7.60	3.34	2.72
				Med	1050	36.4	27.4	-	14.70	-	-	9.25	7.60	-	-
				Low	1050	30.8	25.0	-	26.20	25.4	-	-	-	4.16	-
TH16B6021S	TP9C080C16MP13C	21.0	CF/CM64D	High	1375	55.0	38.5	15.50	9.75	59.0	32.6	9.25	7.30	3.28	2.66
				Med	900	36.4	26.0	-	14.40	-	-	9.25	7.30	-	-
				Low	900	30.2	23.2	-	25.50	25.2	-	-	-	4.04	-

SYSTEM CAPACITY - With High Efficiency Motor Furnaces¹ (Continued)

UNIT MODEL	FURNACE		COIL MODEL ²	Stage	COOLING					HEATING					
	MODEL	WIDTH			RATED CFM	NET MBH		SEER	EER	NET MBH		HSPF IV	HSPF V	COP	
						TOTAL	SENS.			47°F OD	17°F OD			47°F OD	17°F OD
TH16B6021S	TP9C100C16MP13C	21.0	CF/CM64D	High	1425	55.5	39.0	15.50	9.75	58.5	32.6	9.25	7.30	3.34	2.68
				Med	975	37.0	26.8	-	14.65	-	-	9.25	7.30	-	-
				Low	975	30.6	24.2	-	25.85	25.2	-	-	-	4.08	-
TH16B6021S	TP9C100C20MP13C	21.0	CF/CM64D	High	1600	56.5	41.5	15.25	9.75	59.0	33.0	9.25	7.25	3.40	2.66
				Med	975	37.0	27.0	-	14.60	-	-	9.25	7.25	-	-
				Low	975	30.6	24.0	-	25.65	25.2	-	-	-	4.08	-
TH16B6021S	TP9C120D20MP13C	24.5	CF/CM64D	High	1575	56.5	41.0	15.75	9.75	58.5	32.6	9.25	7.20	3.44	2.70
				Med	1000	37.0	27.4	-	14.70	-	-	9.25	7.20	-	-
				Low	1000	30.8	24.6	-	26.15	25.2	-	-	-	4.12	-
TH16B6021S	TPLC100C20MP13C	21.0	CF/CM64D	High	1450	55.5	39.0	15.75	10.00	58.5	32.4	9.25	7.25	3.40	2.72
				Med	975	36.2	26.4	-	14.70	-	-	9.25	7.25	-	-
				Low	975	30.6	24.2	-	26.15	25.4	-	-	-	4.12	-
TH16B6021S	TPLC120C20MP13C	21.0	CF/CM64D	High	1450	55.5	39.0	15.75	10.00	58.5	32.4	9.25	7.25	3.40	2.72
				Med	975	36.2	26.4	-	14.70	-	-	9.25	7.25	-	-
				Low	975	30.6	24.2	-	26.15	25.4	-	-	-	4.12	-

For rated condition information, see the footnotes below the System Capacity - Single Piece and Modular Air Handlers table.

1. High Efficiency Motor Furnaces have B.O.D. (Blower on Delay) standard.
2. CM coils available with a factory installed horizontal drain pan. See price pages for specific model number.

APPLICATION & ACCESSORIES

Refer to Price Manual for specific model numbers.

Standard Application Limits*		
Maximum Lineset Equivalent Length		80 Ft
Outdoor Ambient Temperature Limits		
Cooling Operation	Maximum DB	115°F
	Minimum DB	35°F
Heating Operation	Maximum DB	75°F
	Minimum DB	-20°F

* For applications such as Low Ambient, reduced linesets, and/or long linesets, see the accessories listed below.

Support Feet S1-HPRKIT-:** Kit of 5 support feet to raise unit above snow or landscaping. Available in heights of 3", 6" or 12".

Anchor Bracket Kit S1-1HK0401: Firmly anchors unit to pad or support structure. When properly installed, approved for ground-mounted or roof-mounted applications.

Indoor TXV Kit S1-1TVM*:** Thermal expansion valves precisely meter refrigerant for optimum performance over a wide range of conditions. See System Charge Table, Price Pages, or Source1 Smart Search for TXV part number for each AC & HP model.

Wall Mount Kit (S1-ACB-):** Includes two brackets to allow outdoor unit to be securely mounted to a vertical wall. Mounting hardware is field sourced according to the specific application.

Cold Weather Charging Tent S1-CHGTENT01: Provides warm environment to accurately service AC & HP systems in ambient conditions 55°F (13°C) or colder.

Touch-up Paint S1-5130153**:** Color matched aerosol paint for touching up unit chassis and panels. See Price Pages or Source1 SmartSearch for the correct color for each application.

Thermostat: Compatible thermostat controls are available through accessory sourcing. For optimum performance, these outdoor units are fully compatible with our residential Hx™ Touchscreen Thermostats available through Source1. For more information, see the thermostat section of the Product Equipment Catalog.

SOUND POWER RATINGS - COOLING

High Stage Cooling	Octave Band Sound Power Level (db re. 1-pW)									
	Model Number	63	125	250	500	1000	2000	4000	8000	dBA
TH16B2421S	65	71	64	69	64	61	62	60	70	19.2
TH16B3622S	68	67	63	68	72	62	61	66	74	19.0
TH16B4821S	76	76	72	73	71	66	65	63	75	19.0
TH16B6021S	74	74	73	71	70	70	68	64	76	19.1
Low Stage Cooling	Octave Band Sound Power Level (db re. 1-pW)									
TH16B2421S	67	74	65	68	65	62	62	59	70	19.1
TH16B3622S	67	67	62	64	63	58	56	56	67	19.2
TH16B4821S	76	76	72	72	70	64	61	61	74	19.0
TH16B6021S	74	74	73	71	69	65	61	61	74	19.0

Rated in accordance with ARI Standard 270.

SOUND POWER RATINGS - HEATING

High Stage Heating	Octave Band Sound Power Level (db re. 1-pW)									
	Model Number	63	125	250	500	1000	2000	4000	8000	dBA
TH16B2421S	66	76	66	69	65	62	67	63	72	19.0
TH16B3622S	70	71	69	72	78	64	63	61	79	19.1
TH16B4821S	75	74	74	72	71	66	65	62	76	19.1
TH16B6021S	74	75	72	72	70	64	61	62	74	19.0
Low Stage Heating	Octave Band Sound Power Level (db re. 1-pW)									
TH16B2421S	67	75	66	68	64	61	60	58	70	19.0
TH16B3622S	70	70	68	69	66	61	59	59	71	19.0
TH16B4821S	76	73	73	72	71	64	60	59	74	19.0
TH16B6021S	75	75	72	71	70	63	60	62	74	19.1

Rated in accordance with ARI Standard 270.

UNIT OPERATION

DEFROST MODE

The defrost mode is equivalent to the cooling mode except that the outdoor fan motor is de-energized.

COOLING OPERATION

During cooling operation, the control receives thermostat signals at the “Y1” and/or “Y2” and “O” input terminals. The control communicates the proper compressor speed and OD fan speed to the inverter drive, based on the control algorithm. The control energizes the “RV” and “RVG” terminals with 24VAC to switch the reversing valve.

HEATING OPERATION

During heating operation, the control receives thermostat signals at the “Y1” and/or “Y2” input terminals. The main control communicates the proper compressor speed and OD fan speed to the inverter drive, based on the control operation.

EMERGENCY HEAT

Emergency Heating mode is defined as a compressor speed reference of zero and the backup heat source energized. In other words, a 'W' signal present without any 'Y' signals present. The control energizes 'W1 OUT' immediately when an emergency heat signal “W” is received. The control energizes “W2 OUT” 15 minutes after the “W1 OUT” output is energized.

During emergency heating mode, the control returns to standby mode. The control passes the “W1 OUT” back to the ID unit automatically if no “Y” is present. The reason is that “W” and “W1 OUT” are connected via a normally closed relay contact.

MECHANICAL SPECIFICATIONS

MANUFACTURE AND CERTIFICATIONS

- Units shall be manufactured in an ISO 9001 certified facility.
- Units shall be certified by CSA to UL 1995 / CSA 22.2 and performance certified to ANSI/AHRI Standard 210/240.
- Units shall be sound tested according to ANSI/AHRI Standard 270.
- Certified matched system ratings will be available for download from the AHRI online directory at www.ahridirectory.org.
- Unit packaging shall be marked, “Assembled in the USA”

UNIT APPLICATION

- Units shall be approved for heating operation between -20°F and 75°F without modification.
- Units shall be approved for linesets up to 80 feet equivalent length without modification.
- Units shall be approved for installation within 6 inches of a flat vertical wall without modification, according to the instructions in the technical literature.
- Units shall be certified to the 5th Edition (2014) of the Florida Building Code for both Ground Mounted and Rooftop Mounted applications up to 200 feet above grade with approved mounting kit.
- Units shall be designed to 74dBA or less to minimize sound pollution.

UNIT ACCESS

- Units shall have a removable fan guard that can be removed independently of the top for interior access through the top of the unit without damaging the coil.
- Units shall have two removable stamped extruded louver steel coil guards for exterior coil access.
- Units shall have a separate compartment for electrical controls that can be accessed without disturbing the unit airflow.
- Units shall have a blockoff panel that can be removed to provide interior unit access through the side of the unit.
- Units shall have a removable blockoff panel and a swing away removable electrical panel that provides sufficient interior unit access for removing the compressor through the side of the unit.

UNIT CONSTRUCTION

- Units shall be shipped completely wired, piped and assembled. Wiring pigtails shall be provided for field control wiring connections. Service valves shall be provided for field refrigerant line connections.
- Units shall be factory leak checked, run tested, and shipped with a holding charge of R-410A refrigerant.
- Unit cabinet components shall be G90 equivalent steel finished with powder-coat paint rated at a minimum of 750 hours under ASTM B117 testing.
- Units shall have a single corner post opposite the electrical control box and two independently removable steel coil guard panels to optimize cabinet strength and serviceability.
- Units shall have L-shaped stamped extruded louver sheet metal coil guards with for maximum panel durability and stiffness.
- Units shall have a factory installed filter-drier for faster installation and improved system reliability.
- Unit base valves shall be mounted diagonally on the unit base pan with service ports that provide sufficient clearance for low-loss hose fittings.
- Units shall provide a service port mounted in the base pan such that panels can be removed without moving the service port.
- Units shall be constructed with a high pressure switch and a low pressure switch for system protection.
- Units shall be constructed with all badging and labels applied at the factory.

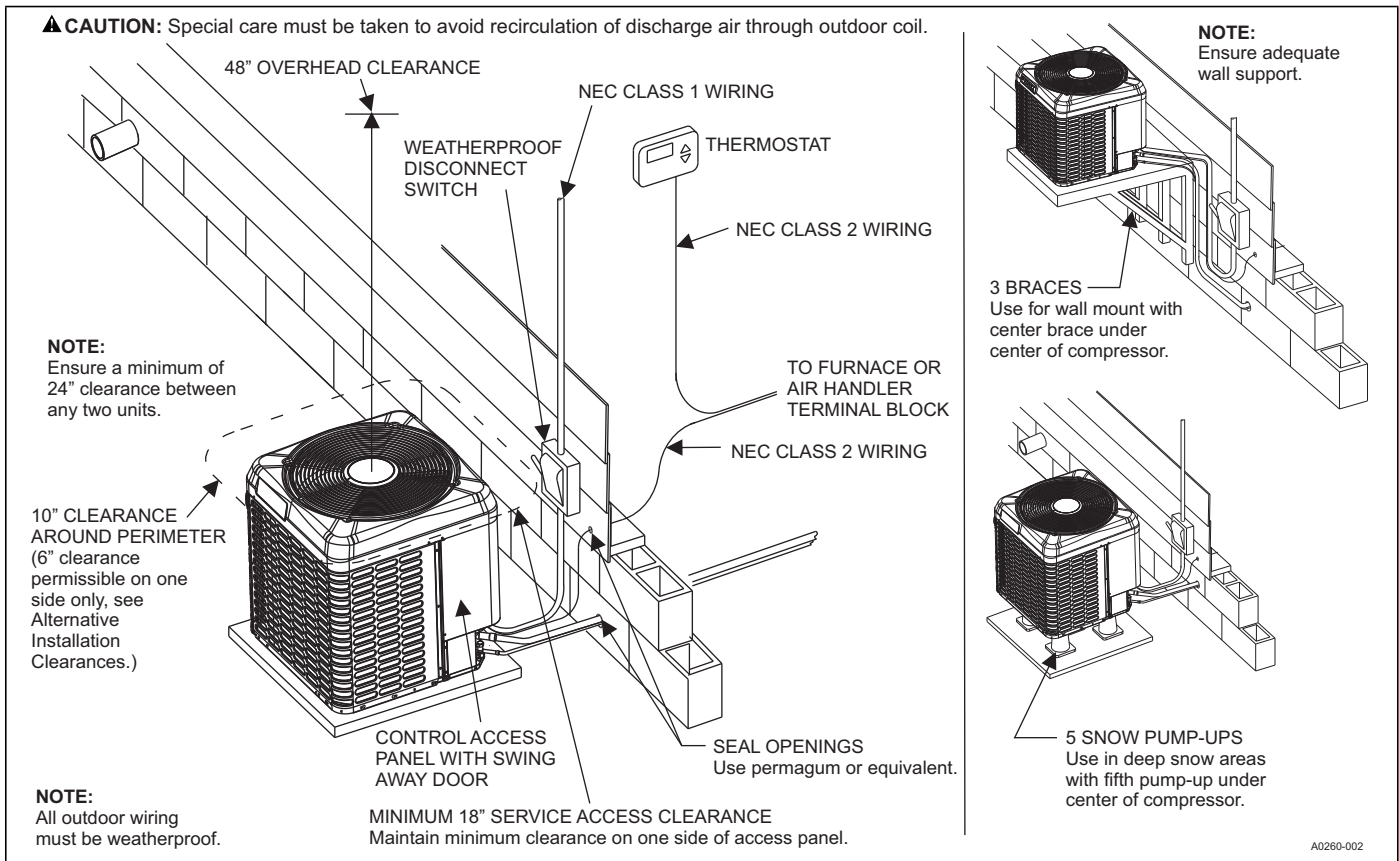
UNIT COMPONENTS

- Units shall be constructed of rotary or scroll compressors paired with an inverter drive.
- Outdoor fan shall be direct drive with vertical air discharge for low sound levels.
- Outdoor fan blades are designed to minimize sound. (Applies to select models).
- Outdoor fan motor shall be ECM construction with permanently lubricated ball bearing motors approved for vertical shaft applications.
- Outdoor coil shall be air cooled and constructed of enhanced aluminum fins mechanically bonded to internally enhanced Ø 7mm copper tubing.

UNIT WARRANTIES

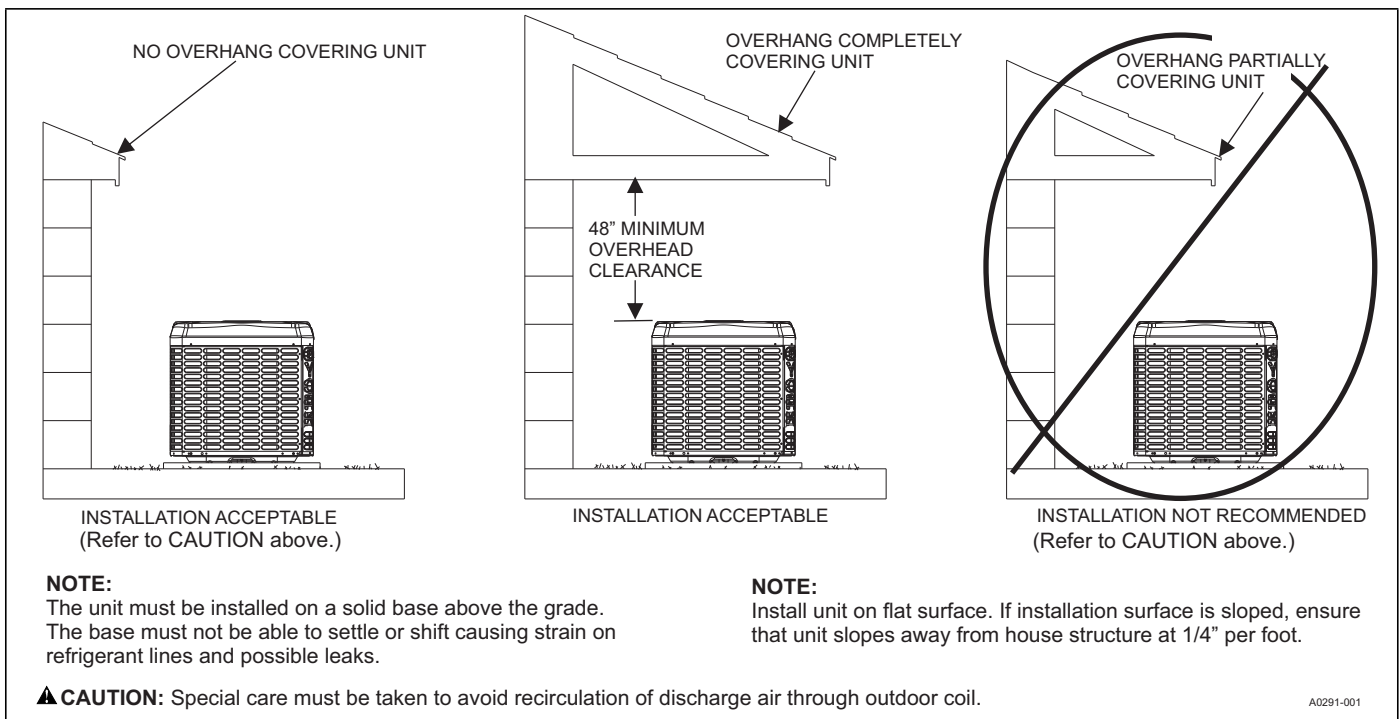
- Unit manufacturer shall provide a 10-Year compressor warranty without a requirement for unit registration.
- Unit manufacturer shall provide a 5-Year parts warranty without a requirement for unit registration.

TYPICAL INSTALLATION

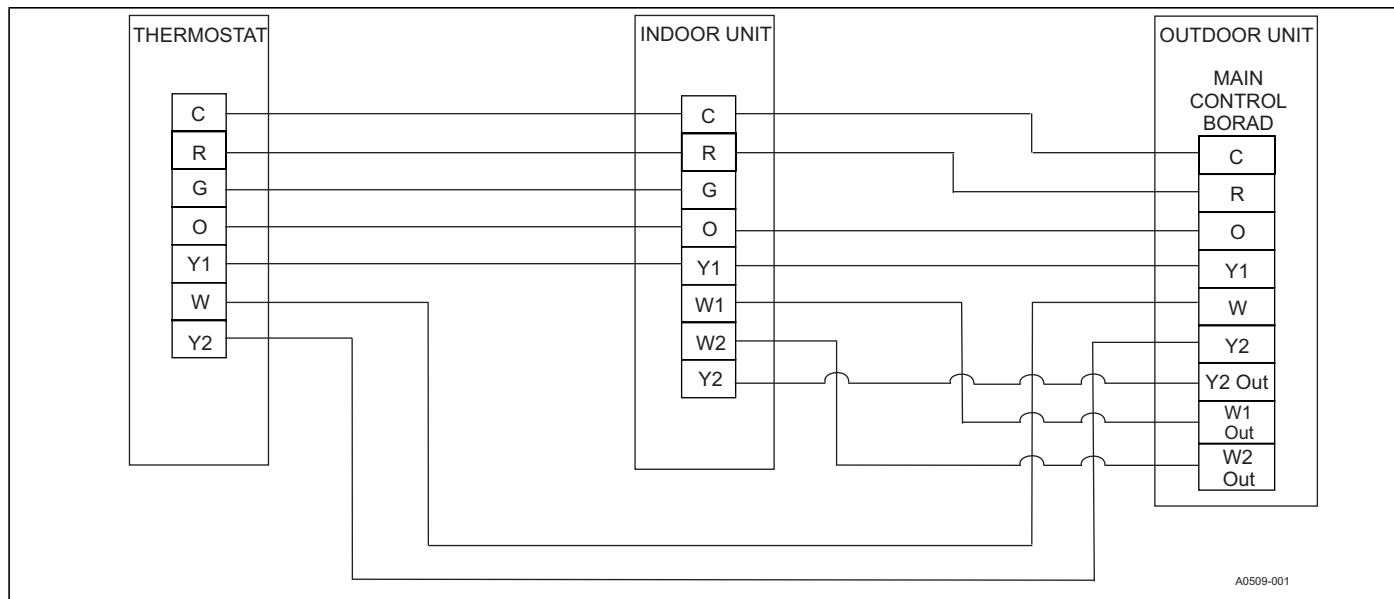


▲ CAUTION

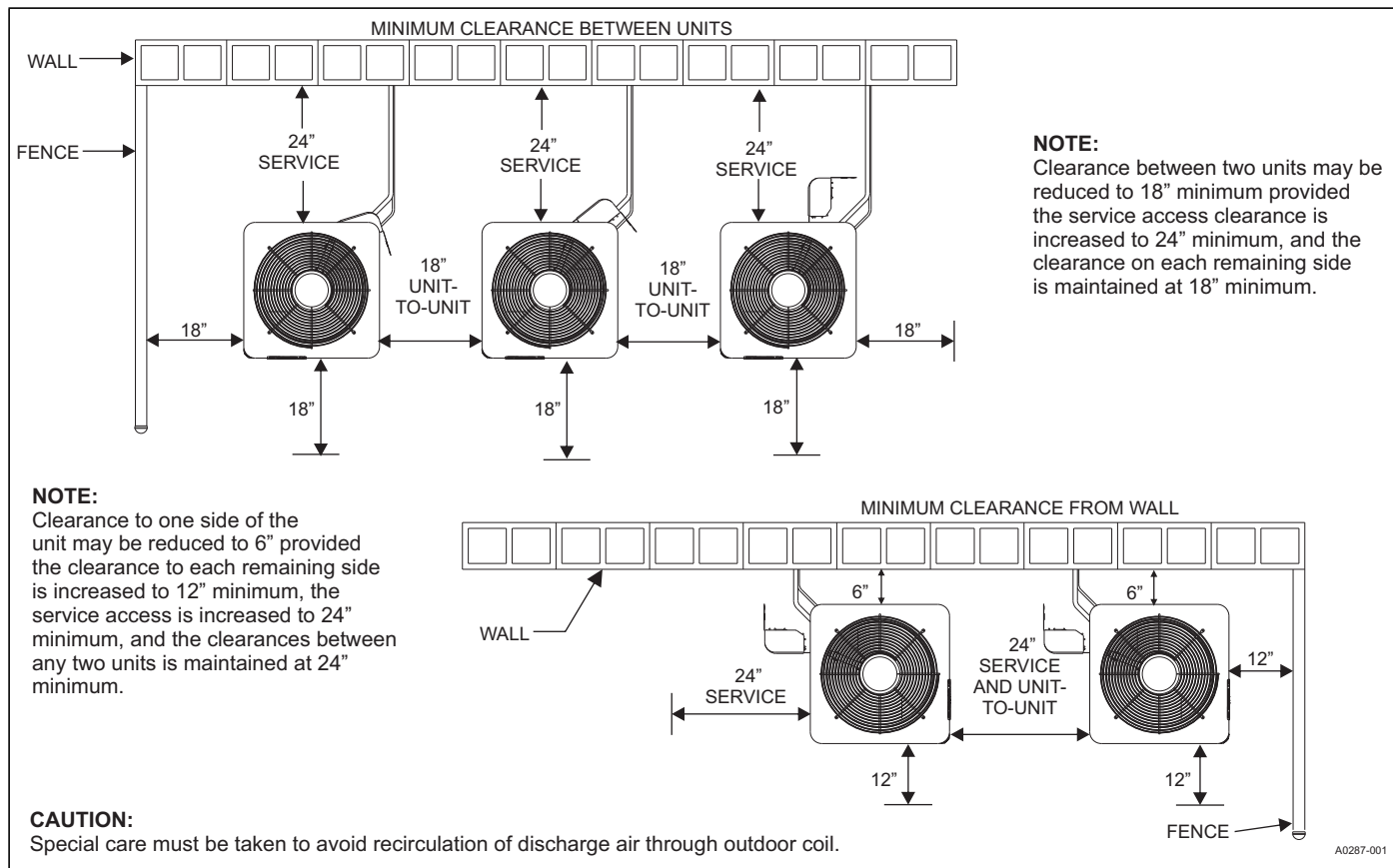
Care must be taken to prevent ice from damaging the unit. Damage may occur from ice falling onto unit from a sloped roof or from a vertical drip line due to a partial overhang.



TYPICAL FIELD WIRING



ALTERNATIVE INSTALLATION CLEARANCES



PERFORMANCE DATA - 2 TON

CONDENSER-ONLY DATA (OUTDOOR UNIT)														
MODEL	SATURATED SUCTION @ COMPRESSOR		Outdoor Ambient Temperature											
			65 °F		75 °F		85 °F		95 °F		105 °F		115 °F	
	T (°F)	P (PSIG)	MBH	KW	MBH	KW	MBH	KW	MBH	KW	MBH	KW	MBH	KW
TH16B2421S	35	107	23.8	1.11	22.0	1.33	20.2	1.56	18.5	1.78	16.7	2.00	15.0	2.23
	40	119	25.9	1.11	24.2	1.33	22.4	1.55	20.6	1.77	18.9	1.98	17.1	2.20
	45	130	28.1	1.11	26.4	1.33	24.6	1.54	22.8	1.75	21.0	1.96	19.2	2.17
	50	143	30.3	1.11	28.5	1.32	26.7	1.53	24.9	1.73	23.1	1.94	21.3	2.15
	55	156	32.5	1.12	30.7	1.32	28.9	1.52	27.1	1.72	25.3	1.92	23.4	2.12

Notes:

- For Outdoor Unit (Condenser) performance only. Data does not include the effects of air handler power or heat.
- Performance based on 15°F subcooling and 15°F superheat at the Outdoor Unit base valves.
 - Increase capacity by 1% for each 2°F increase in subcooling.
 - Decrease capacity by 1% for each 2°F decrease in subcooling.
- Maximum recommended condensing temperature is 140°F.

COOLING PERFORMANCE DATA- HIGH																	
AIR CONDITIONER MODEL NO.		TH16B2421S															
AIR TEMP. ENTERING OUTDOOR UNIT (°F)	IDCFM	600					800					1000					
		ID DB (°F)	80	80	75	80	80	80	80	75	80	80	80	80	75	80	80
		ID WB (°F)	57	62	62	67	72	57	62	62	67	72	57	62	62	67	72
55	T.C.	22.7	25.7	25.6	27.9	30.9	24.65	26.75	26.65	29.15	31.6	26.6	27.8	27.7	30.4	32.3	
	S.C.	20.9	19	16.3	16.1	13.2	23.55	21.95	18.5	18.45	14.4	26.2	24.9	20.7	20.8	15.6	
	KW	1.37	1.35	1.34	1.32	1.28	1.42	1.40	1.40	1.37	1.34	1.46	1.45	1.46	1.42	1.40	
65	T.C.	21.7	24.5	24.5	26.8	29.8	23.7	25.5	25.5	27.9	30.6	25.8	26.6	26.6	29.1	31.4	
	S.C.	20.2	18.4	15.8	15.6	12.8	22.7	21.4	18.1	18.0	14.1	25.2	24.5	20.3	20.3	15.5	
	KW	1.54	1.53	1.53	1.51	1.49	1.60	1.59	1.59	1.57	1.55	1.66	1.65	1.65	1.63	1.61	
75	T.C.	20.7	23.3	23.4	25.6	28.6	22.8	24.3	24.4	26.7	29.6	24.9	25.3	25.4	27.7	30.5	
	S.C.	19.5	17.8	15.3	15.1	12.4	21.9	20.9	17.6	17.5	13.9	24.2	24.0	19.9	19.8	15.3	
	KW	1.71	1.71	1.71	1.71	1.70	1.78	1.78	1.78	1.77	1.76	1.85	1.85	1.85	1.84	1.82	
85	T.C.	20.0	22.2	22.4	24.6	27.2	21.9	23.1	23.2	25.4	27.9	23.9	24.0	24.0	26.2	28.7	
	S.C.	19.0	17.3	14.8	14.7	12.0	21.1	14.6	17.1	17.0	13.4	23.2	12.0	19.4	19.3	14.8	
	KW	1.90	1.92	1.92	1.93	1.93	1.99	2.00	1.99	2.00	2.00	2.07	2.07	2.07	2.07	2.07	
95	T.C.	19.2	21.0	21.3	23.5	25.7	21.0	21.8	22.0	24.1	26.3	22.8	22.6	22.6	24.7	26.8	
	S.C.	18.5	16.7	14.3	14.3	11.5	20.3	8.4	16.6	16.5	12.9	22.1	0.0	18.9	18.7	14.2	
	KW	2.10	2.12	2.12	2.14	2.15	2.19	2.21	2.20	2.22	2.23	2.28	2.29	2.28	2.30	2.31	
105	T.C.	17.3	18.4	18.5	20.6	22.6	18.8	19.1	19.0	21.0	23.0	20.3	19.8	19.5	21.4	23.4	
	S.C.	16.6	15.5	13.0	13.2	10.4	18.1	7.8	12.8	15.3	11.7	19.7	0.0	12.5	17.4	13.0	
	KW	2.10	2.12	2.12	2.14	2.15	2.19	2.20	2.20	2.22	2.23	2.28	2.29	2.28	2.30	2.30	
115	T.C.	15.4	15.8	15.8	17.7	19.5	16.6	16.5	16.2	18.0	19.8	17.8	17.2	16.5	18.2	20.0	
	S.C.	14.8	14.4	11.8	12.1	9.4	16.0	7.2	9.0	14.1	10.6	17.3	0.0	6.2	16.2	11.9	
	KW	2.10	2.11	2.11	2.13	2.15	2.19	2.20	2.19	2.21	2.23	2.28	2.28	2.27	2.29	2.30	
125	T.C.	13.6	13.3	13.1	14.9	16.5	14.5	13.9	13.3	15.0	16.6	15.4	14.5	13.5	15.0	16.7	
	S.C.	13.0	13.2	10.6	11.0	8.4	14.0	6.6	5.3	13.0	9.6	14.9	0.0	0.0	14.9	10.7	
	KW	2.10	2.11	2.10	2.12	2.15	2.19	2.19	2.18	2.21	2.22	2.28	2.28	2.27	2.29	2.30	

NOTE: ALL CAPACITIES INCLUDE INDOOR FAN HEAT. KW VALUES ARE FOR THE SYSTEM (OUTDOOR + INDOOR).

Green shaded cells are ACCA (TVA) conditions.

Blue shaded cells are AHRI conditions.

Multipliers for determining the performance with other indoor sections.

NOTE: For dry bulb temperatures different than those listed (between 73-87 °F), sensible capacity increases by 1060 BTUH per 1000 CFM per degree above the listed temperature and decreases by 1060 BTUH per 1000 CFM per degree below the listed temperature.

COIL MULTIPLIERS - 2 TON

Air Handler	Coil	T.C.	S.C.	KW
AE24BBA21	-	1.00	1.00	1.00
AE24BX21	-	1.00	1.00	1.00
AE30BX21	-	0.95	1.03	0.94
AVC24BX21	-	0.95	1.00	0.96
AVC30BX21	-	0.95	1.06	0.96
AVC36BX21	-	0.95	1.06	0.98
AVC36CX21	-	0.95	0.95	0.96
ME08BN21	CF/CM24B	0.98	1.07	0.96
ME08BN21	CF/CM30B	1.01	1.14	1.01
ME08BN21	CF/CM36B	0.95	1.04	0.96
ME08BN21	CF24BBAA1	1.00	1.13	1.02
ME08BN21	CM24BBAA1	0.98	1.07	0.96
MVC08BN21	CF/CM24B	0.95	1.03	0.96
MVC08BN21	CF/CM30B	0.95	1.03	1.00
MVC08BN21	CF/CM36B	0.95	1.03	0.98
MVC08BN21	CF24BBAA1	0.95	1.03	0.96
MVC12BN21	CF/CM24B	0.95	1.00	0.98
MVC12BN21	CF/CM30B	0.95	1.03	1.00
MVC12BN21	CF/CM36B	0.98	1.08	1.12
MVC12BN21	CF24BBAA1	0.95	1.00	0.98
MVC16CN21	CF/CM30C	0.95	0.97	1.00
MVC16CN21	CF/CM36C	0.95	1.05	1.02

FURNACE MULTIPLIERS - 2 TON

Furnaces	Coil	T.C.	S.C.	KW
TL8E060A12UH11	CF/CM/CU24A	0.95	1.02	1.00
TL8E060A12UH11	CF/CM/CU24B	0.95	1.04	1.00
TL8E060A12UH11	CF/CM/CU30A	0.95	1.03	0.98
TL8E060A12UH11	CF/CM/CU30B	0.95	1.03	0.98
TL8E060A12UH11	CF/CM/CU36B	0.95	1.04	0.96
TL8E060A12UH11	CF/CM36A	0.95	1.01	0.98
TL9E060B12UH11	CF/CM/CU24B	0.95	1.03	1.00
TL9E060B12UH11	CF/CM/CU30B	0.95	1.03	0.98
TL9E060B12UH11	CF/CM/CU36B	0.95	1.02	0.98
TL9E060B12UH11	CF/CM/CU36C	0.95	1.04	0.98
TL9E060B12UH11	CF/CM30C	0.95	1.03	0.98
TM8E040A12MP11	CF/CM/CU24A	0.95	1.02	1.00
TM8E040A12MP11	CF/CM/CU24B	0.95	1.04	1.00
TM8E040A12MP11	CF/CM/CU30A	0.95	1.03	0.98
TM8E040A12MP11	CF/CM/CU30B	0.95	1.03	0.96
TM8E040A12MP11	CF/CM/CU36B	0.95	1.04	0.96
TM8E040A12MP11	CF/CM36A	0.95	1.01	0.98
TM8E080B12MP11	CF/CM/CU24B	0.95	1.01	1.02
TM8E100B12MP11	CF/CM/CU24B	0.95	1.02	0.98
TM8E100B12MP11	CF/CM/CU30B	0.98	1.08	0.98
TM8E100B12MP11	CF/CM/CU36B	0.95	1.01	0.96
TM8E100B12MP11	CF/CM30C	0.98	1.08	0.98
TM8V060A12MP12C	CF/CM/CU24A	0.95	1.00	1.00
TM8V060A12MP12C	CF/CM/CU30A	0.95	0.93	1.00
TM8V060A12MP12C	CF/CM36A	0.98	1.04	1.00
TM8V060A12MP12C	CF24ABAA1	0.95	1.00	1.00
TM8V060A12MP12C	CF30ABAA1	0.95	0.93	1.00
TM8V080B12MP12C	CF/CM/CU24B	0.95	1.05	0.98
TM8V080B12MP12C	CF/CM/CU30B	0.95	0.99	0.98
TM8V080B12MP12C	CF/CM/CU36B	0.95	1.00	0.98

FURNACE MULTIPLIERS - 2 TON (Continued)

Furnaces	Coil	T.C.	S.C.	KW
TM8V080B12MP12C	CF24BBAA1	0.95	1.05	0.98
TM8V080C16MP12C	CF/CM/CU30C	0.95	1.00	1.00
TM8V080C16MP12C	CF/CM/CU36C	0.95	1.01	0.98
TM8V100C16MP12C	CF/CM/CU30C	0.95	1.00	1.00
TM8V100C16MP12C	CF/CM/CU36C	0.95	1.01	0.98
TM8X060A12MP11	CF/CM/CU24A	0.95	1.02	0.98
TM8X060A12MP11	CF/CM/CU30A	0.95	0.99	0.96
TM8X060A12MP11	CF/CM36A	0.95	0.95	0.98
TM8X060A12MP11	CF24ABAA1	0.95	1.02	0.98
TM8X060A12MP11	CF30ABAA1	0.95	0.99	0.96
TM8X080B12MP11	CF/CM/CU24B	0.95	0.89	0.98
TM8X080B12MP11	CF/CM/CU30B	0.95	0.97	0.98
TM8X080B12MP11	CF/CM/CU36B	0.95	0.95	0.98
TM8X080B12MP11	CF24BBAA1	0.95	0.89	0.98
TM8Y060A12MP11	CF/CM/CU24A	0.95	1.02	0.98
TM8Y060A12MP11	CF/CM/CU30A	0.95	0.99	0.96
TM8Y060A12MP11	CF/CM36A	0.95	0.95	0.98
TM8Y060A12MP11	CF24ABAA1	0.95	1.02	0.98
TM8Y060A12MP11	CF30ABAA1	0.95	0.99	0.96
TM8Y080B12MP11	CF/CM/CU24B	0.95	0.89	0.98
TM8Y080B12MP11	CF/CM/CU30B	0.95	0.97	0.98
TM8Y080B12MP11	CF/CM/CU36B	0.95	0.95	0.98
TM8Y080B12MP11	CF24BBAA1	0.95	0.89	0.98
TM9E026A08MP12	CF/CM/CU24A	0.95	0.95	1.02
TM9E026A08MP12	CF/CM/CU24B	0.95	1.04	1.06
TM9E026A08MP12	CF/CM/CU30A	0.95	0.94	1.00
TM9E026A08MP12	CF/CM/CU30B	0.95	1.03	1.02
TM9E026A08MP12	CF/CM/CU36B	0.95	0.94	1.00
TM9E026A08MP12	CF/CM36A	0.95	0.93	1.00
TM9E040A10MP11	CF/CM/CU24A	0.95	1.00	0.98
TM9E040A10MP11	CF/CM/CU30A	0.95	1.04	0.98
TM9E040A10MP11	CF/CM36A	0.95	0.97	1.02
TM9E040A10MP11	CF24ABAA1	0.95	1.00	0.98
TM9E040A10MP11	CF30ABAA1	0.95	1.04	0.98
TM9E040A10MP12	CF/CM/CU24A	0.95	0.99	1.04
TM9E040A10MP12	CF/CM/CU24B	0.95	1.02	1.02
TM9E040A10MP12	CF/CM/CU30A	0.95	0.99	1.02
TM9E040A10MP12	CF/CM/CU30B	0.95	1.03	1.02
TM9E040A10MP12	CF/CM/CU36B	0.95	1.01	1.00
TM9E040A10MP12	CF/CM36A	0.95	1.00	1.02
TM9E060A10MP12	CF/CM/CU24A	0.95	1.03	1.02
TM9E060A10MP12	CF/CM/CU24B	0.95	1.01	1.02
TM9E060A10MP12	CF/CM/CU30A	0.95	1.03	1.02
TM9E060A10MP12	CF/CM/CU30B	0.95	1.03	0.98
TM9E060A10MP12	CF/CM/CU36B	0.95	1.02	0.98
TM9E060A10MP12	CF/CM36A	0.95	1.00	1.00
TM9E060B12MP11	CF/CM/CU24B	0.95	0.95	1.00
TM9E060B12MP11	CF/CM/CU30B	0.95	1.00	1.04
TM9E060B12MP11	CF/CM/CU36B	0.95	1.03	1.00
TM9E060B12MP11	CF24BBAA1	0.95	0.95	1.00
TM9E080B12MP11	CF/CM/CU24B	0.95	1.01	1.00
TM9E080B12MP11	CF/CM/CU30B	0.95	0.99	1.00
TM9E080B12MP11	CF/CM/CU36B	0.95	1.05	1.00
TM9E080B12MP11	CF24BBAA1	0.95	1.01	1.00
TM9V040A10MP12C	CF/CM/CU24A	0.95	1.05	1.00

FURNACE MULTIPLIERS - 2 TON (Continued)

Furnaces	Coil	T.C.	S.C.	KW
TM9V040A10MP12C	CF/CM/CU30A	0.95	1.00	1.00
TM9V040A10MP12C	CF/CM36A	0.95	0.97	1.00
TM9V040A10MP12C	CF24ABAA1	0.95	1.05	1.00
TM9V040A10MP12C	CF30ABAA1	0.95	1.00	1.00
TM9V060B12MP12C	CF/CM/CU24B	0.95	1.00	1.04
TM9V060B12MP12C	CF/CM/CU30B	0.95	1.00	1.04
TM9V060B12MP12C	CF/CM/CU36B	0.95	1.03	1.04
TM9V060B12MP12C	CF24BBAA1	0.95	1.00	1.04
TM9V080B12MP12C	CF/CM/CU24B	1.01	1.14	1.01
TM9V080B12MP12C	CF/CM/CU30B	0.95	1.03	0.96
TM9V080B12MP12C	CF/CM/CU36B	0.95	1.06	0.96
TM9V080B12MP12C	CF24BBAA1	1.01	1.14	1.01
TM9V080C16MP12C	CF/CM/CU30C	0.95	0.98	0.98
TM9V080C16MP12C	CF/CM/CU36C	0.95	1.02	0.98
TM9V100C16MP12C	CF/CM/CU30C	0.95	0.95	0.96
TM9V100C16MP12C	CF/CM/CU36C	0.95	1.06	0.96
TM9Y040A10MP11	CF/CM/CU24A	0.95	1.00	0.98
TM9Y040A10MP11	CF/CM/CU30A	0.95	1.04	0.98
TM9Y040A10MP11	CF/CM36A	0.95	0.97	1.02
TM9Y040A10MP11	CF24ABAA1	0.95	1.00	0.98
TM9Y040A10MP11	CF30ABAA1	0.95	1.04	0.98
TM9Y060B12MP11	CF/CM/CU24B	0.95	0.95	1.00
TM9Y060B12MP11	CF/CM/CU30B	0.95	1.00	1.04
TM9Y060B12MP11	CF/CM/CU36B	0.95	1.03	1.00
TM9Y060B12MP11	CF24BBAA1	0.95	0.95	1.00
TM9Y080B12MP11	CF/CM/CU24B	0.95	1.01	1.00
TM9Y080B12MP11	CF/CM/CU30B	0.95	0.99	1.00
TM9Y080B12MP11	CF/CM/CU36B	0.95	1.05	1.00
TM9Y080B12MP11	CF24BBAA1	0.95	1.01	1.00
TMLV060A12MP12C	CF/CM/CU24A	0.95	1.00	1.00
TMLV060A12MP12C	CF/CM/CU30A	0.95	0.93	1.00
TMLV060A12MP12C	CF/CM36A	0.98	1.04	1.00
TMLV060A12MP12C	CF24ABAA1	0.95	1.00	1.00
TMLV060A12MP12C	CF30ABAA1	0.95	0.93	1.00
TMLV080B12MP12C	CF/CM/CU24B	0.95	1.05	0.98
TMLV080B12MP12C	CF/CM/CU30B	0.95	0.99	0.98
TMLV080B12MP12C	CF/CM/CU36B	0.95	1.00	0.98
TMLV080B12MP12C	CF24BBAA1	0.95	1.05	0.98
TMLV080C16MP12C	CF/CM/CU30C	0.95	1.00	1.00

FURNACE MULTIPLIERS - 2 TON (Continued)

Furnaces	Coil	T.C.	S.C.	KW
TMLV080C16MP12C	CF/CM/CU36C	0.95	1.01	0.98
TMLV100C16MP12C	CF/CM/CU30C	0.95	1.00	1.00
TMLV100C16MP12C	CF/CM/CU36C	0.95	1.01	0.98
TMLX060A12MP11	CF/CM/CU24A	0.95	1.02	0.98
TMLX060A12MP11	CF/CM/CU30A	0.95	0.99	0.96
TMLX060A12MP11	CF/CM36A	0.95	0.95	0.98
TMLX060A12MP11	CF24ABAA1	0.95	1.02	0.98
TMLX060A12MP11	CF30ABAA1	0.95	0.99	0.96
TMLX080B12MP11	CF/CM/CU24B	0.95	0.89	0.98
TMLX080B12MP11	CF/CM/CU30B	0.95	0.97	0.98
TMLX080B12MP11	CF/CM/CU36B	0.95	0.95	0.98
TMLX080B12MP11	CF24BBAA1	0.95	0.89	0.98
TP9C060B12MP13C	CF/CM/CU24B	0.95	1.00	1.04
TP9C060B12MP13C	CF/CM/CU30B	0.95	1.00	1.04
TP9C060B12MP13C	CF/CM/CU36B	0.95	1.03	1.04
TP9C060B12MP13C	CF24BBAA1	0.95	1.00	1.04
TP9C080B12MP13C	CF/CM/CU24B	1.01	1.14	1.01
TP9C080B12MP13C	CF/CM/CU30B	0.95	1.03	0.96
TP9C080B12MP13C	CF/CM/CU36B	0.95	1.06	0.96
TP9C080B12MP13C	CF24BBAA1	1.01	1.14	1.01
TP9C080C16MP13C	CF/CM/CU30C	0.95	0.98	0.98
TP9C080C16MP13C	CF/CM/CU36C	0.95	1.02	0.98
TP9C100C16MP13C	CF/CM/CU30C	0.95	0.95	0.96
TP9C100C16MP13C	CF/CM/CU36C	0.95	1.06	0.96
TPLC060A12MP13C	CF/CM/CU24A	0.95	1.00	1.00
TPLC060A12MP13C	CF/CM/CU30A	0.95	0.93	1.00
TPLC060A12MP13C	CF/CM36A	0.98	1.04	1.00
TPLC060A12MP13C	CF24ABAA1	0.95	1.00	1.00
TPLC060A12MP13C	CF30ABAA1	0.95	0.93	1.00
TPLC080B12MP13C	CF/CM/CU24B	0.95	1.05	0.98
TPLC080B12MP13C	CF/CM/CU30B	0.95	0.99	0.98
TPLC080B12MP13C	CF/CM/CU36B	0.95	1.00	0.98
TPLC080B12MP13C	CF24BBAA1	0.95	1.05	0.98
TPLC080C16MP13C	CF/CM/CU30C	0.95	1.00	1.00
TPLC080C16MP13C	CF/CM/CU36C	0.95	1.01	0.98
TPLC100C16MP13C	CF/CM/CU30C	0.95	1.00	1.00
TPLC100C16MP13C	CF/CM/CU36C	0.95	1.01	0.98

COOLING PERFORMANCE DATA- MEDIUM																
AIR CONDITIONER MODEL NO.		TH16B2421S														
AIR TEMP. ENTERING OUTDOOR UNIT (°F)	IDCFM	315					515					715				
	ID DB (°F)	80	80	75	80	80	80	80	75	80	80	80	80	75	80	80
	ID WB (°F)	57	62	62	67	72	57	62	62	67	72	57	62	62	67	72
55	T.C.	17.7	19.2	16.6	18.6	20.6	19.15	19.35	18.2	20.2	22.05	20.6	19.5	19.8	21.8	23.5
	S.C.	17.2	16.0	10.0	10.0	8.4	18.75	17.05	12.65	12.65	9.8	20.3	18.1	15.3	15.3	11.2
	KW	0.84	0.82	0.78	0.75	0.71	0.88	0.84	0.82	0.78	0.74	0.92	0.85	0.85	0.81	0.78
65	T.C.	17.0	18.3	16.0	17.9	19.8	18.4	18.5	17.4	19.3	21.2	19.9	18.8	18.8	20.8	22.7
	S.C.	16.6	15.6	9.7	9.7	8.1	18.1	15.9	12.3	12.3	9.6	19.6	16.3	14.9	14.9	11.2
	KW	0.98	0.95	0.91	0.88	0.85	1.02	0.98	0.95	0.92	0.89	1.06	1.00	0.99	0.96	0.93
75	T.C.	16.3	17.4	15.4	17.1	18.9	17.7	17.7	16.6	18.5	20.4	19.1	18.0	17.8	19.8	21.8
	S.C.	15.9	15.2	9.4	9.3	7.8	17.4	14.8	11.9	11.9	9.5	18.8	14.4	14.4	14.5	11.1
	KW	1.11	1.09	1.03	1.01	0.99	1.16	1.12	1.08	1.06	1.04	1.21	1.14	1.14	1.11	1.09
85	T.C.	15.6	15.5	14.8	16.3	18.1	17.0	16.2	15.7	17.4	19.3	18.4	16.8	16.7	18.6	20.6
	S.C.	15.3	12.7	9.1	9.0	7.5	16.7	13.8	11.5	11.6	9.0	18.1	15.0	13.9	14.2	10.5
	KW	1.24	1.20	1.17	1.16	1.14	1.30	1.25	1.23	1.22	1.20	1.36	1.30	1.29	1.28	1.26
95	T.C.	14.9	13.6	14.1	15.4	17.2	16.3	14.6	14.9	16.4	18.3	17.6	15.6	15.6	17.3	19.3
	S.C.	14.6	10.1	8.8	8.7	7.2	16.0	12.9	11.1	11.3	8.6	17.3	15.6	13.4	13.8	9.9
	KW	1.37	1.32	1.31	1.31	1.28	1.44	1.39	1.38	1.38	1.35	1.50	1.46	1.45	1.44	1.43
105	T.C.	14.2	11.7	13.5	14.6	16.4	15.5	13.1	14.0	15.3	17.2	16.9	14.4	14.5	16.1	18.1
	S.C.	14.0	7.6	8.5	8.4	6.9	15.3	11.0	10.7	10.9	8.1	16.6	14.4	12.9	13.5	9.3
	KW	1.50	1.43	1.46	1.47	1.42	1.57	1.52	1.53	1.54	1.51	1.65	1.61	1.60	1.61	1.60
115	T.C.	13.5	9.8	12.8	13.7	15.5	14.8	11.5	13.1	14.3	16.2	16.1	13.2	13.4	14.8	16.8
	S.C.	13.3	5.0	8.2	8.1	6.6	14.6	9.1	10.3	10.6	7.7	15.8	13.2	12.4	13.1	8.7
	KW	1.63	1.54	1.60	1.62	1.56	1.71	1.66	1.68	1.69	1.67	1.80	1.77	1.76	1.77	1.77
125	T.C.	12.8	7.9	12.2	12.9	14.7	14.1	10.0	12.2	13.2	15.1	15.4	12.0	12.3	13.6	15.6
	S.C.	12.7	2.5	7.9	7.8	6.3	13.9	7.2	9.9	10.3	7.2	15.1	12.0	11.9	12.8	8.1
	KW	1.76	1.65	1.74	1.77	1.71	1.85	1.79	1.83	1.85	1.82	1.95	1.93	1.92	1.94	1.94

NOTE: ALL CAPACITIES INCLUDE INDOOR FAN HEAT. KW VALUES ARE FOR THE SYSTEM (OUTDOOR + INDOOR).

Green shaded cells are ACCA (TVA) conditions.

Blue shaded cells are AHRl conditions.

Multipliers for determining the performance with other indoor sections.

NOTE: For dry bulb temperatures different than those listed (between 73-87 °F), sensible capacity increases by 1060 BTUH per 1000 CFM per degree above the listed temperature and decreases by 1060 BTUH per 1000 CFM per degree below the listed temperature.

COIL MULTIPLIERS - 2 TON

Air Handler	Coil	T.C.	S.C.	KW
AE24BBA21	-	1.00	1.00	1.00
AE24BX21	-	1.00	1.00	1.00
AE30BX21	-	1.03	1.19	0.97
AVC24BX21	-	1.01	1.12	0.98
AVC30BX21	-	1.02	1.13	0.98
AVC36BX21	-	1.04	1.21	1.00
AVC36CX21	-	0.99	1.06	0.98
ME08BN21	CF/CM24B	1.05	1.24	0.99
ME08BN21	CF/CM30B	1.04	1.25	0.99
ME08BN21	CF/CM36B	1.04	1.23	0.99
ME08BN21	CF24BBAA1	1.04	1.20	0.99

COIL MULTIPLIERS - 2 TON (Continued)

Air Handler	Coil	T.C.	S.C.	KW
ME08BN21	CM24BBAA1	1.05	1.24	0.99
MVC08BN21	CF/CM24B	1.04	1.21	0.99
MVC08BN21	CF/CM30B	1.02	1.13	1.01
MVC08BN21	CF/CM36B	1.03	1.18	1.01
MVC08BN21	CF24BBAA1	1.04	1.21	0.99
MVC12BN21	CF/CM24B	1.02	1.13	1.00
MVC12BN21	CF/CM30B	1.03	1.23	1.03
MVC12BN21	CF/CM36B	1.01	1.13	1.03
MVC12BN21	CF24BBAA1	1.02	1.13	1.00
MVC16CN21	CF/CM30C	1.01	1.12	1.00
MVC16CN21	CF/CM36C	1.03	1.21	1.02

FURNACE MULTIPLIERS - 2 TON

Furnaces	Coil	T.C.	S.C.	KW
TL8E060A12UH11	CF/CM/CU24A	1.03	1.25	1.03
TL8E060A12UH11	CF/CM/CU24B	1.05	1.26	1.03
TL8E060A12UH11	CF/CM/CU30A	1.03	1.23	1.02
TL8E060A12UH11	CF/CM/CU30B	1.04	1.25	1.03
TL8E060A12UH11	CF/CM/CU36B	1.05	1.28	1.03
TL8E060A12UH11	CF/CM36A	1.04	1.23	1.03
TL9E060B12UH11	CF/CM/CU24B	1.04	1.26	1.04
TL9E060B12UH11	CF/CM/CU30B	1.04	1.25	1.03
TL9E060B12UH11	CF/CM/CU36B	1.04	1.26	1.03
TL9E060B12UH11	CF/CM/CU36C	1.04	1.26	1.03
TL9E060B12UH11	CF/CM30C	1.04	1.25	1.03
TM8E040A12MP11	CF/CM/CU24A	1.04	1.26	1.03
TM8E040A12MP11	CF/CM/CU24B	1.05	1.29	1.04
TM8E040A12MP11	CF/CM/CU30A	1.04	1.25	1.03
TM8E040A12MP11	CF/CM/CU30B	1.04	1.30	1.04
TM8E040A12MP11	CF/CM/CU36B	1.05	1.32	1.03
TM8E040A12MP11	CF/CM36A	1.04	1.28	1.03
TM8E080B12MP11	CF/CM/CU24B	1.04	1.34	1.05
TM8E100B12MP11	CF/CM/CU24B	1.05	1.28	1.04
TM8E100B12MP11	CF/CM/CU30B	1.05	1.31	1.03
TM8E100B12MP11	CF/CM/CU36B	1.04	1.31	1.03
TM8E100B12MP11	CF/CM30C	1.05	1.31	1.03
TM8V060A12MP12C	CF/CM/CU24A	1.02	1.16	1.01
TM8V060A12MP12C	CF/CM/CU30A	0.98	1.02	1.01
TM8V060A12MP12C	CF/CM36A	1.04	1.25	0.99
TM8V060A12MP12C	CF24ABAA1	1.02	1.16	1.01
TM8V060A12MP12C	CF30ABAA1	0.98	1.02	1.01
TM8V080B12MP12C	CF/CM/CU24B	1.03	1.23	1.01
TM8V080B12MP12C	CF/CM/CU30B	1.04	1.24	1.01
TM8V080B12MP12C	CF/CM/CU36B	1.04	1.23	1.01
TM8V080B12MP12C	CF24BBAA1	1.03	1.23	1.01
TM8V080C16MP12C	CF/CM/CU30C	1.02	1.22	1.00
TM8V080C16MP12C	CF/CM/CU36C	1.05	1.26	1.03
TM8V100C16MP12C	CF/CM/CU30C	1.02	1.22	1.00
TM8V100C16MP12C	CF/CM/CU36C	1.05	1.26	1.03
TM8X060A12MP11	CF/CM/CU24A	1.03	1.19	1.01
TM8X060A12MP11	CF/CM/CU30A	1.01	1.16	1.00
TM8X060A12MP11	CF/CM36A	0.99	1.07	0.99
TM8X060A12MP11	CF24ABAA1	1.03	1.19	1.01
TM8X060A12MP11	CF30ABAA1	1.01	1.16	1.00
TM8X080B12MP11	CF/CM/CU24B	0.98	1.01	0.99
TM8X080B12MP11	CF/CM/CU30B	0.99	1.07	0.99
TM8X080B12MP11	CF/CM/CU36B	0.99	1.07	0.99
TM8X080B12MP11	CF24BBAA1	0.98	1.01	0.99
TM8Y060A12MP11	CF/CM/CU24A	1.03	1.19	1.01
TM8Y060A12MP11	CF/CM/CU30A	1.01	1.16	1.00
TM8Y060A12MP11	CF/CM36A	0.99	1.07	0.99
TM8Y060A12MP11	CF24ABAA1	1.03	1.19	1.01
TM8Y060A12MP11	CF30ABAA1	1.01	1.16	1.00
TM8Y080B12MP11	CF/CM/CU24B	0.98	1.01	0.99
TM8Y080B12MP11	CF/CM/CU30B	0.99	1.07	0.99
TM8Y080B12MP11	CF/CM/CU36B	0.99	1.07	0.99
TM8Y080B12MP11	CF24BBAA1	0.98	1.01	0.99
TM9E026A08MP12	CF/CM/CU24A	1.00	1.11	1.02
TM9E026A08MP12	CF/CM/CU24B	1.01	1.14	1.02

FURNACE MULTIPLIERS - 2 TON (Continued)

Furnaces	Coil	T.C.	S.C.	KW
TM9E026A08MP12	CF/CM/CU30A	1.01	1.11	1.02
TM9E026A08MP12	CF/CM/CU30B	1.02	1.13	1.02
TM9E026A08MP12	CF/CM/CU36B	1.01	1.12	1.02
TM9E026A08MP12	CF/CM36A	1.01	1.12	1.02
TM9E040A10MP11	CF/CM/CU24A	1.01	1.12	0.99
TM9E040A10MP11	CF/CM/CU30A	1.03	1.23	1.00
TM9E040A10MP11	CF/CM36A	1.00	1.09	1.01
TM9E040A10MP11	CF24ABAA1	1.01	1.12	0.99
TM9E040A10MP11	CF30ABAA1	1.03	1.23	1.00
TM9E040A10MP12	CF/CM/CU24A	1.03	1.22	1.06
TM9E040A10MP12	CF/CM/CU24B	1.02	1.24	1.05
TM9E040A10MP12	CF/CM/CU30A	1.03	1.20	1.06
TM9E040A10MP12	CF/CM/CU30B	1.03	1.22	1.05
TM9E040A10MP12	CF/CM/CU36B	1.03	1.22	1.05
TM9E040A10MP12	CF/CM36A	1.03	1.20	1.05
TM9E060A10MP12	CF/CM/CU24A	1.04	1.25	1.06
TM9E060A10MP12	CF/CM/CU24B	1.04	1.27	1.06
TM9E060A10MP12	CF/CM/CU30A	1.03	1.28	1.06
TM9E060A10MP12	CF/CM/CU30B	1.04	1.30	1.06
TM9E060A10MP12	CF/CM/CU36B	1.04	1.31	1.05
TM9E060A10MP12	CF/CM36A	1.04	1.27	1.06
TM9E060B12MP11	CF/CM/CU24B	1.00	1.09	1.01
TM9E060B12MP11	CF/CM/CU30B	1.02	1.19	1.02
TM9E060B12MP11	CF/CM/CU36B	1.03	1.20	0.97
TM9E060B12MP11	CF24BBAA1	1.00	1.09	1.01
TM9E080B12MP11	CF/CM/CU24B	1.02	1.14	1.01
TM9E080B12MP11	CF/CM/CU30B	1.04	1.26	1.03
TM9E080B12MP11	CF/CM/CU36B	1.04	1.26	1.05
TM9E080B12MP11	CF24BBAA1	1.02	1.14	1.01
TM9V040A10MP12C	CF/CM/CU24A	1.02	1.19	1.01
TM9V040A10MP12C	CF/CM/CU30A	1.02	1.14	1.00
TM9V040A10MP12C	CF/CM36A	1.02	1.15	1.01
TM9V040A10MP12C	CF24ABAA1	1.02	1.19	1.01
TM9V040A10MP12C	CF30ABAA1	1.02	1.14	1.00
TM9V060B12MP12C	CF/CM/CU24B	1.02	1.17	1.01
TM9V060B12MP12C	CF/CM/CU30B	0.99	1.08	1.02
TM9V060B12MP12C	CF/CM/CU36B	1.04	1.23	0.99
TM9V060B12MP12C	CF24BBAA1	1.02	1.17	1.01
TM9V080B12MP12C	CF/CM/CU24B	1.04	1.25	0.99
TM9V080B12MP12C	CF/CM/CU30B	1.04	1.21	1.00
TM9V080B12MP12C	CF/CM/CU36B	1.04	1.24	1.00
TM9V080B12MP12C	CF24BBAA1	1.04	1.25	0.99
TM9V080C16MP12C	CF/CM/CU30C	1.01	1.12	0.99
TM9V080C16MP12C	CF/CM/CU36C	1.02	1.15	0.99
TM9V100C16MP12C	CF/CM/CU30C	1.03	1.19	1.01
TM9V100C16MP12C	CF/CM/CU36C	1.06	1.33	1.03
TM9Y040A10MP11	CF/CM/CU24A	1.01	1.12	0.99
TM9Y040A10MP11	CF/CM/CU30A	1.03	1.23	1.00
TM9Y040A10MP11	CF/CM36A	1.00	1.09	1.01
TM9Y040A10MP11	CF24ABAA1	1.01	1.12	0.99
TM9Y040A10MP11	CF30ABAA1	1.03	1.23	1.00
TM9Y060B12MP11	CF/CM/CU24B	1.00	1.09	1.01
TM9Y060B12MP11	CF/CM/CU30B	1.02	1.19	1.02
TM9Y060B12MP11	CF/CM/CU36B	1.03	1.20	0.97
TM9Y060B12MP11	CF24BBAA1	1.00	1.09	1.01

FURNACE MULTIPLIERS - 2 TON (Continued)

Furnaces	Coil	T.C.	S.C.	KW
TM9Y080B12MP11	CF/CM/CU24B	1.02	1.14	1.01
TM9Y080B12MP11	CF/CM/CU30B	1.04	1.26	1.03
TM9Y080B12MP11	CF/CM/CU36B	1.04	1.26	1.05
TM9Y080B12MP11	CF24BBAA1	1.02	1.14	1.01
TMLV060A12MP12C	CF/CM/CU24A	1.02	1.16	1.01
TMLV060A12MP12C	CF/CM/CU30A	0.98	1.02	1.01
TMLV060A12MP12C	CF/CM36A	1.04	1.25	0.99
TMLV060A12MP12C	CF24ABAA1	1.02	1.16	1.01
TMLV060A12MP12C	CF30ABAA1	0.98	1.02	1.01
TMLV080B12MP12C	CF/CM/CU24B	1.03	1.23	1.01
TMLV080B12MP12C	CF/CM/CU30B	1.04	1.24	1.01
TMLV080B12MP12C	CF/CM/CU36B	1.04	1.23	1.01
TMLV080B12MP12C	CF24BBAA1	1.03	1.23	1.01
TMLV080C16MP12C	CF/CM/CU30C	1.02	1.22	1.00
TMLV080C16MP12C	CF/CM/CU36C	1.05	1.26	1.03
TMLV100C16MP12C	CF/CM/CU30C	1.02	1.22	1.00
TMLV100C16MP12C	CF/CM/CU36C	1.05	1.26	1.03
TMLX060A12MP11	CF/CM/CU24A	1.03	1.19	1.01
TMLX060A12MP11	CF/CM/CU30A	1.01	1.16	1.00
TMLX060A12MP11	CF/CM36A	0.99	1.07	0.99
TMLX060A12MP11	CF24ABAA1	1.03	1.19	1.01
TMLX060A12MP11	CF30ABAA1	1.01	1.16	1.00
TMLX080B12MP11	CF/CM/CU24B	0.98	1.01	0.99
TMLX080B12MP11	CF/CM/CU30B	0.99	1.07	0.99
TMLX080B12MP11	CF/CM/CU36B	0.99	1.07	0.99
TMLX080B12MP11	CF24BBAA1	0.98	1.01	0.99
TP9C060B12MP13C	CF/CM/CU24B	1.02	1.17	1.01

FURNACE MULTIPLIERS - 2 TON (Continued)

Furnaces	Coil	T.C.	S.C.	KW
TP9C060B12MP13C	CF/CM/CU30B	0.99	1.08	1.02
TP9C060B12MP13C	CF/CM/CU36B	1.04	1.23	0.99
TP9C060B12MP13C	CF24BBAA1	1.02	1.17	1.01
TP9C080B12MP13C	CF/CM/CU24B	1.04	1.25	0.99
TP9C080B12MP13C	CF/CM/CU30B	1.04	1.21	1.00
TP9C080B12MP13C	CF/CM/CU36B	1.04	1.24	1.00
TP9C080B12MP13C	CF24BBAA1	1.04	1.25	0.99
TP9C080C16MP13C	CF/CM/CU30C	1.01	1.12	0.99
TP9C080C16MP13C	CF/CM/CU36C	1.02	1.15	0.99
TP9C100C16MP13C	CF/CM/CU30C	1.03	1.19	1.01
TP9C100C16MP13C	CF/CM/CU36C	1.06	1.33	1.03
TPLC060A12MP13C	CF/CM/CU24A	1.02	1.16	1.01
TPLC060A12MP13C	CF/CM/CU30A	0.98	1.02	1.01
TPLC060A12MP13C	CF/CM36A	1.04	1.25	0.99
TPLC060A12MP13C	CF24ABAA1	1.02	1.16	1.01
TPLC060A12MP13C	CF30ABAA1	0.98	1.02	1.01
TPLC080B12MP13C	CF/CM/CU24B	1.03	1.23	1.01
TPLC080B12MP13C	CF/CM/CU30B	1.04	1.24	1.01
TPLC080B12MP13C	CF/CM/CU36B	1.04	1.23	1.01
TPLC080B12MP13C	CF24BBAA1	1.03	1.23	1.01
TPLC080C16MP13C	CF/CM/CU30C	1.02	1.22	1.00
TPLC080C16MP13C	CF/CM/CU36C	1.05	1.26	1.03
TPLC100C16MP13C	CF/CM/CU30C	1.02	1.22	1.00
TPLC100C16MP13C	CF/CM/CU36C	1.05	1.26	1.03

COOLING PERFORMANCE DATA- LOW																
AIR CONDITIONER MODEL NO.		TH16B2421S														
AIR TEMP. ENTERING OUTDOOR UNIT (°F)	IDCFM	365					515					665				
	ID DB (°F)	80	80	75	80	80	80	80	75	80	80	80	80	75	80	80
	ID WB (°F)	57	62	62	67	72	57	62	62	67	72	57	62	62	67	72
55	T.C.	12.9	14.1	15.1	16.1	17.8	14.3	14.9	15.6	16.9	18.3	15.7	15.7	16.1	17.7	18.8
	S.C.	12.3	11.0	10.25	9.5	7.6	13.75	13.15	11.77	11.4	8.5	15.2	15.3	13.3	13.3	9.4
	KW	0.56	0.54	0.52	0.50	0.49	0.58	0.57	0.56	0.53	0.53	0.60	0.60	0.60	0.56	0.57
65	T.C.	12.5	13.4	14.0	15.3	17.1	13.8	14.2	14.6	16.0	17.7	15.1	15.0	15.1	16.6	18.3
	S.C.	11.9	10.7	9.5	9.1	7.3	13.2	12.7	11.1	10.9	8.4	14.6	14.8	12.8	12.7	9.4
	KW	0.66	0.64	0.63	0.61	0.60	0.69	0.68	0.67	0.65	0.64	0.72	0.71	0.72	0.69	0.68
75	T.C.	12.0	12.7	12.9	14.5	16.4	13.3	13.5	13.5	15.0	17.1	14.5	14.3	14.1	15.5	17.7
	S.C.	11.4	10.3	8.8	8.7	7.0	12.7	12.3	10.5	10.4	8.2	14.0	14.2	12.2	12.1	9.4
	KW	0.76	0.74	0.74	0.72	0.72	0.79	0.78	0.79	0.77	0.76	0.83	0.82	0.83	0.81	0.80
85	T.C.	11.6	12.0	12.2	13.7	15.4	12.7	12.8	12.7	14.1	16.0	13.9	13.6	13.3	14.6	16.7
	S.C.	11.0	10.1	8.5	8.5	6.7	12.2	11.8	10.2	10.1	7.9	13.4	13.5	12.0	11.7	9.0
	KW	0.86	0.86	0.86	0.85	0.83	0.90	0.90	0.91	0.89	0.88	0.94	0.95	0.95	0.94	0.93
95	T.C.	11.1	11.3	11.5	12.8	14.3	12.2	12.1	12.0	13.2	15.0	13.3	12.8	12.4	13.6	15.6
	S.C.	10.5	9.8	8.2	8.2	6.4	11.7	11.3	10.0	9.8	7.5	12.8	12.8	11.7	11.3	8.6
	KW	0.96	0.98	0.97	0.97	0.95	1.01	1.02	1.02	1.02	1.01	1.05	1.07	1.07	1.07	1.07
105	T.C.	10.7	10.6	10.8	12.0	13.3	11.7	11.3	11.2	12.3	13.9	12.7	12.1	11.6	12.7	14.6
	S.C.	10.1	9.6	7.9	8.0	6.1	11.1	10.8	9.7	9.4	7.2	12.2	12.0	11.5	10.9	8.2
	KW	1.06	1.09	1.09	1.09	1.07	1.11	1.14	1.14	1.15	1.14	1.16	1.19	1.19	1.20	1.20
115	T.C.	10.2	9.9	10.1	11.1	12.2	11.2	10.6	10.4	11.4	12.9	12.1	11.3	10.7	11.7	13.5
	S.C.	9.6	9.3	7.6	7.7	5.8	10.6	10.0	9.2	9.1	6.8	11.6	10.7	10.7	10.5	7.8
	KW	1.16	1.21	1.20	1.22	1.19	1.22	1.26	1.26	1.27	1.26	1.28	1.31	1.31	1.33	1.34
125	T.C.	9.8	9.2	9.4	10.3	11.2	10.6	9.9	9.6	10.5	11.8	11.5	10.6	9.9	10.8	12.5
	S.C.	9.1	9.1	7.3	7.5	5.5	10.1	9.4	8.6	8.8	6.5	11.0	9.8	9.8	10.1	7.4
	KW	1.26	1.32	1.32	1.34	1.30	1.32	1.38	1.38	1.40	1.39	1.39	1.44	1.44	1.46	1.47

NOTE: ALL CAPACITIES INCLUDE INDOOR FAN HEAT. KW VALUES ARE FOR THE SYSTEM (OUTDOOR + INDOOR).

Green shaded cells are ACCA (TVA) conditions.

Blue shaded cells are AHRI conditions.

Multipliers for determining the performance with other indoor sections.

NOTE: For dry bulb temperatures different than those listed (between 73-87 °F), sensible capacity increases by 1060 BTUH per 1000 CFM per degree above the listed temperature and decreases by 1060 BTUH per 1000 CFM per degree below the listed temperature.

COIL MULTIPLIERS - 2 TON

Air Handler	Coil	T.C.	S.C.	KW
AE24BBA21	-	1.00	1.00	1.00
AE24BX21	-	1.00	1.00	1.00
AE30BX21	-	1.03	1.21	0.94
AVC24BX21	-	1.01	1.11	0.95
AVC30BX21	-	1.01	1.11	0.94
AVC36BX21	-	1.03	1.23	0.98
AVC36CX21	-	1.00	1.07	0.97
ME08BN21	CF/CM24B	1.03	1.26	0.96
ME08BN21	CF/CM30B	1.03	1.25	0.97
ME08BN21	CF/CM36B	1.03	1.23	0.97
ME08BN21	CF24BBAA1	1.02	1.25	0.97

COIL MULTIPLIERS - 2 TON (Continued)

Air Handler	Coil	T.C.	S.C.	KW
ME08BN21	CM24BBAA1	1.03	1.26	0.96
MVC08BN21	CF/CM24B	1.03	1.24	0.98
MVC08BN21	CF/CM30B	1.01	1.14	1.01
MVC08BN21	CF/CM36B	1.02	1.18	1.00
MVC08BN21	CF24BBAA1	1.03	1.24	0.98
MVC12BN21	CF/CM24B	1.01	1.14	1.00
MVC12BN21	CF/CM30B	1.03	1.25	1.05
MVC12BN21	CF/CM36B	1.01	1.13	1.05
MVC12BN21	CF24BBAA1	1.01	1.14	1.00
MVC16CN21	CF/CM30C	1.01	1.11	1.00
MVC16CN21	CF/CM36C	1.02	1.22	1.03

FURNACE MULTIPLIERS - 2 TON

Furnaces	Coil	T.C.	S.C.	KW
TL8E060A12UH11	CF/CM/CU24A	1.03	1.26	1.05
TL8E060A12UH11	CF/CM/CU24B	1.04	1.30	1.05
TL8E060A12UH11	CF/CM/CU30A	1.03	1.25	1.04
TL8E060A12UH11	CF/CM/CU30B	1.03	1.27	1.04
TL8E060A12UH11	CF/CM/CU36B	1.03	1.30	1.03
TL8E060A12UH11	CF/CM/36A	1.03	1.25	1.04
TL9E060B12UH11	CF/CM/CU24B	1.03	1.26	1.06
TL9E060B12UH11	CF/CM/CU30B	1.03	1.27	1.06
TL9E060B12UH11	CF/CM/CU36B	1.02	1.25	1.04
TL9E060B12UH11	CF/CM/CU36C	1.03	1.26	1.04
TL9E060B12UH11	CF/CM/30C	1.03	1.27	1.05
TM8E040A12MP11	CF/CM/CU24A	1.02	1.30	1.05
TM8E040A12MP11	CF/CM/CU24B	1.03	1.31	1.05
TM8E040A12MP11	CF/CM/CU30A	1.03	1.27	1.05
TM8E040A12MP11	CF/CM/CU30B	1.03	1.32	1.05
TM8E040A12MP11	CF/CM/CU36B	1.03	1.32	1.04
TM8E040A12MP11	CF/CM/36A	1.03	1.28	1.04
TM8E080B12MP11	CF/CM/CU24B	1.03	1.33	1.07
TM8E100B12MP11	CF/CM/CU24B	1.03	1.31	1.06
TM8E100B12MP11	CF/CM/CU30B	1.03	1.36	1.05
TM8E100B12MP11	CF/CM/CU36B	1.03	1.32	1.05
TM8E100B12MP11	CF/CM/30C	1.03	1.36	1.04
TM8V060A12MP12C	CF/CM/CU24A	1.01	1.17	1.01
TM8V060A12MP12C	CF/CM/CU30A	0.99	1.02	1.03
TM8V060A12MP12C	CF/CM/36A	1.03	1.27	0.97
TM8V060A12MP12C	CF24ABAA1	1.01	1.17	1.01
TM8V060A12MP12C	CF30ABAA1	0.99	1.02	1.03
TM8V080B12MP12C	CF/CM/CU24B	1.03	1.24	1.00
TM8V080B12MP12C	CF/CM/CU30B	1.03	1.24	1.00
TM8V080B12MP12C	CF/CM/CU36B	1.03	1.24	1.00
TM8V080B12MP12C	CF24BBAA1	1.03	1.24	1.00
TM8V080C16MP12C	CF/CM/CU30C	1.03	1.24	0.99
TM8V080C16MP12C	CF/CM/CU36C	1.04	1.30	1.04
TM8V100C16MP12C	CF/CM/CU30C	1.03	1.24	0.99
TM8V100C16MP12C	CF/CM/CU36C	1.04	1.30	1.04
TM8X060A12MP11	CF/CM/CU24A	1.02	1.20	1.00
TM8X060A12MP11	CF/CM/CU30A	1.01	1.14	1.00
TM8X060A12MP11	CF/CM/36A	1.01	1.08	0.98
TM8X060A12MP11	CF24ABAA1	1.02	1.20	1.00
TM8X060A12MP11	CF30ABAA1	1.01	1.14	1.00
TM8X080B12MP11	CF/CM/CU24B	0.99	1.01	0.98
TM8X080B12MP11	CF/CM/CU30B	1.00	1.08	0.97
TM8X080B12MP11	CF/CM/CU36B	1.01	1.08	0.98
TM8X080B12MP11	CF24BBAA1	0.99	1.01	0.98
TM8Y060A12MP11	CF/CM/CU24A	1.02	1.20	1.00
TM8Y060A12MP11	CF/CM/CU30A	1.01	1.14	1.00
TM8Y060A12MP11	CF/CM/36A	1.01	1.08	0.98
TM8Y060A12MP11	CF24ABAA1	1.02	1.20	1.00
TM8Y060A12MP11	CF30ABAA1	1.01	1.14	1.00
TM8Y080B12MP11	CF/CM/CU24B	0.99	1.01	0.98
TM8Y080B12MP11	CF/CM/CU30B	1.00	1.08	0.97
TM8Y080B12MP11	CF/CM/CU36B	1.01	1.08	0.98
TM8Y080B12MP11	CF24BBAA1	0.99	1.01	0.98
TM9E026A08MP12	CF/CM/CU24A	0.99	1.12	1.05
TM9E026A08MP12	CF/CM/CU24B	1.01	1.15	1.04

FURNACE MULTIPLIERS - 2 TON (Continued)

Furnaces	Coil	T.C.	S.C.	KW
TM9E026A08MP12	CF/CM/CU30A	1.00	1.10	1.04
TM9E026A08MP12	CF/CM/CU30B	1.01	1.13	1.03
TM9E026A08MP12	CF/CM/CU36B	1.00	1.11	1.03
TM9E026A08MP12	CF/CM/36A	1.00	1.11	1.04
TM9E040A10MP11	CF/CM/CU24A	1.01	1.13	0.97
TM9E040A10MP11	CF/CM/CU30A	1.03	1.24	0.98
TM9E040A10MP11	CF/CM/36A	1.01	1.10	1.02
TM9E040A10MP11	CF24ABAA1	1.01	1.13	0.97
TM9E040A10MP11	CF30ABAA1	1.03	1.24	0.98
TM9E040A10MP12	CF/CM/CU24A	1.01	1.22	1.10
TM9E040A10MP12	CF/CM/CU24B	1.02	1.25	1.10
TM9E040A10MP12	CF/CM/CU30A	1.01	1.20	1.09
TM9E040A10MP12	CF/CM/CU30B	1.02	1.24	1.09
TM9E040A10MP12	CF/CM/CU36B	1.01	1.24	1.08
TM9E040A10MP12	CF/CM/36A	1.01	1.21	1.09
TM9E060A10MP12	CF/CM/CU24A	1.01	1.32	1.11
TM9E060A10MP12	CF/CM/CU24B	1.03	1.31	1.10
TM9E060A10MP12	CF/CM/CU30A	1.02	1.28	1.10
TM9E060A10MP12	CF/CM/CU30B	1.03	1.32	1.10
TM9E060A10MP12	CF/CM/CU36B	1.03	1.31	1.09
TM9E060A10MP12	CF/CM/36A	1.02	1.27	1.10
TM9E060B12MP11	CF/CM/CU24B	1.01	1.10	1.01
TM9E060B12MP11	CF/CM/CU30B	1.02	1.20	1.03
TM9E060B12MP11	CF/CM/CU36B	1.03	1.20	0.94
TM9E060B12MP11	CF24BBAA1	1.01	1.10	1.01
TM9E080B12MP11	CF/CM/CU24B	1.01	1.16	1.02
TM9E080B12MP11	CF/CM/CU30B	1.03	1.29	1.05
TM9E080B12MP11	CF/CM/CU36B	1.04	1.30	1.08
TM9E080B12MP11	CF24BBAA1	1.01	1.16	1.02
TM9V040A10MP12C	CF/CM/CU24A	1.03	1.21	1.02
TM9V040A10MP12C	CF/CM/CU30A	1.01	1.16	1.00
TM9V040A10MP12C	CF/CM/36A	1.01	1.16	1.01
TM9V040A10MP12C	CF24ABAA1	1.03	1.21	1.02
TM9V040A10MP12C	CF30ABAA1	1.01	1.16	1.00
TM9V060B12MP12C	CF/CM/CU24B	1.01	1.18	1.02
TM9V060B12MP12C	CF/CM/CU30B	1.00	1.09	1.04
TM9V060B12MP12C	CF/CM/CU36B	1.03	1.24	0.97
TM9V060B12MP12C	CF24BBAA1	1.01	1.18	1.02
TM9V080B12MP12C	CF/CM/CU24B	1.03	1.26	0.96
TM9V080B12MP12C	CF/CM/CU30B	1.03	1.24	0.99
TM9V080B12MP12C	CF/CM/CU36B	1.03	1.26	0.99
TM9V080B12MP12C	CF24BBAA1	1.03	1.26	0.96
TM9V080C16MP12C	CF/CM/CU30C	1.01	1.13	0.98
TM9V080C16MP12C	CF/CM/CU36C	1.02	1.17	0.97
TM9V100C16MP12C	CF/CM/CU30C	1.03	1.19	1.01
TM9V100C16MP12C	CF/CM/CU36C	1.04	1.37	1.03
TM9Y040A10MP11	CF/CM/CU24A	1.01	1.13	0.97
TM9Y040A10MP11	CF/CM/CU30A	1.03	1.24	0.98
TM9Y040A10MP11	CF/CM/36A	1.01	1.10	1.02
TM9Y040A10MP11	CF24ABAA1	1.01	1.13	0.97
TM9Y040A10MP11	CF30ABAA1	1.03	1.24	0.98
TM9Y060B12MP11	CF/CM/CU24B	1.01	1.10	1.01
TM9Y060B12MP11	CF/CM/CU30B	1.02	1.20	1.03
TM9Y060B12MP11	CF/CM/CU36B	1.03	1.20	0.94
TM9Y060B12MP11	CF24BBAA1	1.01	1.10	1.01

FURNACE MULTIPLIERS - 2 TON (Continued)

Furnaces	Coil	T.C.	S.C.	KW
TM9Y080B12MP11	CF/CM/CU24B	1.01	1.16	1.02
TM9Y080B12MP11	CF/CM/CU30B	1.03	1.29	1.05
TM9Y080B12MP11	CF/CM/CU36B	1.04	1.30	1.08
TM9Y080B12MP11	CF24BBAA1	1.01	1.16	1.02
TMLV060A12MP12C	CF/CM/CU24A	1.01	1.17	1.01
TMLV060A12MP12C	CF/CM/CU30A	0.99	1.02	1.03
TMLV060A12MP12C	CF/CM36A	1.03	1.27	0.97
TMLV060A12MP12C	CF24ABAA1	1.01	1.17	1.01
TMLV060A12MP12C	CF30ABAA1	0.99	1.02	1.03
TMLV080B12MP12C	CF/CM/CU24B	1.03	1.24	1.00
TMLV080B12MP12C	CF/CM/CU30B	1.03	1.24	1.00
TMLV080B12MP12C	CF/CM/CU36B	1.03	1.24	1.00
TMLV080B12MP12C	CF24BBAA1	1.03	1.24	1.00
TMLV080C16MP12C	CF/CM/CU30C	1.03	1.24	0.99
TMLV080C16MP12C	CF/CM/CU36C	1.04	1.30	1.04
TMLV100C16MP12C	CF/CM/CU30C	1.03	1.24	0.99
TMLV100C16MP12C	CF/CM/CU36C	1.04	1.30	1.04
TMLX060A12MP11	CF/CM/CU24A	1.02	1.20	1.00
TMLX060A12MP11	CF/CM/CU30A	1.01	1.14	1.00
TMLX060A12MP11	CF/CM36A	1.01	1.08	0.98
TMLX060A12MP11	CF24ABAA1	1.02	1.20	1.00
TMLX060A12MP11	CF30ABAA1	1.01	1.14	1.00
TMLX080B12MP11	CF/CM/CU24B	0.99	1.01	0.98
TMLX080B12MP11	CF/CM/CU30B	1.00	1.08	0.97
TMLX080B12MP11	CF/CM/CU36B	1.01	1.08	0.98
TMLX080B12MP11	CF24BBAA1	0.99	1.01	0.98
TP9C060B12MP13C	CF/CM/CU24B	1.01	1.18	1.02

FURNACE MULTIPLIERS - 2 TON (Continued)

Furnaces	Coil	T.C.	S.C.	KW
TP9C060B12MP13C	CF/CM/CU30B	1.00	1.09	1.04
TP9C060B12MP13C	CF/CM/CU36B	1.03	1.24	0.97
TP9C060B12MP13C	CF24BBAA1	1.01	1.18	1.02
TP9C080B12MP13C	CF/CM/CU24B	1.03	1.26	0.96
TP9C080B12MP13C	CF/CM/CU30B	1.03	1.24	0.99
TP9C080B12MP13C	CF/CM/CU36B	1.03	1.26	0.99
TP9C080B12MP13C	CF24BBAA1	1.03	1.26	0.96
TP9C080C16MP13C	CF/CM/CU30C	1.01	1.13	0.98
TP9C080C16MP13C	CF/CM/CU36C	1.02	1.17	0.97
TP9C100C16MP13C	CF/CM/CU30C	1.03	1.19	1.01
TP9C100C16MP13C	CF/CM/CU36C	1.04	1.37	1.03
TPLC060A12MP13C	CF/CM/CU24A	1.01	1.17	1.01
TPLC060A12MP13C	CF/CM/CU30A	0.99	1.02	1.03
TPLC060A12MP13C	CF/CM36A	1.03	1.27	0.97
TPLC060A12MP13C	CF24ABAA1	1.01	1.17	1.01
TPLC060A12MP13C	CF30ABAA1	0.99	1.02	1.03
TPLC080B12MP13C	CF/CM/CU24B	1.03	1.24	1.00
TPLC080B12MP13C	CF/CM/CU30B	1.03	1.24	1.00
TPLC080B12MP13C	CF/CM/CU36B	1.03	1.24	1.00
TPLC080B12MP13C	CF24BBAA1	1.03	1.24	1.00
TPLC080C16MP13C	CF/CM/CU30C	1.03	1.24	0.99
TPLC080C16MP13C	CF/CM/CU36C	1.04	1.30	1.04
TPLC100C16MP13C	CF/CM/CU30C	1.03	1.24	0.99
TPLC100C16MP13C	CF/CM/CU36C	1.04	1.30	1.04

HEATING PERFORMANCE DATA - HIGH										
CONDENSING UNIT MODEL NO		TH16B2421S								
AIR TEMP. ENTERING OUTDOOR UNIT (°F)	AIR TEMP. ENTERING INDOOR COIL (°F)	ID CFM								
		550			750			950		
		MBH	COP	KW	MBH	COP	KW	MBH	COP	KW
60	60	27.2	3.81	2.09	28.5	4.40	1.90	29.8	5.11	1.71
	70	26.2	3.36	2.29	27.6	3.85	2.10	28.9	4.44	1.91
	80	25.2	3.00	2.46	26.6	3.42	2.28	28.0	3.92	2.09
47	60	23.4	3.59	1.91	24.5	4.07	1.77	25.6	4.63	1.62
	70	22.7	3.17	2.09	23.8	3.57	1.95	24.9	4.04	1.80
	80	21.9	2.84	2.26	23.0	3.18	2.12	24.1	3.58	1.97
40	60	21.4	3.44	1.82	22.1	3.81	1.70	22.7	4.24	1.57
	70	20.0	2.96	1.97	20.7	3.28	1.85	21.4	3.64	1.72
	80	18.5	2.60	2.08	19.3	2.87	1.96	20.0	3.19	1.84
30	60	18.2	3.24	1.65	18.6	3.49	1.56	18.9	3.78	1.46
	70	16.7	2.83	1.73	17.1	3.05	1.64	17.5	3.31	1.55
	80	15.2	2.41	1.85	15.6	2.61	1.75	16.0	2.83	1.66
17	60	15.2	3.06	1.46	15.3	3.19	1.40	15.3	3.34	1.34
	70	13.5	2.64	1.50	13.6	2.76	1.44	13.7	2.90	1.38
	80	11.8	2.22	1.56	11.9	2.33	1.49	12.0	2.46	1.43
10	60	12.3	2.87	1.26	12.1	2.88	1.22	11.8	2.90	1.19
	70	10.4	2.45	1.25	10.2	2.47	1.20	9.9	2.50	1.16
	80	8.5	2.02	1.23	8.3	2.05	1.18	8.0	2.09	1.12
0	60	11.0	2.16	1.50	11.8	2.24	1.55	13.5	2.33	1.70
	70	9.9	1.98	1.47	10.5	2.02	1.50	10.9	1.96	1.63
	80	9.2	1.86	1.45	8.2	1.66	1.40	9.4	1.81	1.52
-10	60	9.1	1.88	1.44	9.8	1.95	1.49	11.2	2.03	1.64
	70	8.2	1.73	1.41	8.7	1.76	1.44	9.0	1.71	1.57
	80	7.6	1.62	1.40	6.8	1.45	1.35	7.7	1.58	1.46
-20	60	7.2	1.60	1.38	7.7	1.66	1.43	8.8	1.73	1.57
	70	6.4	1.48	1.35	6.8	1.51	1.38	7.0	1.47	1.50
	80	6.0	1.38	1.34	5.3	1.23	1.29	6.1	1.34	1.40

NOTE: ALL CAPACITIES INCLUDE INDOOR FAN HEAT. KW VALUES ARE FOR THE SYSTEM (OUTDOOR + INDOOR).

Yellow shaded cells are AHRI High Heating conditions.

Orange shaded cells are AHRI Low Heating conditions.

Multipliers for determining the performance with other indoor sections.

COIL MULTIPLIERS - 2 TON

Air Handler	Coil	MBH	COP	KW
AE24BBA21	–	1.00	1.00	1.00
AE24BX21	–	1.00	1.00	1.00
AE30BX21	–	1.03	1.04	0.93
AVC24BX21	–	1.03	0.99	0.98
AVC30BX21	–	1.03	1.01	0.97
AVC36BX21	–	1.03	1.01	0.97
AVC36CX21	–	1.03	0.97	1.00
ME08BN21	CF/CM24B	1.03	1.04	0.93
ME08BN21	CF/CM30B	1.02	1.04	0.95
ME08BN21	CF/CM36B	1.03	1.02	0.95
ME08BN21	CF24BBAA1	0.98	1.03	0.99

COIL MULTIPLIERS - 2 TON (Continued)

Air Handler	Coil	MBH	COP	KW
ME08BN21	CM24BBAA1	1.03	1.04	0.93
MVC08BN21	CF/CM24B	1.03	1.01	0.97
MVC08BN21	CF/CM30B	1.03	0.98	1.00
MVC08BN21	CF/CM36B	1.03	0.99	0.98
MVC08BN21	CF24BBAA1	1.03	1.01	0.97
MVC12BN21	CF/CM24B	1.03	0.98	0.99
MVC12BN21	CF/CM30B	1.03	0.98	1.00
MVC12BN21	CF/CM36B	1.00	0.94	1.06
MVC12BN21	CF24BBAA1	1.03	0.98	0.99
MVC16CN21	CF/CM30C	1.03	0.96	1.01
MVC16CN21	CF/CM36C	1.03	0.98	0.99

FURNACE MULTIPLIERS - 2 TON

Furnaces	Coil	MBH	COP	KW
TL8E060A12UH11	CF/CM/CU24A	0.98	0.98	0.99
TL8E060A12UH11	CF/CM/CU24B	0.98	1.01	0.97
TL8E060A12UH11	CF/CM/CU30A	0.98	0.98	1.00
TL8E060A12UH11	CF/CM/CU30B	0.98	1.00	0.98
TL8E060A12UH11	CF/CM/CU36B	0.98	1.01	0.97
TL8E060A12UH11	CF/CM/36A	0.98	0.99	0.99
TL9E060B12UH11	CF/CM/CU24B	0.98	0.99	0.98
TL9E060B12UH11	CF/CM/CU30B	0.98	0.99	0.99
TL9E060B12UH11	CF/CM/CU36B	0.98	0.99	0.99
TL9E060B12UH11	CF/CM/CU36C	0.98	1.00	0.98
TL9E060B12UH11	CF/CM/30C	0.98	0.99	0.98
TM8E040A12MP11	CF/CM/CU24A	0.98	0.99	0.99
TM8E040A12MP11	CF/CM/CU24B	0.98	1.01	0.97
TM8E040A12MP11	CF/CM/CU30A	0.98	0.98	0.99
TM8E040A12MP11	CF/CM/CU30B	0.98	1.00	0.98
TM8E040A12MP11	CF/CM/CU36B	0.98	1.01	0.97
TM8E040A12MP11	CF/CM/36A	0.98	0.99	0.98
TM8E080B12MP11	CF/CM/CU24B	0.98	0.97	1.01
TM8E100B12MP11	CF/CM/CU24B	0.98	1.00	0.98
TM8E100B12MP11	CF/CM/CU30B	0.99	1.01	0.98
TM8E100B12MP11	CF/CM/CU36B	0.98	1.00	0.98
TM8E100B12MP11	CF/CM/30C	0.99	1.01	0.98
TM8V060A12MP12C	CF/CM/CU24A	1.03	0.97	1.00
TM8V060A12MP12C	CF/CM/CU30A	1.03	0.93	1.05
TM8V060A12MP12C	CF/CM/36A	1.00	0.99	1.01
TM8V060A12MP12C	CF24ABAA1	1.03	0.97	1.00
TM8V060A12MP12C	CF30ABAA1	1.03	0.93	1.05
TM8V080B12MP12C	CF/CM/CU24B	1.03	1.02	0.96
TM8V080B12MP12C	CF/CM/CU30B	1.03	0.99	0.98
TM8V080B12MP12C	CF/CM/CU36B	1.03	1.00	0.98
TM8V080B12MP12C	CF24BBAA1	1.03	1.02	0.96
TM8V080C16MP12C	CF/CM/CU30C	1.03	0.97	1.00
TM8V080C16MP12C	CF/CM/CU36C	1.03	1.00	0.98
TM8V100C16MP12C	CF/CM/CU30C	1.03	0.97	1.00
TM8V100C16MP12C	CF/CM/CU36C	1.03	1.00	0.98
TM8X060A12MP11	CF/CM/CU24A	1.03	1.01	0.97
TM8X060A12MP11	CF/CM/CU30A	1.03	0.99	0.98
TM8X060A12MP11	CF/CM/36A	1.03	0.98	1.00
TM8X060A12MP11	CF24ABAA1	1.03	1.01	0.97
TM8X060A12MP11	CF30ABAA1	1.03	0.99	0.98
TM8X080B12MP11	CF/CM/CU24B	1.03	0.93	1.05
TM8X080B12MP11	CF/CM/CU30B	1.03	0.98	0.99
TM8X080B12MP11	CF/CM/CU36B	1.03	0.98	1.00
TM8X080B12MP11	CF24BBAA1	1.03	0.93	1.05
TM8Y060A12MP11	CF/CM/CU24A	1.03	1.01	0.97
TM8Y060A12MP11	CF/CM/CU30A	1.03	0.99	0.98
TM8Y060A12MP11	CF/CM/36A	1.03	0.98	1.00
TM8Y060A12MP11	CF24ABAA1	1.03	1.01	0.97
TM8Y060A12MP11	CF30ABAA1	1.03	0.99	0.98
TM8Y080B12MP11	CF/CM/CU24B	1.03	0.93	1.05
TM8Y080B12MP11	CF/CM/CU30B	1.03	0.98	0.99
TM8Y080B12MP11	CF/CM/CU36B	1.03	0.98	1.00
TM8Y080B12MP11	CF24BBAA1	1.03	0.93	1.05
TM9E026A08MP12	CF/CM/CU24A	0.98	0.95	1.03
TM9E026A08MP12	CF/CM/CU24B	0.98	0.97	1.00

FURNACE MULTIPLIERS - 2 TON (Continued)

Furnaces	Coil	MBH	COP	KW
TM9E026A08MP12	CF/CM/CU30A	0.98	0.94	1.04
TM9E026A08MP12	CF/CM/CU30B	0.98	0.97	1.01
TM9E026A08MP12	CF/CM/CU36B	0.98	0.96	1.02
TM9E026A08MP12	CF/CM/36A	0.98	0.95	1.03
TM9E040A10MP11	CF/CM/CU24A	1.03	1.01	0.97
TM9E040A10MP11	CF/CM/CU30A	1.03	1.02	0.95
TM9E040A10MP11	CF/CM/36A	1.03	0.97	1.01
TM9E040A10MP11	CF24ABAA1	1.03	1.01	0.97
TM9E040A10MP11	CF30ABAA1	1.03	1.02	0.95
TM9E040A10MP12	CF/CM/CU24A	0.98	0.96	1.01
TM9E040A10MP12	CF/CM/CU24B	0.98	0.98	1.00
TM9E040A10MP12	CF/CM/CU30A	0.98	0.95	1.03
TM9E040A10MP12	CF/CM/CU30B	0.98	0.97	1.01
TM9E040A10MP12	CF/CM/CU36B	0.98	0.98	1.00
TM9E040A10MP12	CF/CM/36A	0.98	0.97	1.01
TM9E060A10MP12	CF/CM/CU24A	0.98	0.98	0.99
TM9E060A10MP12	CF/CM/CU24B	0.98	0.99	0.99
TM9E060A10MP12	CF/CM/CU30A	0.98	0.97	1.01
TM9E060A10MP12	CF/CM/CU30B	0.98	0.98	0.99
TM9E060A10MP12	CF/CM/CU36B	0.98	0.99	0.98
TM9E060A10MP12	CF/CM/36A	0.98	0.98	1.00
TM9E060B12MP11	CF/CM/CU24B	1.03	0.96	1.02
TM9E060B12MP11	CF/CM/CU30B	1.03	0.95	1.03
TM9E060B12MP11	CF/CM/CU36B	1.03	1.03	0.94
TM9E060B12MP11	CF24BBAA1	1.03	0.96	1.02
TM9E080B12MP11	CF/CM/CU24B	1.03	0.99	0.99
TM9E080B12MP11	CF/CM/CU30B	1.03	0.99	0.99
TM9E080B12MP11	CF/CM/CU36B	1.03	0.99	0.98
TM9E080B12MP11	CF24BBAA1	1.03	0.99	0.99
TM9V040A10MP12C	CF/CM/CU24A	1.03	1.01	0.97
TM9V040A10MP12C	CF/CM/CU30A	1.03	0.99	0.98
TM9V040A10MP12C	CF/CM/36A	1.03	0.97	1.01
TM9V040A10MP12C	CF24ABAA1	1.03	1.01	0.97
TM9V040A10MP12C	CF30ABAA1	1.03	0.99	0.98
TM9V060B12MP12C	CF/CM/CU24B	1.03	0.98	0.99
TM9V060B12MP12C	CF/CM/CU30B	1.03	0.96	1.01
TM9V060B12MP12C	CF/CM/CU36B	1.03	1.03	0.95
TM9V060B12MP12C	CF24BBAA1	1.03	0.98	0.99
TM9V080B12MP12C	CF/CM/CU24B	1.02	1.04	0.94
TM9V080B12MP12C	CF/CM/CU30B	1.03	1.01	0.97
TM9V080B12MP12C	CF/CM/CU36B	1.03	1.01	0.97
TM9V080B12MP12C	CF24BBAA1	1.02	1.04	0.94
TM9V080C16MP12C	CF/CM/CU30C	1.03	0.99	0.99
TM9V080C16MP12C	CF/CM/CU36C	1.03	1.01	0.97
TM9V100C16MP12C	CF/CM/CU30C	1.03	0.98	0.99
TM9V100C16MP12C	CF/CM/CU36C	1.03	1.02	0.96
TM9Y040A10MP11	CF/CM/CU24A	1.03	1.01	0.97
TM9Y040A10MP11	CF/CM/CU30A	1.03	1.02	0.95
TM9Y040A10MP11	CF/CM/36A	1.03	0.97	1.01
TM9Y040A10MP11	CF24ABAA1	1.03	1.01	0.97
TM9Y040A10MP11	CF30ABAA1	1.03	1.02	0.95
TM9Y060B12MP11	CF/CM/CU24B	1.03	0.96	1.02
TM9Y060B12MP11	CF/CM/CU30B	1.03	0.95	1.03
TM9Y060B12MP11	CF/CM/CU36B	1.03	1.03	0.94
TM9Y060B12MP11	CF24BBAA1	1.03	0.96	1.02

FURNACE MULTIPLIERS - 2 TON (Continued)

Furnaces	Coil	MBH	COP	KW
TM9Y080B12MP11	CF/CM/CU24B	1.03	0.99	0.99
TM9Y080B12MP11	CF/CM/CU30B	1.03	0.99	0.99
TM9Y080B12MP11	CF/CM/CU36B	1.03	0.99	0.98
TM9Y080B12MP11	CF24BBAA1	1.03	0.99	0.99
TMLV060A12MP12C	CF/CM/CU24A	1.03	0.97	1.00
TMLV060A12MP12C	CF/CM/CU30A	1.03	0.93	1.05
TMLV060A12MP12C	CF/CM36A	1.00	0.99	1.01
TMLV060A12MP12C	CF24ABAA1	1.03	0.97	1.00
TMLV060A12MP12C	CF30ABAA1	1.03	0.93	1.05
TMLV080B12MP12C	CF/CM/CU24B	1.03	1.02	0.96
TMLV080B12MP12C	CF/CM/CU30B	1.03	0.99	0.98
TMLV080B12MP12C	CF/CM/CU36B	1.03	1.00	0.98
TMLV080B12MP12C	CF24BBAA1	1.03	1.02	0.96
TMLV080C16MP12C	CF/CM/CU30C	1.03	0.97	1.00
TMLV080C16MP12C	CF/CM/CU36C	1.03	1.00	0.98
TMLV100C16MP12C	CF/CM/CU30C	1.03	0.97	1.00
TMLV100C16MP12C	CF/CM/CU36C	1.03	1.00	0.98
TMLX060A12MP11	CF/CM/CU24A	1.03	1.01	0.97
TMLX060A12MP11	CF/CM/CU30A	1.03	0.99	0.98
TMLX060A12MP11	CF/CM36A	1.03	0.98	1.00
TMLX060A12MP11	CF24ABAA1	1.03	1.01	0.97
TMLX060A12MP11	CF30ABAA1	1.03	0.99	0.98
TMLX080B12MP11	CF/CM/CU24B	1.03	0.93	1.05
TMLX080B12MP11	CF/CM/CU30B	1.03	0.98	0.99
TMLX080B12MP11	CF/CM/CU36B	1.03	0.98	1.00
TMLX080B12MP11	CF24BBAA1	1.03	0.93	1.05
TP9C060B12MP13C	CF/CM/CU24B	1.03	0.98	0.99

FURNACE MULTIPLIERS - 2 TON (Continued)

Furnaces	Coil	MBH	COP	KW
TP9C060B12MP13C	CF/CM/CU30B	1.03	0.96	1.01
TP9C060B12MP13C	CF/CM/CU36B	1.03	1.03	0.95
TP9C060B12MP13C	CF24BBAA1	1.03	0.98	0.99
TP9C080B12MP13C	CF/CM/CU24B	1.02	1.04	0.94
TP9C080B12MP13C	CF/CM/CU30B	1.03	1.01	0.97
TP9C080B12MP13C	CF/CM/CU36B	1.03	1.01	0.97
TP9C080B12MP13C	CF24BBAA1	1.02	1.04	0.94
TP9C080C16MP13C	CF/CM/CU30C	1.03	0.99	0.99
TP9C080C16MP13C	CF/CM/CU36C	1.03	1.01	0.97
TP9C100C16MP13C	CF/CM/CU30C	1.03	0.98	0.99
TP9C100C16MP13C	CF/CM/CU36C	1.03	1.02	0.96
TPLC060A12MP13C	CF/CM/CU24A	1.03	0.97	1.00
TPLC060A12MP13C	CF/CM/CU30A	1.03	0.93	1.05
TPLC060A12MP13C	CF/CM36A	1.00	0.99	1.01
TPLC060A12MP13C	CF24ABAA1	1.03	0.97	1.00
TPLC060A12MP13C	CF30ABAA1	1.03	0.93	1.05
TPLC080B12MP13C	CF/CM/CU24B	1.03	1.02	0.96
TPLC080B12MP13C	CF/CM/CU30B	1.03	0.99	0.98
TPLC080B12MP13C	CF/CM/CU36B	1.03	1.00	0.98
TPLC080B12MP13C	CF24BBAA1	1.03	1.02	0.96
TPLC080C16MP13C	CF/CM/CU30C	1.03	0.97	1.00
TPLC080C16MP13C	CF/CM/CU36C	1.03	1.00	0.98
TPLC100C16MP13C	CF/CM/CU30C	1.03	0.97	1.00
TPLC100C16MP13C	CF/CM/CU36C	1.03	1.00	0.98

HEATING PERFORMANCE DATA - MEDIUM										
CONDENSING UNIT MODEL NO		TH16B2421S								
AIR TEMP. ENTERING OUTDOOR UNIT (°F)	AIR TEMP. ENTERING INDOOR COIL (°F)	ID CFM								
		315			515			715		
		MBH	COP	KW	MBH	COP	KW	MBH	COP	KW
60	60	16.8	3.48	1.41	18.6	4.48	1.22	20.4	5.86	1.02
	70	15.8	3.04	1.52	17.8	3.87	1.34	19.7	4.95	1.17
	80	14.8	2.70	1.60	16.9	3.41	1.45	19.0	4.29	1.30
47	60	14.8	3.29	1.32	16.1	4.07	1.16	17.4	5.10	1.00
	70	14.1	2.86	1.45	15.3	3.47	1.29	16.5	4.26	1.13
	80	13.4	2.53	1.55	14.5	3.03	1.40	15.5	3.66	1.24
40	60	13.4	3.14	1.25	14.6	3.85	1.11	15.8	4.75	0.97
	70	13.0	2.77	1.38	14.1	3.34	1.24	15.3	4.06	1.10
	80	12.6	2.48	1.49	13.7	2.96	1.35	14.7	3.55	1.21
30	60	11.6	2.91	1.17	12.4	3.40	1.07	13.1	4.00	0.96
	70	11.0	2.54	1.27	11.7	2.94	1.17	12.5	3.41	1.07
	80	10.4	2.25	1.35	11.1	2.59	1.26	11.8	2.98	1.16
17	60	9.8	2.70	1.06	10.1	3.04	0.97	10.4	3.45	0.88
	70	9.0	2.34	1.13	9.3	2.62	1.04	9.7	2.94	0.96
	80	8.2	2.07	1.16	8.6	2.30	1.09	8.9	2.57	1.02
10	60	8.0	2.53	0.93	7.8	2.75	0.84	7.70	3.03	0.74
	70	7.0	2.18	0.94	6.9	2.36	0.86	6.9	2.59	0.78
	80	6.0	1.91	0.92	6.0	2.07	0.85	6.0	2.25	0.78

NOTE: ALL CAPACITIES INCLUDE INDOOR FAN HEAT. KW VALUES ARE FOR THE SYSTEM (OUTDOOR + INDOOR).
Yellow shaded cells are AHRI High Heating conditions.
Orange shaded cells are AHRI Low Heating conditions.

Multipliers for determining the performance with other indoor sections.

HEATING PERFORMANCE DATA - LOW										
CONDENSING UNIT MODEL NO		TH16B2421S								
AIR TEMP. ENTERING OUTDOOR UNIT (°F)	AIR TEMP. ENTERING INDOOR COIL (°F)	ID CFM								
		365			515			665		
		MBH	COP	KW	MBH	COP	KW	MBH	COP	KW
60	60	13.9	4.69	0.87	14.8	5.55	0.78	15.7	6.63	0.69
	70	13.2	3.93	0.98	14.1	4.60	0.90	15.1	5.41	0.82
	80	12.5	3.38	1.08	13.5	3.93	1.00	14.4	4.57	0.92
47	60	11.8	4.14	0.84	12.6	4.76	0.77	13.3	5.49	0.71
	70	11.4	3.53	0.94	12.1	4.03	0.88	12.8	4.60	0.81
	80	10.9	3.08	1.04	11.6	3.49	0.97	12.2	3.95	0.90
40	60	10.7	3.86	0.81	11.4	4.40	0.76	12.1	5.02	0.71
	70	10.3	3.30	0.91	10.9	3.73	0.86	11.6	4.21	0.81
	80	9.8	2.88	1.00	10.5	3.23	0.95	11.1	3.62	0.90
30	60	9.5	3.52	0.79	10.0	3.90	0.75	10.4	4.34	0.70
	70	9.1	3.02	0.88	9.5	3.33	0.83	9.9	3.68	0.78
	80	8.6	2.64	0.95	9.0	2.90	0.90	9.3	3.20	0.85
17	60	8.3	3.23	0.75	8.5	3.51	0.71	8.7	3.82	0.67
	70	7.9	2.78	0.83	8.0	3.01	0.78	8.1	3.27	0.73
	80	7.4	2.44	0.89	7.5	2.64	0.83	7.5	2.86	0.77
10	60	7.1	2.98	0.70	7.1	3.18	0.65	7.00	3.41	0.60
	70	6.7	2.58	0.76	6.5	2.74	0.69	6.4	2.94	0.63
	80	6.2	2.27	0.80	6.0	2.41	0.72	5.7	2.59	0.65

NOTE: ALL CAPACITIES INCLUDE INDOOR FAN HEAT. KW VALUES ARE FOR THE SYSTEM (OUTDOOR + INDOOR).
Yellow shaded cells are AHRI High Heating conditions.
Orange shaded cells are AHRI Low Heating conditions.

Multipliers for determining the performance with other indoor sections.

COIL MULTIPLIERS - 2 TON

Air Handler	Coil	MBH	COP	KW
AE24BBA21	-	1.00	1.00	1.00
AE24BX21	-	1.00	1.00	1.00
AE30BX21	-	1.02	1.04	0.94
AVC24BX21	-	1.02	1.00	0.98
AVC30BX21	-	1.00	1.00	1.00
AVC36BX21	-	1.01	1.00	0.99
AVC36CX21	-	1.03	1.00	0.97
ME08BN21	CF/CM24B	1.01	1.03	0.96
ME08BN21	CF/CM30B	1.00	1.02	0.99
ME08BN21	CF/CM36B	1.01	1.02	0.98
ME08BN21	CF24BBAA1	1.01	0.99	0.99
ME08BN21	CM24BBAA1	1.01	1.03	0.96
MVC08BN21	CF/CM24B	1.01	1.01	0.99
MVC08BN21	CF/CM30B	1.00	0.98	1.02
MVC08BN21	CF/CM36B	1.01	0.99	1.00
MVC08BN21	CF24BBAA1	1.01	1.01	0.99
MVC12BN21	CF/CM24B	1.01	0.99	0.99
MVC12BN21	CF/CM30B	0.99	0.97	1.04
MVC12BN21	CF/CM36B	0.95	0.93	1.13
MVC12BN21	CF24BBAA1	1.01	0.99	0.99
MVC16CN21	CF/CM30C	1.02	0.98	1.00
MVC16CN21	CF/CM36C	0.99	0.98	1.04

FURNACE MULTIPLIERS - 2 TON

Furnaces	Coil	MBH	COP	KW
TL8E060A12UH11	CF/CM/CU24A	1.01	0.98	1.02
TL8E060A12UH11	CF/CM/CU24B	1.01	1.00	1.01
TL8E060A12UH11	CF/CM/CU30A	1.00	0.98	1.02
TL8E060A12UH11	CF/CM/CU30B	1.00	0.99	1.01
TL8E060A12UH11	CF/CM/CU36B	1.00	1.00	1.00
TL8E060A12UH11	CF/CM36A	1.00	0.99	1.01
TL9E060B12UH11	CF/CM/CU24B	1.01	0.99	1.02
TL9E060B12UH11	CF/CM/CU30B	1.01	0.98	1.02
TL9E060B12UH11	CF/CM/CU36B	1.01	0.99	1.01
TL9E060B12UH11	CF/CM/CU36C	1.01	0.99	1.01
TL9E060B12UH11	CF/CM30C	1.01	0.98	1.02
TM8E040A12MP11	CF/CM/CU24A	1.01	0.99	1.01
TM8E040A12MP11	CF/CM/CU24B	1.01	1.00	1.01
TM8E040A12MP11	CF/CM/CU30A	1.00	0.98	1.02
TM8E040A12MP11	CF/CM/CU30B	1.00	0.99	1.01
TM8E040A12MP11	CF/CM/CU36B	1.00	1.00	1.00
TM8E040A12MP11	CF/CM36A	1.00	0.99	1.01
TM8E080B12MP11	CF/CM/CU24B	1.01	0.98	1.02
TM8E100B12MP11	CF/CM/CU24B	1.00	1.00	1.00
TM8E100B12MP11	CF/CM/CU30B	1.01	0.99	1.01
TM8E100B12MP11	CF/CM/CU36B	0.99	1.00	0.99
TM8E100B12MP11	CF/CM30C	1.01	1.00	1.01
TM8V060A12MP12C	CF/CM/CU24A	1.01	0.98	1.01
TM8V060A12MP12C	CF/CM/CU30A	1.02	0.97	1.01
TM8V060A12MP12C	CF/CM36A	1.01	1.01	0.99
TM8V060A12MP12C	CF24ABAA1	1.01	0.98	1.01
TM8V060A12MP12C	CF30ABAA1	1.02	0.97	1.01
TM8V080B12MP12C	CF/CM/CU24B	1.00	1.01	0.99
TM8V080B12MP12C	CF/CM/CU30B	1.01	1.01	0.99
TM8V080B12MP12C	CF/CM/CU36B	1.01	1.01	0.99

FURNACE MULTIPLIERS - 2 TON (Continued)

Furnaces	Coil	MBH	COP	KW
TM8V080B12MP12C	CF24BBAA1	1.00	1.01	0.99
TM8V080C16MP12C	CF/CM/CU30C	1.00	0.99	1.01
TM8V080C16MP12C	CF/CM/CU36C	1.00	1.00	1.00
TM8V100C16MP12C	CF/CM/CU30C	1.00	0.99	1.01
TM8V100C16MP12C	CF/CM/CU36C	1.00	1.00	1.00
TM8X060A12MP11	CF/CM/CU24A	1.00	1.00	1.00
TM8X060A12MP11	CF/CM/CU30A	1.01	1.00	0.99
TM8X060A12MP11	CF/CM36A	1.02	1.01	0.97
TM8X060A12MP11	CF24ABAA1	1.00	1.00	1.00
TM8X060A12MP11	CF30ABAA1	1.01	1.00	0.99
TM8X080B12MP11	CF/CM/CU24B	1.03	1.00	0.97
TM8X080B12MP11	CF/CM/CU30B	1.02	1.01	0.97
TM8X080B12MP11	CF/CM/CU36B	1.02	1.01	0.97
TM8X080B12MP11	CF24BBAA1	1.03	1.00	0.97
TM8Y060A12MP11	CF/CM/CU24A	1.00	1.00	1.00
TM8Y060A12MP11	CF/CM/CU30A	1.01	1.00	0.99
TM8Y060A12MP11	CF/CM36A	1.02	1.01	0.97
TM8Y060A12MP11	CF24ABAA1	1.00	1.00	1.00
TM8Y060A12MP11	CF30ABAA1	1.01	1.00	0.99
TM8Y080B12MP11	CF/CM/CU24B	1.03	1.00	0.97
TM8Y080B12MP11	CF/CM/CU30B	1.02	1.01	0.97
TM8Y080B12MP11	CF/CM/CU36B	1.02	1.01	0.97
TM8Y080B12MP11	CF24BBAA1	1.03	1.00	0.97
TM9E026A08MP12	CF/CM/CU24A	0.99	0.98	1.02
TM9E026A08MP12	CF/CM/CU24B	1.03	0.96	1.07
TM9E026A08MP12	CF/CM/CU30A	0.98	0.97	1.01
TM9E026A08MP12	CF/CM/CU30B	1.02	0.96	1.06
TM9E026A08MP12	CF/CM/CU36B	0.99	0.98	1.00
TM9E026A08MP12	CF/CM36A	0.99	0.98	1.01
TM9E040A10MP11	CF/CM/CU24A	1.01	1.01	0.99
TM9E040A10MP11	CF/CM/CU30A	1.00	1.02	0.99
TM9E040A10MP11	CF/CM36A	1.01	0.99	1.00
TM9E040A10MP11	CF24ABAA1	1.01	1.01	0.99
TM9E040A10MP11	CF30ABAA1	1.00	1.02	0.99
TM9E040A10MP12	CF/CM/CU24A	1.01	0.97	1.04
TM9E040A10MP12	CF/CM/CU24B	1.02	0.98	1.04
TM9E040A10MP12	CF/CM/CU30A	1.01	0.96	1.05
TM9E040A10MP12	CF/CM/CU30B	1.01	0.97	1.04
TM9E040A10MP12	CF/CM/CU36B	1.01	0.98	1.03
TM9E040A10MP12	CF/CM36A	1.01	0.97	1.04
TM9E060A10MP12	CF/CM/CU24A	1.02	0.98	1.04
TM9E060A10MP12	CF/CM/CU24B	1.01	0.98	1.03
TM9E060A10MP12	CF/CM/CU30A	1.01	0.97	1.04
TM9E060A10MP12	CF/CM/CU30B	1.00	0.98	1.02
TM9E060A10MP12	CF/CM/CU36B	1.01	0.99	1.01
TM9E060A10MP12	CF/CM36A	1.00	0.98	1.02
TM9E060B12MP11	CF/CM/CU24B	1.01	0.99	0.99
TM9E060B12MP11	CF/CM/CU30B	0.99	0.97	1.04
TM9E060B12MP11	CF/CM/CU36B	1.02	1.02	0.96
TM9E060B12MP11	CF24BBAA1	1.01	0.99	0.99
TM9E080B12MP11	CF/CM/CU24B	0.99	0.99	1.01
TM9E080B12MP11	CF/CM/CU30B	1.01	1.00	0.99
TM9E080B12MP11	CF/CM/CU36B	0.99	0.98	1.03
TM9E080B12MP11	CF24BBAA1	0.99	0.99	1.01
TM9V040A10MP12C	CF/CM/CU24A	0.99	1.00	1.01

FURNACE MULTIPLIERS - 2 TON (Continued)

Furnaces	Coil	MBH	COP	KW
TM9V040A10MP12C	CF/CM/CU30A	1.00	1.00	1.00
TM9V040A10MP12C	CF/CM36A	1.01	0.99	1.00
TM9V040A10MP12C	CF24ABAA1	0.99	1.00	1.01
TM9V040A10MP12C	CF30ABAA1	1.00	1.00	1.00
TM9V060B12MP12C	CF/CM/CU24B	0.99	0.99	1.01
TM9V060B12MP12C	CF/CM/CU30B	0.98	0.97	1.05
TM9V060B12MP12C	CF/CM/CU36B	1.01	1.02	0.96
TM9V060B12MP12C	CF24BBAA1	0.99	0.99	1.01
TM9V080B12MP12C	CF/CM/CU24B	1.01	1.02	0.97
TM9V080B12MP12C	CF/CM/CU30B	1.01	1.00	0.99
TM9V080B12MP12C	CF/CM/CU36B	1.00	1.00	1.00
TM9V080B12MP12C	CF24BBAA1	1.01	1.02	0.97
TM9V080C16MP12C	CF/CM/CU30C	1.01	1.01	0.98
TM9V080C16MP12C	CF/CM/CU36C	1.00	1.01	0.99
TM9V100C16MP12C	CF/CM/CU30C	1.03	1.01	0.97
TM9V100C16MP12C	CF/CM/CU36C	1.00	1.01	0.99
TM9Y040A10MP11	CF/CM/CU24A	1.01	1.01	0.99
TM9Y040A10MP11	CF/CM/CU30A	1.00	1.02	0.99
TM9Y040A10MP11	CF/CM36A	1.01	0.99	1.00
TM9Y040A10MP11	CF24ABAA1	1.01	1.01	0.99
TM9Y040A10MP11	CF30ABAA1	1.00	1.02	0.99
TM9Y060B12MP11	CF/CM/CU24B	1.01	0.99	0.99
TM9Y060B12MP11	CF/CM/CU30B	0.99	0.97	1.04
TM9Y060B12MP11	CF/CM/CU36B	1.02	1.02	0.96
TM9Y060B12MP11	CF24BBAA1	1.01	0.99	0.99
TM9Y080B12MP11	CF/CM/CU24B	0.99	0.99	1.01
TM9Y080B12MP11	CF/CM/CU30B	1.01	1.00	0.99
TM9Y080B12MP11	CF/CM/CU36B	0.99	0.98	1.03
TM9Y080B12MP11	CF24BBAA1	0.99	0.99	1.01
TMLV060A12MP12C	CF/CM/CU24A	1.01	0.98	1.01
TMLV060A12MP12C	CF/CM/CU30A	1.02	0.97	1.01
TMLV060A12MP12C	CF/CM36A	1.01	1.01	0.99
TMLV060A12MP12C	CF24ABAA1	1.01	0.98	1.01
TMLV060A12MP12C	CF30ABAA1	1.02	0.97	1.01
TMLV080B12MP12C	CF/CM/CU24B	1.00	1.01	0.99
TMLV080B12MP12C	CF/CM/CU30B	1.01	1.01	0.99
TMLV080B12MP12C	CF/CM/CU36B	1.01	1.01	0.99
TMLV080B12MP12C	CF24BBAA1	1.00	1.01	0.99
TMLV080C16MP12C	CF/CM/CU30C	1.00	0.99	1.01

FURNACE MULTIPLIERS - 2 TON (Continued)

Furnaces	Coil	MBH	COP	KW
TMLV080C16MP12C	CF/CM/CU36C	1.00	1.00	1.00
TMLV100C16MP12C	CF/CM/CU30C	1.00	0.99	1.01
TMLV100C16MP12C	CF/CM/CU36C	1.00	1.00	1.00
TMLX060A12MP11	CF/CM/CU24A	1.00	1.00	1.00
TMLX060A12MP11	CF/CM/CU30A	1.01	1.00	0.99
TMLX060A12MP11	CF/CM36A	1.02	1.01	0.97
TMLX060A12MP11	CF24ABAA1	1.00	1.00	1.00
TMLX060A12MP11	CF30ABAA1	1.01	1.00	0.99
TMLX080B12MP11	CF/CM/CU24B	1.03	1.00	0.97
TMLX080B12MP11	CF/CM/CU30B	1.02	1.01	0.97
TMLX080B12MP11	CF/CM/CU36B	1.02	1.01	0.97
TMLX080B12MP11	CF24BBAA1	1.03	1.00	0.97
TP9C060B12MP13C	CF/CM/CU24B	0.99	0.99	1.01
TP9C060B12MP13C	CF/CM/CU30B	0.98	0.97	1.05
TP9C060B12MP13C	CF/CM/CU36B	1.01	1.02	0.96
TP9C060B12MP13C	CF24BBAA1	0.99	0.99	1.01
TP9C080B12MP13C	CF/CM/CU24B	1.01	1.02	0.97
TP9C080B12MP13C	CF/CM/CU30B	1.01	1.00	0.99
TP9C080B12MP13C	CF/CM/CU36B	1.00	1.00	1.00
TP9C080B12MP13C	CF24BBAA1	1.01	1.02	0.97
TP9C080C16MP13C	CF/CM/CU30C	1.01	1.01	0.98
TP9C080C16MP13C	CF/CM/CU36C	1.00	1.01	0.99
TP9C100C16MP13C	CF/CM/CU30C	1.03	1.01	0.97
TP9C100C16MP13C	CF/CM/CU36C	1.00	1.01	0.99
TPLC060A12MP13C	CF/CM/CU24A	1.01	0.98	1.01
TPLC060A12MP13C	CF/CM/CU30A	1.02	0.97	1.01
TPLC060A12MP13C	CF/CM36A	1.01	1.01	0.99
TPLC060A12MP13C	CF24ABAA1	1.01	0.98	1.01
TPLC060A12MP13C	CF30ABAA1	1.02	0.97	1.01
TPLC080B12MP13C	CF/CM/CU24B	1.00	1.01	0.99
TPLC080B12MP13C	CF/CM/CU30B	1.01	1.01	0.99
TPLC080B12MP13C	CF/CM/CU36B	1.01	1.01	0.99
TPLC080B12MP13C	CF24BBAA1	1.00	1.01	0.99
TPLC080C16MP13C	CF/CM/CU30C	1.00	0.99	1.01
TPLC080C16MP13C	CF/CM/CU36C	1.00	1.00	1.00
TPLC100C16MP13C	CF/CM/CU30C	1.00	0.99	1.01
TPLC100C16MP13C	CF/CM/CU36C	1.00	1.00	1.00

PERFORMANCE DATA - 3 TON

CONDENSER-ONLY DATA (OUTDOOR UNIT)														
MODEL	SATURATED SUCTION @ COMPRESSOR		Outdoor Ambient Temperature											
			65 °F		75 °F		85 °F		95 °F		105 °F		115 °F	
	T (°F)	P (PSIG)	MBH	KW	MBH	KW	MBH	KW	MBH	KW	MBH	KW	MBH	KW
TH16B3622S	35	107	29.7	1.50	27.0	1.65	24.3	1.79	21.5	1.94	18.8	2.08	16.1	2.23
	40	119	32.1	1.44	29.5	1.61	26.9	1.78	24.2	1.95	21.6	2.12	19.0	2.29
	45	130	34.5	1.39	32.0	1.58	29.5	1.77	26.9	1.96	24.4	2.16	21.9	2.35
	50	143	36.9	1.33	34.5	1.54	32.1	1.76	29.6	1.98	27.2	2.19	24.8	2.41
	55	156	39.3	1.27	37.0	1.51	34.7	1.75	32.3	1.99	30.0	2.23	27.7	2.47

Notes:

- For Outdoor Unit (Condenser) performance only. Data does not include the effects of air handler power or heat.
- Performance based on 15°F subcooling and 15°F superheat at the Outdoor Unit base valves.
 - Increase capacity by 1% for each 2°F increase in subcooling.
 - Decrease capacity by 1% for each 2°F decrease in subcooling.
- Maximum recommended condensing temperature is 140°F.

COOLING PERFORMANCE DATA - HIGH																	
AIR CONDITIONER MODEL NO.		TH16B3622S															
AIR TEMP. ENTERING OUTDOOR UNIT (°F)	IDCFM	1000					1200					1400					
		ID DB (°F)	80	80	75	80	80	80	80	75	80	80	80	75	80	80	
		ID WB (°F)	57	62	62	67	72	57	62	62	67	72	57	62	62	67	72
55	T.C.	34.0	35.5	36.0	39.0	42.2	36.15	36.5	37.25	40.25	42.65	38.3	37.5	38.5	41.5	43.1	
	S.C.	33.5	30.2	25.7	24.9	19.3	35.6	32.75	27.9	27.1	20.55	37.7	35.3	30.1	29.3	21.8	
	KW	1.61	1.69	1.70	1.71	1.71	1.65	1.70	1.70	1.71	1.71	1.68	1.70	1.70	1.71	1.71	
65	T.C.	33.8	35.5	35.9	38.9	41.4	36.1	36.7	37.0	40.1	42.4	38.3	38.0	38.1	41.3	43.4	
	S.C.	33.4	30.4	25.8	25.0	19.3	35.5	33.1	27.9	27.2	20.5	37.7	35.8	30.1	29.4	21.8	
	KW	2.00	2.08	2.10	2.11	2.13	2.03	2.09	2.10	2.12	2.13	2.06	2.10	2.11	2.12	2.13	
75	T.C.	33.6	35.5	35.8	38.8	40.6	36.0	37.0	36.8	40.0	42.2	38.3	38.4	37.7	41.1	43.7	
	S.C.	33.2	30.6	25.8	25.1	19.2	35.4	33.4	28.0	27.3	20.5	37.6	36.2	30.1	29.4	21.7	
	KW	2.39	2.48	2.50	2.51	2.54	2.42	2.49	2.50	2.52	2.55	2.45	2.50	2.51	2.53	2.55	
85	T.C.	32.2	33.9	33.8	37.2	39.2	34.3	35.3	34.7	38.3	40.3	36.5	36.7	35.6	39.4	41.4	
	S.C.	31.7	29.9	25.0	24.5	18.6	33.7	32.6	27.1	26.6	19.7	35.7	35.4	29.3	28.8	20.8	
	KW	2.69	2.78	2.80	2.85	2.89	2.72	2.81	2.82	2.86	2.90	2.75	2.83	2.84	2.88	2.90	
95	T.C.	30.7	32.2	31.7	35.6	37.7	32.7	33.6	32.6	36.7	38.4	34.7	35.0	33.5	37.7	39.0	
	S.C.	30.1	29.2	24.2	23.8	18.0	32.0	31.9	26.3	26.0	19.0	33.8	34.5	28.4	28.2	19.9	
	KW	3.00	3.09	3.11	3.19	3.24	3.03	3.12	3.14	3.21	3.25	3.06	3.16	3.16	3.23	3.26	
105	T.C.	27.2	27.0	25.9	29.8	31.3	28.9	28.4	26.7	30.7	31.7	30.7	29.8	27.4	31.7	32.1	
	S.C.	26.5	25.1	21.0	21.3	15.8	28.1	27.2	22.5	23.3	16.8	29.7	29.3	24.1	25.4	17.7	
	KW	2.92	2.79	2.80	2.88	2.91	2.95	2.82	2.82	2.89	2.92	2.98	2.85	2.84	2.91	2.93	
115	T.C.	23.8	22.0	20.3	24.1	25.0	25.3	23.3	20.9	25.0	25.2	26.7	24.7	21.6	25.8	25.3	
	S.C.	23.1	21.0	17.8	18.9	13.6	24.4	22.7	18.9	20.8	14.6	25.7	24.3	19.9	22.6	15.6	
	KW	2.85	2.50	2.49	2.57	2.60	2.88	2.52	2.51	2.58	2.60	2.90	2.55	2.53	2.60	2.61	
125	T.C.	20.4	17.0	14.7	18.5	18.8	21.6	18.3	15.2	19.3	18.7	22.8	19.6	15.7	20.0	18.6	
	S.C.	19.6	17.0	14.7	16.5	11.5	20.7	18.2	15.2	18.2	12.5	21.7	19.3	15.7	19.9	13.5	
	KW	2.78	2.20	2.18	2.27	2.28	2.80	2.23	2.20	2.28	2.28	2.83	2.25	2.21	2.28	2.28	

NOTE: ALL CAPACITIES INCLUDE INDOOR FAN HEAT. KW VALUES ARE FOR THE SYSTEM (OUTDOOR + INDOOR).

Green shaded cells are ACCA (TVA) conditions.

Blue shaded cells are AHRJ conditions.

Multipliers for determining the performance with other indoor sections.

NOTE: For dry bulb temperatures different than those listed (between 73-87 °F), sensible capacity increases by 1060 BTUH per 1000 CFM per degree above the listed temperature and decreases by 1060 BTUH per 1000 CFM per degree below the listed temperature.

COIL MULTIPLIERS - 3 TON

Air Handler	Coil	T.C.	S.C.	KW
AE36BX21	-	1.00	1.00	1.00
AE36CX21	-	1.00	1.11	1.07
AVC36BX21	-	0.98	0.98	1.02
AVC36CX21	-	1.00	1.07	1.02
AVC42CX21	-	1.02	1.15	1.06
AVC48CX21	-	1.01	1.13	1.03
AVC48DX21	-	1.01	1.10	1.01
ME12BN21	CF/CM36B	0.98	1.01	1.02
ME12BN21	CF36BBCA1	0.98	1.01	1.02
ME12BN21	CF42B	0.99	1.01	1.01
ME14DN21	CF/CM42D	0.97	0.97	1.02
ME14DN21	CF/CM48D	0.98	1.00	0.98
MVC12BN21	CF42B	0.98	0.97	1.00
MVC14DN21	CF/CM42D	1.02	1.15	1.02
MVC14DN21	CF/CM48D	1.01	1.05	0.98
MVC16CN21	CF/CM36C	0.98	1.00	1.01
MVC16CN21	CF/CM42C	0.99	1.00	0.99
MVC16CN21	CF42CBCA1	0.99	1.00	0.99
MVC20DN21	CF/CM42D	1.02	1.14	1.02
MVC20DN21	CF/CM48D	1.02	1.15	1.00

FURNACE MULTIPLIERS - 3 TON

Furnaces	Coil	T.C.	S.C.	KW
TL8E060A12UH11	CF/CM/CU36B	0.97	1.00	0.93
TL8E060A12UH11	CF/CM36A	0.96	0.98	0.93
TL8E060A12UH11	CF42B	0.97	1.00	0.93
TL9E060B12UH11	CF/CM/CU36B	0.96	0.97	0.94
TL9E060B12UH11	CF/CM/CU36C	0.97	1.00	0.94
TL9E060B12UH11	CF/CM/CU42C	0.97	1.00	0.93
TL9E060B12UH11	CF/CM/CU48C	0.97	1.00	0.93
TL9E060B12UH11	CF42B	0.97	0.98	0.94
TL9E080C16UH11	CF/CM/CU36C	1.00	1.16	1.04
TL9E080C16UH11	CF/CM/CU42C	1.00	1.16	1.04
TL9E080C16UH11	CF/CM/CU48C	1.00	1.17	1.04
TL9E080C16UH11	CF/CM/CU48D	1.00	1.17	1.03
TL9E080C16UH11	CF/CM42D	1.00	1.16	1.04
TM8E040A12MP11	CF/CM/CU36B	0.98	1.04	0.93
TM8E040A12MP11	CF/CM36A	0.97	1.00	0.94
TM8E040A12MP11	CF42B	0.99	1.05	0.99
TM8E060A12MP11	CF/CM/CU36B	0.99	1.11	1.03
TM8E060A12MP11	CF/CM36A	0.97	1.03	0.95
TM8E060A12MP11	CF42B	0.99	1.08	1.00
TM8E080B12MP11	CF/CM/CU36B	0.99	1.06	1.01
TM8E080B12MP11	CF/CM/CU36C	0.99	1.08	1.00
TM8E080B12MP11	CF/CM/CU42C	0.99	1.08	1.00
TM8E080B12MP11	CF/CM/CU48C	0.99	1.08	1.00
TM8E080B12MP11	CF42B	0.98	1.03	1.00
TM8E080C16MP11	CF/CM/CU36C	0.99	1.12	1.00
TM8E080C16MP11	CF/CM/CU42C	1.00	1.12	1.00
TM8E080C16MP11	CF/CM/CU48C	1.00	1.12	1.00
TM8E080C16MP11	CF/CM/CU48D	1.00	1.12	1.00
TM8E080C16MP11	CF/CM42D	1.00	1.12	1.00
TM8E100B12MP11	CF/CM/CU36B	0.98	1.04	0.93
TM8E100B12MP11	CF/CM/CU36C	0.99	1.06	0.99
TM8E100B12MP11	CF/CM/CU42C	0.99	1.06	0.99
TM8E100B12MP11	CF/CM/CU48C	0.99	1.06	0.98

FURNACE MULTIPLIERS - 3 TON (Continued)

Furnaces	Coil	T.C.	S.C.	KW
TM8E100B12MP11	CF42B	0.99	1.05	1.00
TM8E100C16MP11	CF/CM/CU36C	0.99	1.09	0.99
TM8E100C16MP11	CF/CM/CU42C	0.99	1.09	0.99
TM8E100C16MP11	CF/CM/CU48C	1.00	1.10	0.99
TM8E100C16MP11	CF/CM/CU48D	1.00	1.12	0.99
TM8E100C16MP11	CF/CM42D	1.00	1.12	0.99
TM8E120C16MP11	CF/CM/CU36C	0.99	1.11	0.99
TM8E120C16MP11	CF/CM/CU42C	1.00	1.12	1.00
TM8E120C16MP11	CF/CM/CU48C	1.00	1.12	0.99
TM8E120C16MP11	CF/CM/CU48D	1.00	1.12	0.99
TM8E120C16MP11	CF/CM42D	1.00	1.12	0.99
TM8V060A12MP12C	CF/CM/CU36B	0.96	0.98	0.93
TM8V060A12MP12C	CF/CM36A	0.96	0.98	0.94
TM8V060A12MP12C	CF36BBCA1	0.96	0.98	0.93
TM8V080B12MP12C	CF/CM/CU36B	0.96	0.99	0.95
TM8V080B12MP12C	CF/CM/CU36C	0.97	0.98	0.95
TM8V080B12MP12C	CF/CM/CU42C	0.97	0.98	0.95
TM8V080B12MP12C	CF42CBCA1	0.97	0.98	0.95
TM8V080C16MP12C	CF/CM/CU36C	0.97	1.00	0.92
TM8V080C16MP12C	CF/CM/CU42C	0.97	1.01	0.90
TM8V080C16MP12C	CF/CM/CU42D	0.97	1.01	0.90
TM8V080C16MP12C	CF/CM/CU48C	0.98	1.02	0.91
TM8V080C16MP12C	CF/CM/CU48D	0.98	1.02	0.91
TM8V080C16MP12C	CF42CBCA1	0.97	1.01	0.90
TM8V080C16MP12C	CF48CBCA1	0.98	1.02	0.91
TM8V100C16MP12C	CF/CM/CU36C	0.97	1.00	0.92
TM8V100C16MP12C	CF/CM/CU42C	0.97	1.01	0.90
TM8V100C16MP12C	CF/CM/CU42D	0.97	1.01	0.90
TM8V100C16MP12C	CF/CM/CU48C	0.98	1.02	0.91
TM8V100C16MP12C	CF/CM/CU48D	0.98	1.02	0.91
TM8V100C16MP12C	CF42CBCA1	0.97	1.01	0.90
TM8V100C16MP12C	CF48CBCA1	0.98	1.02	0.91
TM8V100C20MP12C	CF/CM/CU36C	0.99	1.11	0.99
TM8V100C20MP12C	CF/CM/CU42C	1.00	1.12	0.99
TM8V100C20MP12C	CF/CM/CU42D	1.00	1.12	0.99
TM8V100C20MP12C	CF/CM/CU48C	0.99	1.06	0.97
TM8V100C20MP12C	CF/CM/CU48D	1.00	1.12	0.98
TM8V100C20MP12C	CF42CBCA1	1.00	1.12	0.99
TM8V100C20MP12C	CF48CBCA1	0.99	1.06	0.97
TM8V120C20MP12C	CF/CM/CU36C	0.99	1.11	0.99
TM8V120C20MP12C	CF/CM/CU42C	1.00	1.12	0.99
TM8V120C20MP12C	CF/CM/CU42D	1.00	1.12	0.99
TM8V120C20MP12C	CF/CM/CU48C	0.99	1.06	0.97
TM8V120C20MP12C	CF/CM/CU48D	1.00	1.12	0.98
TM8V120C20MP12C	CF42CBCA1	1.00	1.12	0.99
TM8V120C20MP12C	CF48CBCA1	0.99	1.06	0.97
TM8X060A12MP11	CF/CM36A	0.98	1.05	1.06
TM8X080B12MP11	CF/CM/CU36B	0.97	0.98	0.91
TM8X080B12MP11	CF36BBCA1	0.97	0.98	0.91
TM8X080B12MP11	CF42B	0.97	0.98	0.90
TM8X080C16MP11	CF/CM/CU36C	0.98	1.04	0.90
TM8X080C16MP11	CF/CM/CU42C	0.99	1.05	0.97
TM8X080C16MP11	CF/CM/CU42D	0.99	1.05	0.97
TM8X080C16MP11	CF/CM/CU48C	0.99	1.05	0.97
TM8X080C16MP11	CF/CM/CU48D	0.99	1.05	0.97
TM8X080C16MP11	CF42CBCA1	0.99	1.05	0.97

FURNACE MULTIPLIERS - 3 TON (Continued)

Furnaces	Coil	T.C.	S.C.	KW
TM8X080C16MP11	CF48BCBA1	0.99	1.05	0.97
TM8X100C16MP11	CF/CM/CU36C	0.98	1.04	0.90
TM8X100C16MP11	CF/CM/CU42C	0.99	1.05	0.97
TM8X100C16MP11	CF/CM/CU42D	0.99	1.05	0.97
TM8X100C16MP11	CF/CM/CU48C	0.99	1.05	0.97
TM8X100C16MP11	CF/CM/CU48D	0.99	1.05	0.97
TM8X100C16MP11	CF42CBCA1	0.99	1.05	0.97
TM8X100C16MP11	CF48CBCA1	0.99	1.05	0.97
TM8X100C20MP11	CF/CM/CU36C	0.97	0.99	0.91
TM8X100C20MP11	CF/CM/CU42C	0.97	1.00	0.90
TM8X100C20MP11	CF/CM/CU48D	0.97	1.00	0.94
TM8X100C20MP11	CF42CBCA1	0.97	1.00	0.90
TM8X120C20MP11	CF/CM/CU36C	0.97	0.99	0.91
TM8X120C20MP11	CF/CM/CU42C	0.97	1.00	0.90
TM8X120C20MP11	CF/CM/CU48D	0.97	1.00	0.94
TM8X120C20MP11	CF42CBCA1	0.97	1.00	0.90
TM8Y060A12MP11	CF/CM36A	0.98	1.05	1.06
TM8Y080B12MP11	CF/CM/CU36B	0.97	0.98	0.91
TM8Y080B12MP11	CF36BBCA1	0.97	0.98	0.91
TM8Y080B12MP11	CF42B	0.97	0.98	0.90
TM8Y080C16MP11	CF/CM/CU36C	0.98	1.04	0.90
TM8Y080C16MP11	CF/CM/CU42C	0.99	1.05	0.97
TM8Y080C16MP11	CF/CM/CU42D	0.99	1.05	0.97
TM8Y080C16MP11	CF/CM/CU48C	0.99	1.05	0.97
TM8Y080C16MP11	CF/CM/CU48D	0.99	1.05	0.97
TM8Y080C16MP11	CF/CM/CU48D	0.99	1.05	0.97
TM8Y080C16MP11	CF42CBCA1	0.99	1.05	0.97
TM8Y080C16MP11	CF48CBCA1	0.99	1.05	0.97
TM8Y100C16MP11	CF/CM/CU36C	0.98	1.04	0.90
TM8Y100C16MP11	CF/CM/CU42C	0.99	1.05	0.97
TM8Y100C16MP11	CF/CM/CU42D	0.99	1.05	0.97
TM8Y100C16MP11	CF/CM/CU48C	0.99	1.05	0.97
TM8Y100C16MP11	CF/CM/CU48D	0.99	1.05	0.97
TM8Y100C16MP11	CF42CBCA1	0.99	1.05	0.97
TM8Y100C16MP11	CF48CBCA1	0.99	1.05	0.97
TM8Y100C20MP11	CF/CM/CU36C	0.97	0.99	0.91
TM8Y100C20MP11	CF/CM/CU42C	0.97	1.00	0.90
TM8Y100C20MP11	CF/CM/CU48D	0.97	1.00	0.94
TM8Y100C20MP11	CF42CBCA1	0.97	1.00	0.90
TM8Y120C20MP11	CF/CM/CU36C	0.97	0.99	0.91
TM8Y120C20MP11	CF/CM/CU42C	0.97	1.00	0.90
TM8Y120C20MP11	CF/CM/CU48D	0.97	1.00	0.94
TM8Y120C20MP11	CF42CBCA1	0.97	1.00	0.90
TM9E060A10MP12	CF/CM/CU36B	0.97	1.03	0.95
TM9E060A10MP12	CF/CM36A	0.96	0.99	0.97
TM9E060A10MP12	CF42B	0.97	1.02	0.96
TM9E060B12MP11	CF/CM/CU36B	0.99	1.06	0.96
TM9E060B12MP11	CF36BBCA1	0.99	1.06	0.96
TM9E060B12MP11	CF42B	0.99	1.06	0.96
TM9E060B12MP12	CF/CM/CU36B	0.97	1.03	0.97
TM9E060B12MP12	CF/CM/CU36C	0.98	1.05	1.03
TM9E060B12MP12	CF/CM/CU42C	0.99	1.06	1.03
TM9E060B12MP12	CF/CM/CU48C	0.99	1.06	1.03
TM9E060B12MP12	CF42B	0.98	1.03	1.04
TM9E080B12MP11	CF/CM/CU36B	0.98	1.02	0.94
TM9E080B12MP11	CF36BBCA1	0.98	1.02	0.94
TM9E080B12MP11	CF42B	0.97	1.00	0.94

FURNACE MULTIPLIERS - 3 TON (Continued)

Furnaces	Coil	T.C.	S.C.	KW
TM9E080B12MP12	CF/CM/CU36B	0.99	1.09	1.03
TM9E080B12MP12	CF/CM/CU36C	0.99	1.09	1.03
TM9E080B12MP12	CF/CM/CU42C	0.99	1.09	1.03
TM9E080B12MP12	CF/CM/CU48C	1.00	1.12	1.03
TM9E080B12MP12	CF42B	0.98	1.07	1.03
TM9E080C16MP11	CF/CM/CU36C	0.96	0.99	0.94
TM9E080C16MP11	CF/CM/CU42C	1.00	1.10	0.96
TM9E080C16MP11	CF/CM/CU42D	1.00	1.10	0.96
TM9E080C16MP11	CF/CM/CU48C	1.00	1.10	0.97
TM9E080C16MP11	CF/CM/CU48D	1.00	1.10	0.97
TM9E080C16MP11	CF42CBCA1	1.00	1.10	0.96
TM9E080C16MP11	CF48CBCA1	1.00	1.10	0.97
TM9E080C16MP12	CF/CM/CU36C	0.99	1.08	0.99
TM9E080C16MP12	CF/CM/CU42C	0.99	1.08	0.99
TM9E080C16MP12	CF/CM/CU48C	0.99	1.08	0.99
TM9E080C16MP12	CF/CM/CU48D	0.99	1.08	0.99
TM9E080C16MP12	CF/CM42D	0.99	1.08	0.99
TM9E100C16MP11	CF/CM/CU36C	0.97	1.00	0.92
TM9E100C16MP11	CF/CM/CU42C	0.97	1.00	0.91
TM9E100C16MP11	CF/CM/CU42D	0.97	1.00	0.91
TM9E100C16MP11	CF/CM/CU48C	0.97	1.00	0.91
TM9E100C16MP11	CF/CM/CU48D	0.97	1.00	0.91
TM9E100C16MP11	CF42CBCA1	0.97	1.00	0.91
TM9E100C16MP11	CF48CBCA1	0.97	1.00	0.91
TM9E100C16MP12	CF/CM/CU36C	0.99	1.12	1.00
TM9E100C16MP12	CF/CM/CU42C	0.99	1.09	1.00
TM9E100C16MP12	CF/CM/CU48C	1.00	1.10	1.00
TM9E100C16MP12	CF/CM/CU48D	1.00	1.14	1.00
TM9E100C16MP12	CF/CM42D	1.00	1.12	1.00
TM9E100C20MP11	CF/CM/CU36C	0.90	0.78	1.08
TM9E100C20MP11	CF/CM/CU42C	0.90	0.78	1.08
TM9E100C20MP11	CF/CM/CU42D	0.90	0.78	1.08
TM9E100C20MP11	CF/CM/CU48C	0.91	0.79	1.08
TM9E100C20MP11	CF/CM/CU48D	0.91	0.79	1.08
TM9E100C20MP11	CF42CBCA1	0.90	0.78	1.08
TM9E100C20MP11	CF48CBCA1	0.91	0.79	1.08
TM9E120D20MP11	CF/CM/CU42D	1.00	1.14	0.97
TM9V060B12MP12C	CF/CM/CU36B	0.96	0.96	0.94
TM9V060B12MP12C	CF36BBCA1	0.96	0.96	0.94
TM9V060B12MP12C	CF42B	0.97	0.96	0.95
TM9V080B12MP12C	CF/CM/CU36B	0.96	0.98	0.93
TM9V080B12MP12C	CF36BBCA1	0.96	0.98	0.93
TM9V080B12MP12C	CF42B	0.97	0.98	0.94
TM9V080C16MP12C	CF/CM/CU36C	0.97	0.98	0.93
TM9V080C16MP12C	CF/CM/CU42C	0.97	0.98	0.93
TM9V080C16MP12C	CF/CM/CU48C	0.97	0.99	0.93
TM9V080C16MP12C	CF/CM/CU48D	0.97	0.99	0.93
TM9V080C16MP12C	CF42CBCA1	0.97	0.98	0.93
TM9V080C16MP12C	CF48CBCA1	0.97	0.99	0.93
TM9V100C16MP12C	CF/CM/CU36C	0.97	1.00	0.92
TM9V100C16MP12C	CF/CM/CU42C	0.98	0.99	0.92
TM9V100C16MP12C	CF/CM/CU42D	0.98	0.99	0.91
TM9V100C16MP12C	CF/CM/CU48C	0.97	0.98	0.91
TM9V100C16MP12C	CF/CM/CU48D	0.97	0.98	0.91
TM9V100C16MP12C	CF42CBCA1	0.98	0.99	0.92
TM9V100C16MP12C	CF48CBCA1	0.97	0.98	0.91

FURNACE MULTIPLIERS - 3 TON (Continued)

Furnaces	Coil	T.C.	S.C.	KW
TM9V100C20MP12C	CF/CM/CU36C	0.98	1.02	0.93
TM9V100C20MP12C	CF/CM/CU42C	0.98	1.02	0.92
TM9V100C20MP12C	CF/CM/CU42D	0.98	1.02	0.91
TM9V100C20MP12C	CF/CM/CU48C	0.98	1.02	0.91
TM9V100C20MP12C	CF/CM/CU48D	0.98	1.02	0.91
TM9V100C20MP12C	CF42CBCA1	0.98	1.02	0.92
TM9V100C20MP12C	CF48CBCA1	0.98	1.02	0.91
TM9V120D20MP12C	CF/CM/CU42D	0.97	1.00	0.90
TM9V120D20MP12C	CF/CM/CU48D	0.98	1.01	0.91
TM9Y060B12MP11	CF/CM/CU36B	0.99	1.06	0.96
TM9Y060B12MP11	CF36BBCA1	0.99	1.06	0.96
TM9Y060B12MP11	CF42B	0.99	1.06	0.96
TM9Y080B12MP11	CF/CM/CU36B	0.98	1.02	0.94
TM9Y080B12MP11	CF36BBCA1	0.98	1.02	0.94
TM9Y080B12MP11	CF42B	0.97	1.00	0.94
TM9Y080C16MP11	CF/CM/CU36C	0.96	0.99	0.94
TM9Y080C16MP11	CF/CM/CU42C	1.00	1.10	0.96
TM9Y080C16MP11	CF/CM/CU42D	1.00	1.10	0.96
TM9Y080C16MP11	CF/CM/CU48C	1.00	1.10	0.97
TM9Y080C16MP11	CF/CM/CU48D	1.00	1.10	0.97
TM9Y080C16MP11	CF42CBCA1	1.00	1.10	0.96
TM9Y080C16MP11	CF48CBCA1	1.00	1.10	0.97
TM9Y100C16MP11	CF/CM/CU36C	0.97	1.00	0.92
TM9Y100C16MP11	CF/CM/CU42C	0.97	1.00	0.91
TM9Y100C16MP11	CF/CM/CU42D	0.97	1.00	0.91
TM9Y100C16MP11	CF/CM/CU48C	0.97	1.00	0.91
TM9Y100C16MP11	CF/CM/CU48D	0.97	1.00	0.91
TM9Y100C16MP11	CF42CBCA1	0.97	1.00	0.91
TM9Y100C16MP11	CF48CBCA1	0.97	1.00	0.91
TM9Y100C20MP11	CF/CM/CU36C	0.90	0.78	1.08
TM9Y100C20MP11	CF/CM/CU42C	0.90	0.78	1.08
TM9Y100C20MP11	CF/CM/CU42D	0.90	0.78	1.08
TM9Y100C20MP11	CF/CM/CU48C	0.91	0.79	1.08
TM9Y100C20MP11	CF/CM/CU48D	0.91	0.79	1.08
TM9Y100C20MP11	CF42CBCA1	0.90	0.78	1.08
TM9Y100C20MP11	CF48CBCA1	0.91	0.79	1.08
TM9Y120D20MP11	CF/CM/CU42D	1.00	1.14	0.97
TMLV060A12MP12C	CF/CM/CU36B	0.96	0.98	0.93
TMLV060A12MP12C	CF/CM36A	0.96	0.98	0.94
TMLV060A12MP12C	CF36BBCA1	0.96	0.98	0.93
TMLV080B12MP12C	CF/CM/CU36B	0.96	0.99	0.95
TMLV080B12MP12C	CF/CM/CU36C	0.97	0.98	0.95
TMLV080B12MP12C	CF/CM/CU42C	0.97	0.98	0.95
TMLV080B12MP12C	CF42CBCA1	0.97	0.98	0.95
TMLV080C16MP12C	CF/CM/CU36C	0.97	1.00	0.92
TMLV080C16MP12C	CF/CM/CU42C	0.97	1.01	0.90
TMLV080C16MP12C	CF/CM/CU42D	0.97	1.01	0.90
TMLV080C16MP12C	CF/CM/CU48C	0.98	1.02	0.91
TMLV080C16MP12C	CF/CM/CU48D	0.98	1.02	0.91
TMLV080C16MP12C	CF42CBCA1	0.97	1.01	0.90
TMLV080C16MP12C	CF48CBCA1	0.98	1.02	0.91
TMLV100C16MP12C	CF/CM/CU36C	0.97	1.00	0.92
TMLV100C16MP12C	CF/CM/CU42C	0.97	1.01	0.90
TMLV100C16MP12C	CF/CM/CU42D	0.97	1.01	0.90
TMLV100C16MP12C	CF/CM/CU48C	0.98	1.02	0.91
TMLV100C16MP12C	CF/CM/CU48D	0.98	1.02	0.91

FURNACE MULTIPLIERS - 3 TON (Continued)

Furnaces	Coil	T.C.	S.C.	KW
TMLV100C16MP12C	CF42CBCA1	0.97	1.01	0.90
TMLV100C16MP12C	CF48CBCA1	0.98	1.02	0.91
TMLV100C20MP12C	CF/CM/CU36C	0.99	1.11	0.99
TMLV100C20MP12C	CF/CM/CU42C	1.00	1.12	0.99
TMLV100C20MP12C	CF/CM/CU42D	1.00	1.12	0.99
TMLV100C20MP12C	CF/CM/CU48C	0.99	1.06	0.97
TMLV100C20MP12C	CF/CM/CU48D	1.00	1.12	0.98
TMLV100C20MP12C	CF42CBCA1	1.00	1.12	0.99
TMLV100C20MP12C	CF48CBCA1	0.99	1.06	0.97
TMLV120C20MP12C	CF/CM/CU36C	0.99	1.11	0.99
TMLV120C20MP12C	CF/CM/CU42C	1.00	1.12	0.99
TMLV120C20MP12C	CF/CM/CU42D	1.00	1.12	0.99
TMLV120C20MP12C	CF/CM/CU48C	0.99	1.06	0.97
TMLV120C20MP12C	CF/CM/CU48D	1.00	1.12	0.98
TMLV120C20MP12C	CF42CBCA1	1.00	1.12	0.99
TMLV120C20MP12C	CF48CBCA1	0.99	1.06	0.97
TMLX060A12MP11	CF/CM36A	0.98	1.05	1.06
TMLX080B12MP11	CF/CM/CU36B	0.97	0.98	0.91
TMLX080B12MP11	CF36BBCA1	0.97	0.98	0.91
TMLX080B12MP11	CF42B	0.97	0.98	0.90
TMLX080C16MP11	CF/CM/CU36C	0.98	1.04	0.90
TMLX080C16MP11	CF/CM/CU42C	0.99	1.05	0.97
TMLX080C16MP11	CF/CM/CU42D	0.99	1.05	0.97
TMLX080C16MP11	CF/CM/CU48C	0.99	1.05	0.97
TMLX080C16MP11	CF/CM/CU48D	0.99	1.05	0.97
TMLX080C16MP11	CF42CBCA1	0.99	1.05	0.97
TMLX080C16MP11	CF48CBCA1	0.99	1.05	0.97
TMLX100C16MP11	CF/CM/CU36C	0.98	1.04	0.90
TMLX100C16MP11	CF/CM/CU42C	0.99	1.05	0.97
TMLX100C16MP11	CF/CM/CU42D	0.99	1.05	0.97
TMLX100C16MP11	CF/CM/CU48C	0.99	1.05	0.97
TMLX100C16MP11	CF/CM/CU48D	0.99	1.05	0.97
TMLX100C16MP11	CF42CBCA1	0.99	1.05	0.97
TMLX100C16MP11	CF48CBCA1	0.99	1.05	0.97
TMLX100C20MP11	CF/CM/CU36C	0.97	0.99	0.91
TMLX100C20MP11	CF/CM/CU42C	0.97	1.00	0.90
TMLX100C20MP11	CF/CM/CU48D	0.97	1.00	0.94
TMLX100C20MP11	CF42CBCA1	0.97	1.00	0.90
TMLX120C20MP11	CF/CM/CU36C	0.97	0.99	0.91
TMLX120C20MP11	CF/CM/CU42C	0.97	1.00	0.90
TMLX120C20MP11	CF/CM/CU48D	0.97	1.00	0.94
TMLX120C20MP11	CF42CBCA1	0.97	1.00	0.90
TP9C060B12MP13C	CF/CM/CU36B	0.96	0.96	0.94
TP9C060B12MP13C	CF36BBCA1	0.96	0.96	0.94
TP9C060B12MP13C	CF42B	0.97	0.96	0.95
TP9C080B12MP13C	CF/CM/CU36B	0.96	0.98	0.93
TP9C080B12MP13C	CF36BBCA1	0.96	0.98	0.93
TP9C080B12MP13C	CF42B	0.97	0.98	0.94
TP9C080C16MP13C	CF/CM/CU36C	0.97	0.98	0.93
TP9C080C16MP13C	CF/CM/CU42C	0.97	0.98	0.93
TP9C080C16MP13C	CF/CM/CU48C	0.97	0.99	0.93
TP9C080C16MP13C	CF/CM/CU48D	0.97	0.99	0.93
TP9C080C16MP13C	CF42CBCA1	0.97	0.98	0.93
TP9C080C16MP13C	CF48CBCA1	0.97	0.99	0.93
TP9C100C16MP13C	CF/CM/CU36C	0.97	1.00	0.92
TP9C100C16MP13C	CF/CM/CU42C	0.98	0.99	0.92

FURNACE MULTIPLIERS - 3 TON (Continued)

Furnaces	Coil	T.C.	S.C.	KW
TP9C100C16MP13C	CF/CM/CU42D	0.98	0.99	0.91
TP9C100C16MP13C	CF/CM/CU48C	0.97	0.98	0.91
TP9C100C16MP13C	CF/CM/CU48D	0.97	0.98	0.91
TP9C100C16MP13C	CF42CBCA1	0.98	0.99	0.92
TP9C100C16MP13C	CF48CBCA1	0.97	0.98	0.91
TP9C100C20MP13C	CF/CM/CU36C	0.98	1.02	0.93
TP9C100C20MP13C	CF/CM/CU42C	0.98	1.02	0.92
TP9C100C20MP13C	CF/CM/CU42D	0.98	1.02	0.91
TP9C100C20MP13C	CF/CM/CU48C	0.98	1.02	0.91
TP9C100C20MP13C	CF/CM/CU48D	0.98	1.02	0.91
TP9C100C20MP13C	CF42CBCA1	0.98	1.02	0.92
TP9C100C20MP13C	CF48CBCA1	0.98	1.02	0.91
TP9C120D20MP13C	CF/CM/CU42D	0.97	1.00	0.90
TP9C120D20MP13C	CF/CM/CU48D	0.98	1.01	0.91
TPLC060A12MP13C	CF/CM/CU36B	0.96	0.98	0.93
TPLC060A12MP13C	CF/CM36A	0.96	0.98	0.94
TPLC060A12MP13C	CF36BBCA1	0.96	0.98	0.93
TPLC080B12MP13C	CF/CM/CU36B	0.96	0.99	0.95
TPLC080B12MP13C	CF/CM/CU36C	0.97	0.98	0.95
TPLC080B12MP13C	CF/CM/CU42C	0.97	0.98	0.95
TPLC080B12MP13C	CF42CBCA1	0.97	0.98	0.95
TPLC080C16MP13C	CF/CM/CU36C	0.97	1.00	0.92
TPLC080C16MP13C	CF/CM/CU42C	0.97	1.01	0.90
TPLC080C16MP13C	CF/CM/CU42D	0.97	1.01	0.90
TPLC080C16MP13C	CF/CM/CU48C	0.98	1.02	0.91
TPLC080C16MP13C	CF/CM/CU48D	0.98	1.02	0.91

FURNACE MULTIPLIERS - 3 TON (Continued)

Furnaces	Coil	T.C.	S.C.	KW
TPLC080C16MP13C	CF42CBCA1	0.97	1.01	0.90
TPLC080C16MP13C	CF48CBCA1	0.98	1.02	0.91
TPLC100C16MP13C	CF/CM/CU36C	0.97	1.00	0.92
TPLC100C16MP13C	CF/CM/CU42C	0.97	1.01	0.90
TPLC100C16MP13C	CF/CM/CU42D	0.97	1.01	0.90
TPLC100C16MP13C	CF/CM/CU48C	0.98	1.02	0.91
TPLC100C16MP13C	CF/CM/CU48D	0.98	1.02	0.91
TPLC100C16MP13C	CF42CBCA1	0.97	1.01	0.90
TPLC100C16MP13C	CF48CBCA1	0.98	1.02	0.91
TPLC100C20MP13C	CF/CM/CU36C	0.99	1.11	0.99
TPLC100C20MP13C	CF/CM/CU42C	1.00	1.12	0.99
TPLC100C20MP13C	CF/CM/CU42D	1.00	1.12	0.99
TPLC100C20MP13C	CF/CM/CU48C	0.99	1.06	0.97
TPLC100C20MP13C	CF/CM/CU48D	1.00	1.12	0.98
TPLC100C20MP13C	CF42CBCA1	1.00	1.12	0.99
TPLC100C20MP13C	CF48CBCA1	0.99	1.06	0.97
TPLC120C20MP13C	CF/CM/CU36C	0.99	1.11	0.99
TPLC120C20MP13C	CF/CM/CU42C	1.00	1.12	0.99
TPLC120C20MP13C	CF/CM/CU42D	1.00	1.12	0.99
TPLC120C20MP13C	CF/CM/CU48C	0.99	1.06	0.97
TPLC120C20MP13C	CF/CM/CU48D	1.00	1.12	0.98
TPLC120C20MP13C	CF42CBCA1	1.00	1.12	0.99
TPLC120C20MP13C	CF48CBCA1	0.99	1.06	0.97

COOLING PERFORMANCE DATA - MEDIUM																
AIR CONDITIONER MODEL NO.		TH16B3622S														
AIR TEMP. ENTERING OUTDOOR UNIT (°F)	IDCFM	600					800					1000				
	ID DB (°F)	80	80	75	80	80	80	80	75	80	80	80	80	75	80	80
	ID WB (°F)	57	62	62	67	72	57	62	62	67	72	57	62	62	67	72
55	T.C.	21.4	22.9	23.9	26.1	27.4	23.7	24.8	25.2	27.5	29.4	26.0	26.7	26.5	28.8	31.3
	S.C.	21.4	18.8	16.5	16.3	13.0	23.7	22.2	19.1	18.6	14.4	26.0	25.6	21.6	20.9	15.8
	KW	0.85	0.82	0.83	0.82	0.80	0.83	0.82	0.83	0.81	0.77	0.81	0.81	0.83	0.79	0.75
65	T.C.	20.7	22.0	22.8	25.3	26.6	23.2	23.8	24.1	26.6	28.1	25.6	25.5	25.4	27.9	29.5
	S.C.	20.7	18.5	16.0	15.9	12.6	23.0	21.7	18.6	18.3	14.0	25.3	25.0	21.2	20.7	15.5
	KW	1.07	1.06	1.06	1.04	1.03	1.05	1.05	1.05	1.04	1.00	1.04	1.04	1.05	1.03	0.98
75	T.C.	20.0	21.0	21.6	24.4	25.8	22.6	22.7	23.0	25.7	26.7	25.1	24.3	24.3	27.0	27.6
	S.C.	19.9	18.1	15.5	15.5	12.1	22.3	21.2	18.2	18.0	13.6	24.6	24.3	20.8	20.4	15.1
	KW	1.30	1.29	1.28	1.27	1.25	1.28	1.27	1.27	1.26	1.23	1.27	1.26	1.27	1.26	1.21
85	T.C.	19.6	19.7	20.1	23.0	24.8	20.5	21.6	21.2	24.4	26.0	21.4	23.4	22.3	25.8	27.1
	S.C.	18.7	17.5	14.9	14.9	11.6	20.0	20.5	17.5	17.5	13.1	21.2	23.4	20.0	20.0	14.5
	KW	1.48	1.49	1.48	1.48	1.48	1.44	1.48	1.48	1.48	1.46	1.40	1.48	1.48	1.48	1.44
95	T.C.	19.2	18.4	18.5	21.6	23.8	18.5	20.4	19.4	23.1	25.2	17.7	22.4	20.3	24.5	26.5
	S.C.	17.5	16.9	14.2	14.3	11.0	17.6	19.7	16.7	17.0	12.5	17.7	22.4	19.2	19.6	13.9
	KW	1.67	1.68	1.69	1.69	1.70	1.60	1.69	1.69	1.69	1.69	1.53	1.69	1.68	1.70	1.67
105	T.C.	17.8	16.9	16.5	19.2	21.2	18.1	18.7	17.2	20.6	22.1	18.3	20.6	18.0	21.9	23.0
	S.C.	15.9	15.9	13.3	13.4	10.2	16.6	18.2	15.3	16.0	11.5	17.2	20.6	17.3	18.5	12.9
	KW	1.81	1.89	1.90	1.80	1.82	1.78	1.90	1.90	1.81	1.82	1.74	1.91	1.91	1.81	1.81
115	T.C.	16.4	15.4	14.5	16.9	18.6	17.6	17.1	15.1	18.1	19.1	18.8	18.8	15.7	19.3	19.6
	S.C.	14.4	14.9	12.4	12.5	9.3	15.5	16.8	13.9	15.0	10.6	16.7	18.8	15.4	17.4	11.9
	KW	1.95	2.09	2.10	1.91	1.95	1.95	2.11	2.11	1.92	1.95	1.94	2.13	2.12	1.93	1.95
125	T.C.	15.0	13.8	12.4	14.5	16.0	17.2	15.4	12.9	15.6	16.1	19.3	16.9	13.4	16.7	16.1
	S.C.	12.8	13.8	11.5	11.6	8.4	14.5	15.4	12.5	13.9	9.6	16.1	16.9	13.4	16.2	10.8
	KW	2.10	2.29	2.31	2.01	2.07	2.12	2.32	2.32	2.03	2.08	2.14	2.34	2.34	2.04	2.09

NOTE: ALL CAPACITIES INCLUDE INDOOR FAN HEAT. KW VALUES ARE FOR THE SYSTEM (OUTDOOR + INDOOR).

Green shaded cells are ACCA (TVA) conditions.

Blue shaded cells are AHRI conditions.

Multipliers for determining the performance with other indoor sections.

NOTE: For dry bulb temperatures different than those listed (between 73-87 °F), sensible capacity increases by 1060 BTUH per 1000 CFM per degree above the listed temperature and decreases by 1060 BTUH per 1000 CFM per degree below the listed temperature.

COIL MULTIPLIERS - 3 TON

Air Handler	Coil	T.C.	S.C.	KW
AE36BX21	–	1.00	1.00	1.00
AE36CX21	–	1.00	1.03	1.01
AVC36BX21	–	0.97	0.97	0.98
AVC36CX21	–	1.00	1.08	0.99
AVC42CX21	–	1.00	1.08	0.98
AVC48CX21	–	1.01	1.09	0.99
AVC48DX21	–	1.00	1.07	0.98
ME12BN21	CF/CM36B	1.00	1.11	1.00
ME12BN21	CF36BBCA1	1.00	1.11	1.00
ME12BN21	CF42B	1.01	1.11	1.00

COIL MULTIPLIERS - 3 TON (Continued)

Air Handler	Coil	T.C.	S.C.	KW
ME14DN21	CF/CM42D	0.98	0.97	0.98
ME14DN21	CF/CM48D	1.02	1.14	0.98
MVC12BN21	CF42B	0.98	0.97	0.98
MVC14DN21	CF/CM42D	1.02	1.11	0.97
MVC14DN21	CF/CM48D	1.00	1.01	0.99
MVC16CN21	CF/CM36C	0.98	0.99	0.98
MVC16CN21	CF/CM42C	0.99	0.99	0.98
MVC16CN21	CF42CBCA1	0.99	0.99	0.98
MVC20DN21	CF/CM42D	1.02	1.14	0.97
MVC20DN21	CF/CM48D	1.02	1.14	0.97

FURNACE MULTIPLIERS - 3 TON

Furnaces	Coil	T.C.	S.C.	KW
TL8E060A12UH11	CF/CM/CU36B	0.98	0.98	0.99
TL8E060A12UH11	CF/CM36A	0.97	0.97	0.99
TL8E060A12UH11	CF42B	0.99	0.99	1.00
TL9E060B12UH11	CF/CM/CU36B	0.96	0.96	0.99
TL9E060B12UH11	CF/CM/CU36C	0.98	0.98	1.00
TL9E060B12UH11	CF/CM/CU42C	0.99	0.99	1.01
TL9E060B12UH11	CF/CM/CU48C	0.98	0.98	1.00
TL9E060B12UH11	CF42B	0.98	0.97	1.00
TL9E080C16UH11	CF/CM/CU36C	1.01	1.15	1.01
TL9E080C16UH11	CF/CM/CU42C	1.01	1.14	1.01
TL9E080C16UH11	CF/CM/CU48C	1.01	1.15	1.01
TL9E080C16UH11	CF/CM/CU48D	1.00	1.14	1.01
TL9E080C16UH11	CF/CM42D	1.01	1.14	1.01
TM8E040A12MP11	CF/CM/CU36B	0.98	1.02	1.02
TM8E040A12MP11	CF/CM36A	0.98	0.98	1.00
TM8E040A12MP11	CF42B	1.00	1.03	1.02
TM8E060A12MP11	CF/CM/CU36B	1.00	1.09	1.02
TM8E060A12MP11	CF/CM36A	0.98	1.02	1.04
TM8E060A12MP11	CF42B	1.00	1.06	1.01
TM8E080B12MP11	CF/CM/CU36B	0.99	1.04	1.03
TM8E080B12MP11	CF/CM/CU36C	0.98	1.05	1.01
TM8E080B12MP11	CF/CM/CU42C	1.00	1.06	1.01
TM8E080B12MP11	CF/CM/CU48C	0.99	1.05	1.00
TM8E080B12MP11	CF42B	0.99	1.02	1.03
TM8E080C16MP11	CF/CM/CU36C	1.00	1.09	1.00
TM8E080C16MP11	CF/CM/CU42C	1.01	1.10	1.00
TM8E080C16MP11	CF/CM/CU48C	1.00	1.09	0.99
TM8E080C16MP11	CF/CM/CU48D	1.00	1.09	0.99
TM8E080C16MP11	CF/CM42D	1.01	1.10	1.00
TM8E100B12MP11	CF/CM/CU36B	0.98	1.02	1.02
TM8E100B12MP11	CF/CM/CU36C	0.99	1.04	1.01
TM8E100B12MP11	CF/CM/CU42C	0.99	1.04	1.00
TM8E100B12MP11	CF/CM/CU48C	0.99	1.04	1.00
TM8E100B12MP11	CF42B	0.99	1.02	1.02
TM8E100C16MP11	CF/CM/CU36C	0.99	1.07	1.00
TM8E100C16MP11	CF/CM/CU42C	1.00	1.08	1.00
TM8E100C16MP11	CF/CM/CU48C	1.00	1.08	0.99
TM8E100C16MP11	CF/CM/CU48D	1.00	1.09	0.99
TM8E100C16MP11	CF/CM42D	1.01	1.10	1.00
TM8E120C16MP11	CF/CM/CU36C	1.00	1.09	1.00
TM8E120C16MP11	CF/CM/CU42C	1.01	1.10	1.00
TM8E120C16MP11	CF/CM/CU48C	1.00	1.09	0.99
TM8E120C16MP11	CF/CM/CU48D	1.00	1.09	0.99
TM8E120C16MP11	CF/CM42D	1.01	1.10	1.00
TM8V060A12MP12C	CF/CM/CU36B	0.97	0.96	1.00
TM8V060A12MP12C	CF/CM36A	0.96	0.96	0.99
TM8V060A12MP12C	CF36BBCA1	0.97	0.96	1.00
TM8V080B12MP12C	CF/CM/CU36B	0.98	0.98	1.02
TM8V080B12MP12C	CF/CM/CU36C	0.96	0.96	0.99
TM8V080B12MP12C	CF/CM/CU42C	0.98	0.97	1.00
TM8V080B12MP12C	CF42CBCA1	0.98	0.97	1.00
TM8V080C16MP12C	CF/CM/CU36C	0.98	0.98	0.99
TM8V080C16MP12C	CF/CM/CU42C	0.99	1.01	1.00
TM8V080C16MP12C	CF/CM/CU42D	0.99	1.01	1.00
TM8V080C16MP12C	CF/CM/CU48C	0.99	1.01	1.01

FURNACE MULTIPLIERS - 3 TON (Continued)

Furnaces	Coil	T.C.	S.C.	KW
TM8V080C16MP12C	CF/CM/CU48D	0.99	1.01	1.01
TM8V080C16MP12C	CF42CBCA1	0.99	1.01	1.00
TM8V080C16MP12C	CF48CBCA1	0.99	1.01	1.01
TM8V100C16MP12C	CF/CM/CU36C	0.98	0.98	0.99
TM8V100C16MP12C	CF/CM/CU42C	0.99	1.01	1.00
TM8V100C16MP12C	CF/CM/CU42D	0.99	1.01	1.00
TM8V100C16MP12C	CF/CM/CU48C	0.99	1.01	1.01
TM8V100C16MP12C	CF/CM/CU48D	0.99	1.01	1.01
TM8V100C16MP12C	CF42CBCA1	0.99	1.01	1.00
TM8V100C16MP12C	CF48CBCA1	0.99	1.01	1.01
TM8V100C20MP12C	CF/CM/CU36C	1.00	1.09	0.99
TM8V100C20MP12C	CF/CM/CU42C	1.01	1.10	0.99
TM8V100C20MP12C	CF/CM/CU42D	1.01	1.10	0.99
TM8V100C20MP12C	CF/CM/CU48C	0.99	1.04	1.00
TM8V100C20MP12C	CF/CM/CU48D	1.01	1.10	0.99
TM8V100C20MP12C	CF42CBCA1	1.01	1.10	0.99
TM8V100C20MP12C	CF48CBCA1	0.99	1.04	1.00
TM8V120C20MP12C	CF/CM/CU36C	1.00	1.09	0.99
TM8V120C20MP12C	CF/CM/CU42C	1.01	1.10	0.99
TM8V120C20MP12C	CF/CM/CU42D	1.01	1.10	0.99
TM8V120C20MP12C	CF/CM/CU48C	0.99	1.04	1.00
TM8V120C20MP12C	CF/CM/CU48D	1.01	1.10	0.99
TM8V120C20MP12C	CF42CBCA1	1.01	1.10	0.99
TM8V120C20MP12C	CF48CBCA1	0.99	1.04	1.00
TM8X060A12MP11	CF/CM36A	0.98	1.03	1.05
TM8X080B12MP11	CF/CM/CU36B	0.98	0.97	0.98
TM8X080B12MP11	CF36BBCA1	0.98	0.97	0.98
TM8X080B12MP11	CF42B	0.98	0.97	0.98
TM8X080C16MP11	CF/CM/CU36C	0.98	1.02	1.01
TM8X080C16MP11	CF/CM/CU42C	1.00	1.03	1.01
TM8X080C16MP11	CF/CM/CU42D	1.00	1.03	1.01
TM8X080C16MP11	CF/CM/CU48C	0.99	1.02	1.00
TM8X080C16MP11	CF/CM/CU48D	0.99	1.02	1.00
TM8X080C16MP11	CF42CBCA1	1.00	1.03	1.01
TM8X080C16MP11	CF48CBCA1	0.99	1.02	1.00
TM8X100C16MP11	CF/CM/CU36C	0.98	1.02	1.01
TM8X100C16MP11	CF/CM/CU42C	1.00	1.03	1.01
TM8X100C16MP11	CF/CM/CU42D	1.00	1.03	1.01
TM8X100C16MP11	CF/CM/CU48C	0.99	1.02	1.00
TM8X100C16MP11	CF/CM/CU48D	0.99	1.02	1.00
TM8X100C16MP11	CF42CBCA1	1.00	1.03	1.01
TM8X100C16MP11	CF48CBCA1	0.99	1.02	1.00
TM8X100C20MP11	CF/CM/CU36C	0.97	0.97	0.98
TM8X100C20MP11	CF/CM/CU42C	0.98	0.98	0.98
TM8X100C20MP11	CF/CM/CU48D	0.98	0.98	1.00
TM8X100C20MP11	CF42CBCA1	0.98	0.98	0.98
TM8X120C20MP11	CF/CM/CU36C	0.97	0.97	0.98
TM8X120C20MP11	CF/CM/CU42C	0.98	0.98	0.98
TM8X120C20MP11	CF/CM/CU48D	0.98	0.98	1.00
TM8X120C20MP11	CF42CBCA1	0.98	0.98	0.98
TM8Y060A12MP11	CF/CM36A	0.98	1.03	1.05
TM8Y080B12MP11	CF/CM/CU36B	0.98	0.97	0.98
TM8Y080B12MP11	CF36BBCA1	0.98	0.97	0.98
TM8Y080B12MP11	CF42B	0.98	0.97	0.98
TM8Y080C16MP11	CF/CM/CU36C	0.98	1.02	1.01

FURNACE MULTIPLIERS - 3 TON (Continued)

Furnaces	Coil	T.C.	S.C.	KW
TM8Y080C16MP11	CF/CM/CU42C	1.00	1.03	1.01
TM8Y080C16MP11	CF/CM/CU42D	1.00	1.03	1.01
TM8Y080C16MP11	CF/CM/CU48C	0.99	1.02	1.00
TM8Y080C16MP11	CF/CM/CU48D	0.99	1.02	1.00
TM8Y080C16MP11	CF42CBCA1	1.00	1.03	1.01
TM8Y080C16MP11	CF48CBCA1	0.99	1.02	1.00
TM8Y100C16MP11	CF/CM/CU36C	0.98	1.02	1.01
TM8Y100C16MP11	CF/CM/CU42C	1.00	1.03	1.01
TM8Y100C16MP11	CF/CM/CU42D	1.00	1.03	1.01
TM8Y100C16MP11	CF/CM/CU48C	0.99	1.02	1.00
TM8Y100C16MP11	CF/CM/CU48D	0.99	1.02	1.00
TM8Y100C16MP11	CF42CBCA1	1.00	1.03	1.01
TM8Y100C16MP11	CF48CBCA1	0.99	1.02	1.00
TM8Y100C20MP11	CF/CM/CU36C	0.97	0.97	0.98
TM8Y100C20MP11	CF/CM/CU42C	0.98	0.98	0.98
TM8Y100C20MP11	CF/CM/CU48D	0.98	0.98	1.00
TM8Y100C20MP11	CF42CBCA1	0.98	0.98	0.98
TM8Y120C20MP11	CF/CM/CU36C	0.97	0.97	0.98
TM8Y120C20MP11	CF/CM/CU42C	0.98	0.98	0.98
TM8Y120C20MP11	CF/CM/CU48D	0.98	0.98	1.00
TM8Y120C20MP11	CF42CBCA1	0.98	0.98	0.98
TM9E060A10MP12	CF/CM/CU36B	0.98	1.02	1.04
TM9E060A10MP12	CF/CM36A	0.97	0.97	1.02
TM9E060A10MP12	CF42B	0.99	1.01	1.03
TM9E060B12MP11	CF/CM/CU36B	0.99	1.04	0.99
TM9E060B12MP11	CF36BBCA1	0.99	1.04	0.99
TM9E060B12MP11	CF42B	1.00	1.05	1.00
TM9E060B12MP12	CF/CM/CU36B	0.98	1.01	1.04
TM9E060B12MP12	CF/CM/CU36C	0.98	1.03	1.03
TM9E060B12MP12	CF/CM/CU42C	0.99	1.04	1.03
TM9E060B12MP12	CF/CM/CU48C	0.99	1.04	1.03
TM9E060B12MP12	CF42B	0.99	1.02	1.04
TM9E080B12MP11	CF/CM/CU36B	0.98	1.00	1.01
TM9E080B12MP11	CF36BBCA1	0.98	1.00	1.01
TM9E080B12MP11	CF42B	0.98	0.98	1.00
TM9E080B12MP12	CF/CM/CU36B	0.99	1.07	1.02
TM9E080B12MP12	CF/CM/CU36C	0.99	1.07	1.02
TM9E080B12MP12	CF/CM/CU42C	1.00	1.08	1.02
TM9E080B12MP12	CF/CM/CU48C	1.00	1.09	1.01
TM9E080B12MP12	CF42B	0.99	1.05	1.02
TM9E080C16MP11	CF/CM/CU36C	0.98	0.98	1.01
TM9E080C16MP11	CF/CM/CU42C	1.01	1.09	0.98
TM9E080C16MP11	CF/CM/CU42D	1.00	1.08	0.98
TM9E080C16MP11	CF/CM/CU48C	1.01	1.08	0.98
TM9E080C16MP11	CF/CM/CU48D	1.00	1.08	0.99
TM9E080C16MP11	CF42CBCA1	1.01	1.09	0.98
TM9E080C16MP11	CF48CBCA1	1.01	1.08	0.98
TM9E080C16MP12	CF/CM/CU36C	0.98	1.05	1.01
TM9E080C16MP12	CF/CM/CU42C	1.00	1.06	1.00
TM9E080C16MP12	CF/CM/CU48C	0.99	1.05	1.00
TM9E080C16MP12	CF/CM/CU48D	0.99	1.05	1.00
TM9E080C16MP12	CF/CM42D	1.00	1.06	1.00
TM9E100C16MP11	CF/CM/CU36C	0.98	0.98	0.99
TM9E100C16MP11	CF/CM/CU42C	0.99	0.99	1.00
TM9E100C16MP11	CF/CM/CU42D	0.99	0.99	1.00

FURNACE MULTIPLIERS - 3 TON (Continued)

Furnaces	Coil	T.C.	S.C.	KW
TM9E100C16MP11	CF/CM/CU48C	0.98	0.98	1.00
TM9E100C16MP11	CF/CM/CU48D	0.98	0.98	1.00
TM9E100C16MP11	CF42CBCA1	0.99	0.99	1.00
TM9E100C16MP11	CF48CBCA1	0.98	0.98	1.00
TM9E100C16MP12	CF/CM/CU36C	1.00	1.09	1.00
TM9E100C16MP12	CF/CM/CU42C	1.00	1.08	1.00
TM9E100C16MP12	CF/CM/CU48C	1.00	1.08	1.00
TM9E100C16MP12	CF/CM/CU48D	1.01	1.12	1.00
TM9E100C16MP12	CF/CM42D	1.01	1.10	1.00
TM9E100C20MP11	CF/CM/CU36C	0.89	0.77	1.03
TM9E100C20MP11	CF/CM/CU42C	0.89	0.77	1.02
TM9E100C20MP11	CF/CM/CU42D	0.89	0.77	1.02
TM9E100C20MP11	CF/CM/CU48C	0.90	0.78	1.03
TM9E100C20MP11	CF/CM/CU48D	0.89	0.77	1.02
TM9E100C20MP11	CF42CBCA1	0.89	0.77	1.02
TM9E100C20MP11	CF48CBCA1	0.90	0.78	1.03
TM9E120D20MP11	CF/CM/CU42D	1.01	1.13	0.99
TM9V060B12MP12C	CF/CM/CU36B	0.97	0.95	1.00
TM9V060B12MP12C	CF36BBCA1	0.97	0.95	1.00
TM9V060B12MP12C	CF42B	0.98	0.95	0.99
TM9V080B12MP12C	CF/CM/CU36B	0.97	0.96	1.00
TM9V080B12MP12C	CF36BBCA1	0.97	0.96	1.00
TM9V080B12MP12C	CF42B	0.98	0.97	1.00
TM9V080C16MP12C	CF/CM/CU36C	0.97	0.97	0.99
TM9V080C16MP12C	CF/CM/CU42C	0.98	0.97	0.99
TM9V080C16MP12C	CF/CM/CU48C	0.98	0.96	0.99
TM9V080C16MP12C	CF/CM/CU48D	0.98	0.96	0.99
TM9V080C16MP12C	CF42CBCA1	0.98	0.97	0.99
TM9V080C16MP12C	CF48CBCA1	0.98	0.96	0.99
TM9V100C16MP12C	CF/CM/CU36C	0.98	0.98	0.99
TM9V100C16MP12C	CF/CM/CU42C	0.98	0.97	0.98
TM9V100C16MP12C	CF/CM/CU42D	0.98	0.97	0.98
TM9V100C16MP12C	CF/CM/CU48C	0.98	0.97	0.99
TM9V100C16MP12C	CF/CM/CU48D	0.98	0.97	0.99
TM9V100C16MP12C	CF42CBCA1	0.98	0.97	0.98
TM9V100C16MP12C	CF48CBCA1	0.98	0.97	0.99
TM9V100C20MP12C	CF/CM/CU36C	0.98	1.00	1.01
TM9V100C20MP12C	CF/CM/CU42C	0.99	1.01	1.00
TM9V100C20MP12C	CF/CM/CU42D	0.99	1.01	1.00
TM9V100C20MP12C	CF/CM/CU48C	0.99	1.01	1.01
TM9V100C20MP12C	CF/CM/CU48D	0.99	1.01	1.01
TM9V100C20MP12C	CF42CBCA1	0.99	1.01	1.00
TM9V100C20MP12C	CF48CBCA1	0.99	1.01	1.01
TM9V120D20MP12C	CF/CM/CU42D	0.99	0.99	0.99
TM9V120D20MP12C	CF/CM/CU48D	0.98	0.99	0.99
TM9Y060B12MP11	CF/CM/CU36B	0.99	1.04	0.99
TM9Y060B12MP11	CF36BBCA1	0.99	1.04	0.99
TM9Y060B12MP11	CF42B	1.00	1.05	1.00
TM9Y080B12MP11	CF/CM/CU36B	0.98	1.00	1.01
TM9Y080B12MP11	CF36BBCA1	0.98	1.00	1.01
TM9Y080B12MP11	CF42B	0.98	0.98	1.00
TM9Y080C16MP11	CF/CM/CU36C	0.98	0.98	1.01
TM9Y080C16MP11	CF/CM/CU42C	1.01	1.09	0.98
TM9Y080C16MP11	CF/CM/CU42D	1.00	1.08	0.98

FURNACE MULTIPLIERS - 3 TON (Continued)

Furnaces	Coil	T.C.	S.C.	KW
TM9Y080C16MP11	CF/CM/CU48D	1.00	1.08	0.99
TM9Y080C16MP11	CF42CBCA1	1.01	1.09	0.98
TM9Y080C16MP11	CF48CBCA1	1.01	1.08	0.98
TM9Y100C16MP11	CF/CM/CU36C	0.98	0.98	0.99
TM9Y100C16MP11	CF/CM/CU42C	0.99	0.99	1.00
TM9Y100C16MP11	CF/CM/CU42D	0.99	0.99	1.00
TM9Y100C16MP11	CF/CM/CU48C	0.98	0.98	1.00
TM9Y100C16MP11	CF/CM/CU48D	0.98	0.98	1.00
TM9Y100C16MP11	CF42CBCA1	0.99	0.99	1.00
TM9Y100C16MP11	CF48CBCA1	0.98	0.98	1.00
TM9Y100C20MP11	CF/CM/CU36C	0.89	0.77	1.03
TM9Y100C20MP11	CF/CM/CU42C	0.89	0.77	1.02
TM9Y100C20MP11	CF/CM/CU42D	0.89	0.77	1.02
TM9Y100C20MP11	CF/CM/CU48C	0.90	0.78	1.03
TM9Y100C20MP11	CF/CM/CU48D	0.89	0.77	1.02
TM9Y100C20MP11	CF42CBCA1	0.89	0.77	1.02
TM9Y100C20MP11	CF48CBCA1	0.90	0.78	1.03
TM9Y120D20MP11	CF/CM/CU42D	1.01	1.13	0.99
TMLV060A12MP12C	CF/CM/CU36B	0.97	0.96	1.00
TMLV060A12MP12C	CF/CM36A	0.96	0.96	0.99
TMLV060A12MP12C	CF36BBCA1	0.97	0.96	1.00
TMLV080B12MP12C	CF/CM/CU36B	0.98	0.98	1.02
TMLV080B12MP12C	CF/CM/CU36C	0.96	0.96	0.99
TMLV080B12MP12C	CF/CM/CU42C	0.98	0.97	1.00
TMLV080B12MP12C	CF42CBCA1	0.98	0.97	1.00
TMLV080C16MP12C	CF/CM/CU36C	0.98	0.98	0.99
TMLV080C16MP12C	CF/CM/CU42C	0.99	1.01	1.00
TMLV080C16MP12C	CF/CM/CU42D	0.99	1.01	1.00
TMLV080C16MP12C	CF/CM/CU48C	0.99	1.01	1.01
TMLV080C16MP12C	CF/CM/CU48D	0.99	1.01	1.01
TMLV080C16MP12C	CF42CBCA1	0.99	1.01	1.00
TMLV080C16MP12C	CF48CBCA1	0.99	1.01	1.01
TMLV100C16MP12C	CF/CM/CU36C	0.98	0.98	0.99
TMLV100C16MP12C	CF/CM/CU42C	0.99	1.01	1.00
TMLV100C16MP12C	CF/CM/CU42D	0.99	1.01	1.00
TMLV100C16MP12C	CF/CM/CU48C	0.99	1.01	1.01
TMLV100C16MP12C	CF/CM/CU48D	0.99	1.01	1.01
TMLV100C16MP12C	CF42CBCA1	0.99	1.01	1.00
TMLV100C16MP12C	CF48CBCA1	0.99	1.01	1.01
TMLV100C20MP12C	CF/CM/CU36C	1.00	1.09	0.99
TMLV100C20MP12C	CF/CM/CU42C	1.01	1.10	0.99
TMLV100C20MP12C	CF/CM/CU42D	1.01	1.10	0.99
TMLV100C20MP12C	CF/CM/CU48C	0.99	1.04	1.00
TMLV100C20MP12C	CF/CM/CU48D	1.01	1.10	0.99
TMLV100C20MP12C	CF42CBCA1	1.01	1.10	0.99
TMLV100C20MP12C	CF48CBCA1	0.99	1.04	1.00
TMLV120C20MP12C	CF/CM/CU36C	1.00	1.09	0.99
TMLV120C20MP12C	CF/CM/CU42C	1.01	1.10	0.99
TMLV120C20MP12C	CF/CM/CU42D	1.01	1.10	0.99
TMLV120C20MP12C	CF/CM/CU48C	0.99	1.04	1.00
TMLV120C20MP12C	CF/CM/CU48D	1.01	1.10	0.99
TMLV120C20MP12C	CF42CBCA1	1.01	1.10	0.99
TMLV120C20MP12C	CF48CBCA1	0.99	1.04	1.00
TMLX060A12MP11	CF/CM36A	0.98	1.03	1.05
TMLX080B12MP11	CF/CM/CU36B	0.98	0.97	0.98

FURNACE MULTIPLIERS - 3 TON (Continued)

Furnaces	Coil	T.C.	S.C.	KW
TMLX080B12MP11	CF36BBCA1	0.98	0.97	0.98
TMLX080B12MP11	CF42B	0.98	0.97	0.98
TMLX080C16MP11	CF/CM/CU36C	0.98	1.02	1.01
TMLX080C16MP11	CF/CM/CU42C	1.00	1.03	1.01
TMLX080C16MP11	CF/CM/CU42D	1.00	1.03	1.01
TMLX080C16MP11	CF/CM/CU48C	0.99	1.02	1.00
TMLX080C16MP11	CF/CM/CU48D	0.99	1.02	1.00
TMLX080C16MP11	CF42CBCA1	1.00	1.03	1.01
TMLX080C16MP11	CF48CBCA1	0.99	1.02	1.00
TMLX100C16MP11	CF/CM/CU36C	0.98	1.02	1.01
TMLX100C16MP11	CF/CM/CU42C	1.00	1.03	1.01
TMLX100C16MP11	CF/CM/CU42D	1.00	1.03	1.01
TMLX100C16MP11	CF/CM/CU48C	0.99	1.02	1.00
TMLX100C16MP11	CF/CM/CU48D	0.99	1.02	1.00
TMLX100C16MP11	CF42CBCA1	1.00	1.03	1.01
TMLX100C16MP11	CF48CBCA1	0.99	1.02	1.00
TMLX100C20MP11	CF/CM/CU36C	0.97	0.97	0.98
TMLX100C20MP11	CF/CM/CU42C	0.98	0.98	0.98
TMLX100C20MP11	CF/CM/CU48D	0.98	0.98	1.00
TMLX100C20MP11	CF42CBCA1	0.98	0.98	0.98
TMLX120C20MP11	CF/CM/CU36C	0.97	0.97	0.98
TMLX120C20MP11	CF/CM/CU42C	0.98	0.98	0.98
TMLX120C20MP11	CF/CM/CU48D	0.98	0.98	1.00
TMLX120C20MP11	CF42CBCA1	0.98	0.98	0.98
TP9C060B12MP13C	CF/CM/CU36B	0.97	0.95	1.00
TP9C060B12MP13C	CF36BBCA1	0.97	0.95	1.00
TP9C060B12MP13C	CF42B	0.98	0.95	0.99
TP9C080B12MP13C	CF/CM/CU36B	0.97	0.96	1.00
TP9C080B12MP13C	CF36BBCA1	0.97	0.96	1.00
TP9C080B12MP13C	CF42B	0.98	0.97	1.00
TP9C080C16MP13C	CF/CM/CU36C	0.97	0.97	0.99
TP9C080C16MP13C	CF/CM/CU42C	0.98	0.97	0.99
TP9C080C16MP13C	CF/CM/CU48C	0.98	0.96	0.99
TP9C080C16MP13C	CF/CM/CU48D	0.98	0.96	0.99
TP9C080C16MP13C	CF42CBCA1	0.98	0.97	0.99
TP9C080C16MP13C	CF48CBCA1	0.98	0.96	0.99
TP9C100C16MP13C	CF/CM/CU36C	0.98	0.98	0.99
TP9C100C16MP13C	CF/CM/CU42C	0.98	0.97	0.98
TP9C100C16MP13C	CF/CM/CU42D	0.98	0.97	0.98
TP9C100C16MP13C	CF/CM/CU48C	0.98	0.97	0.99
TP9C100C16MP13C	CF/CM/CU48D	0.98	0.97	0.99
TP9C100C16MP13C	CF42CBCA1	0.98	0.97	0.98
TP9C100C16MP13C	CF48CBCA1	0.98	0.97	0.99
TP9C100C20MP13C	CF/CM/CU36C	0.98	1.00	1.01
TP9C100C20MP13C	CF/CM/CU42C	0.99	1.01	1.00
TP9C100C20MP13C	CF/CM/CU42D	0.99	1.01	1.00
TP9C100C20MP13C	CF/CM/CU48C	0.99	1.01	1.01
TP9C100C20MP13C	CF/CM/CU48D	0.99	1.01	1.01
TP9C100C20MP13C	CF42CBCA1	0.99	1.01	1.00
TP9C100C20MP13C	CF48CBCA1	0.99	1.01	1.01
TP9C120D20MP13C	CF/CM/CU42D	0.99	0.99	0.99
TP9C120D20MP13C	CF/CM/CU48D	0.98	0.99	0.99
TPLC060A12MP13C	CF/CM/CU36B	0.97	0.96	1.00
TPLC060A12MP13C	CF/CM36A	0.96	0.96	0.99
TPLC060A12MP13C	CF36BBCA1	0.97	0.96	1.00

FURNACE MULTIPLIERS - 3 TON (Continued)

Furnaces	Coil	T.C.	S.C.	KW
TPLC080B12MP13C	CF/CM/CU36B	0.98	0.98	1.02
TPLC080B12MP13C	CF/CM/CU36C	0.96	0.96	0.99
TPLC080B12MP13C	CF/CM/CU42C	0.98	0.97	1.00
TPLC080B12MP13C	CF42CBCA1	0.98	0.97	1.00
TPLC080C16MP13C	CF/CM/CU36C	0.98	0.98	0.99
TPLC080C16MP13C	CF/CM/CU42C	0.99	1.01	1.00
TPLC080C16MP13C	CF/CM/CU42D	0.99	1.01	1.00
TPLC080C16MP13C	CF/CM/CU48C	0.99	1.01	1.01
TPLC080C16MP13C	CF/CM/CU48D	0.99	1.01	1.01
TPLC080C16MP13C	CF42CBCA1	0.99	1.01	1.00
TPLC080C16MP13C	CF48CBCA1	0.99	1.01	1.01
TPLC100C16MP13C	CF/CM/CU36C	0.98	0.98	0.99
TPLC100C16MP13C	CF/CM/CU42C	0.99	1.01	1.00
TPLC100C16MP13C	CF/CM/CU42D	0.99	1.01	1.00
TPLC100C16MP13C	CF/CM/CU48C	0.99	1.01	1.01
TPLC100C16MP13C	CF/CM/CU48D	0.99	1.01	1.01
TPLC100C16MP13C	CF42CBCA1	0.99	1.01	1.00

FURNACE MULTIPLIERS - 3 TON (Continued)

Furnaces	Coil	T.C.	S.C.	KW
TPLC100C16MP13C	CF48CBCA1	0.99	1.01	1.01
TPLC100C20MP13C	CF/CM/CU36C	1.00	1.09	0.99
TPLC100C20MP13C	CF/CM/CU42C	1.01	1.10	0.99
TPLC100C20MP13C	CF/CM/CU42D	1.01	1.10	0.99
TPLC100C20MP13C	CF/CM/CU48C	0.99	1.04	1.00
TPLC100C20MP13C	CF/CM/CU48D	1.01	1.10	0.99
TPLC100C20MP13C	CF42CBCA1	1.01	1.10	0.99
TPLC100C20MP13C	CF48CBCA1	0.99	1.04	1.00
TPLC120C20MP13C	CF/CM/CU36C	1.00	1.09	0.99
TPLC120C20MP13C	CF/CM/CU42C	1.01	1.10	0.99
TPLC120C20MP13C	CF/CM/CU42D	1.01	1.10	0.99
TPLC120C20MP13C	CF/CM/CU48C	0.99	1.04	1.00
TPLC120C20MP13C	CF/CM/CU48D	1.01	1.10	0.99
TPLC120C20MP13C	CF42CBCA1	1.01	1.10	0.99
TPLC120C20MP13C	CF48CBCA1	0.99	1.04	1.00

COOLING PERFORMANCE DATA - LOW

AIR CONDITIONER MODEL NO.		TH16B3622S															
AIR TEMP. ENTERING OUTDOOR UNIT (°F)	IDCFM	600					800					1000					
		ID DB (°F)	80	80	75	80	80	80	80	75	80	80	80	80	75	80	80
		ID WB (°F)	57	62	62	67	72	57	62	62	67	72	57	62	62	67	72
55	T.C.	19.7	17.6	18.7	20.5	21.5	21.7	19.0	19.8	21.3	21.9	23.7	20.3	20.8	22.1	22.2	
	S.C.	17.6	15.6	13.5	13.2	9.9	19.3	18.0	15.7	15.2	11.0	20.9	20.3	17.9	17.2	12.1	
	KW	0.74	0.71	0.73	0.70	0.64	0.79	0.78	0.79	0.75	0.69	0.84	0.84	0.85	0.81	0.74	
65	T.C.	19.7	16.8	17.5	19.7	20.6	21.9	18.2	18.5	20.4	20.9	24.1	19.5	19.6	21.2	21.2	
	S.C.	17.0	15.3	13.1	13.0	9.6	18.6	17.4	15.3	15.0	10.6	20.3	19.5	17.6	17.0	11.7	
	KW	0.93	0.91	0.92	0.89	0.85	0.98	0.97	0.98	0.96	0.90	1.04	1.03	1.05	1.02	0.95	
75	T.C.	19.6	16.0	16.3	18.8	19.6	22.0	17.4	17.3	19.5	19.9	24.4	18.7	18.3	20.2	20.2	
	S.C.	16.3	14.9	12.7	12.7	9.2	18.0	16.8	15.0	14.7	10.2	19.7	18.7	17.2	16.7	11.2	
	KW	1.13	1.11	1.11	1.09	1.06	1.18	1.17	1.18	1.16	1.11	1.23	1.23	1.24	1.22	1.17	
85	T.C.	18.9	15.1	15.0	17.6	16.0	21.6	16.7	15.9	18.3	17.4	24.3	18.3	16.8	19.1	18.8	
	S.C.	15.5	14.5	12.2	12.3	10.1	17.1	16.3	14.2	14.3	10.4	18.8	18.1	16.2	16.4	10.8	
	KW	1.28	1.27	1.27	1.26	1.57	1.34	1.34	1.34	1.33	1.46	1.40	1.41	1.41	1.39	1.36	
95	T.C.	18.1	14.1	13.6	16.3	12.3	21.1	16.0	14.4	17.2	14.8	24.1	17.8	15.2	18.0	17.3	
	S.C.	14.6	14.0	11.6	11.8	11.0	16.3	15.7	13.4	14.0	10.7	17.9	17.4	15.2	16.1	10.3	
	KW	1.43	1.43	1.44	1.43	2.07	1.50	1.50	1.50	1.50	1.81	1.57	1.58	1.57	1.57	1.55	
105	T.C.	17.1	13.3	11.9	14.8	12.3	20.1	14.5	12.6	15.5	14.1	23.0	15.8	13.4	16.3	15.8	
	S.C.	13.4	13.0	10.6	11.3	11.0	15.0	14.3	12.0	12.8	10.9	16.5	15.5	13.4	14.4	10.8	
	KW	1.61	1.61	1.61	1.62	2.07	1.69	1.69	1.69	1.66	1.90	1.76	1.76	1.76	1.71	1.73	
115	T.C.	16.2	12.5	10.3	13.4	12.3	19.1	13.2	10.9	14.0	13.3	21.9	13.8	11.6	14.6	14.4	
	S.C.	12.3	12.0	9.6	10.7	11.0	13.7	12.9	10.6	11.8	11.1	15.2	13.7	11.6	12.8	11.2	
	KW	1.79	1.78	1.78	1.80	2.07	1.87	1.86	1.86	1.83	1.98	1.94	1.94	1.94	1.85	1.89	
125	T.C.	15.3	11.7	8.6	11.9	12.3	18.1	11.8	9.2	12.4	12.6	20.8	11.9	9.8	12.9	12.9	
	S.C.	11.1	11.0	8.6	10.2	11.0	12.5	11.5	9.2	10.7	11.4	13.9	11.9	9.8	11.2	11.7	
	KW	1.97	1.95	1.95	1.98	2.07	2.05	2.04	2.04	1.99	2.06	2.13	2.12	2.12	1.99	2.06	

NOTE: ALL CAPACITIES INCLUDE INDOOR FAN HEAT. KW VALUES ARE FOR THE SYSTEM (OUTDOOR + INDOOR).

Green shaded cells are ACCA (TVA) conditions.

Blue shaded cells are AHRI conditions.

Multipliers for determining the performance with other indoor sections.

NOTE: For dry bulb temperatures different than those listed (between 73-87 °F), sensible capacity increases by 1060 BTUH per 1000 CFM per degree above the listed temperature and decreases by 1060 BTUH per 1000 CFM per degree below the listed temperature.

COIL MULTIPLIERS - 3 TON

Air Handler	Coil	T.C.	S.C.	KW
AE36BX21	-	1.00	1.00	1.00
AE36CX21	-	0.99	1.05	0.97
AVC36BX21	-	0.97	0.98	0.91
AVC36CX21	-	1.00	1.10	0.97
AVC42CX21	-	1.00	1.10	0.97
AVC48CX21	-	1.00	1.10	0.97
AVC48DX21	-	1.00	1.09	0.95
ME12BN21	CF/CM36B	1.01	1.15	1.01
ME12BN21	CF36BBCA1	1.01	1.15	1.01
ME12BN21	CF42B	1.00	1.14	1.00
ME14DN21	CF/CM42D	0.97	0.98	0.91
ME14DN21	CF/CM48D	1.01	1.17	0.97
MVC12BN21	CF42B	0.97	0.98	0.90
MVC14DN21	CF/CM42D	1.01	1.13	0.95
MVC14DN21	CF/CM48D	0.98	1.02	0.87
MVC16CN21	CF/CM36C	0.98	1.01	0.90
MVC16CN21	CF/CM42C	0.97	1.00	0.89
MVC16CN21	CF42CBCA1	0.97	1.00	0.89
MVC20DN21	CF/CM42D	1.01	1.16	0.95
MVC20DN21	CF/CM48D	1.02	1.18	0.96

FURNACE MULTIPLIERS - 3 TON

Furnaces	Coil	T.C.	S.C.	KW
TL8E060A12UH11	CF/CM/CU36B	0.97	1.00	0.93
TL8E060A12UH11	CF/CM36A	0.96	0.98	0.93
TL8E060A12UH11	CF42B	0.97	1.00	0.93
TL9E060B12UH11	CF/CM/CU36B	0.96	0.97	0.94
TL9E060B12UH11	CF/CM/CU36C	0.97	1.00	0.94
TL9E060B12UH11	CF/CM/CU42C	0.97	1.00	0.93
TL9E060B12UH11	CF/CM/CU48C	0.97	1.00	0.93
TL9E060B12UH11	CF42B	0.97	0.98	0.94
TL9E080C16UH11	CF/CM/CU36C	1.00	1.16	1.04
TL9E080C16UH11	CF/CM/CU42C	1.00	1.16	1.04
TL9E080C16UH11	CF/CM/CU48C	1.00	1.17	1.04
TL9E080C16UH11	CF/CM/CU48D	1.00	1.17	1.03
TL9E080C16UH11	CF/CM42D	1.00	1.16	1.04
TM8E040A12MP11	CF/CM/CU36B	0.98	1.04	0.93
TM8E040A12MP11	CF/CM36A	0.97	1.00	0.94
TM8E040A12MP11	CF42B	0.99	1.05	0.99
TM8E060A12MP11	CF/CM/CU36B	0.99	1.11	1.03
TM8E060A12MP11	CF/CM36A	0.97	1.03	0.95
TM8E060A12MP11	CF42B	0.99	1.08	1.00
TM8E080B12MP11	CF/CM/CU36B	0.99	1.06	1.01
TM8E080B12MP11	CF/CM/CU36C	0.99	1.08	1.00
TM8E080B12MP11	CF/CM/CU42C	0.99	1.08	1.00
TM8E080B12MP11	CF/CM/CU48C	0.99	1.08	1.00
TM8E080B12MP11	CF42B	0.98	1.03	1.00
TM8E080C16MP11	CF/CM/CU36C	0.99	1.12	1.00
TM8E080C16MP11	CF/CM/CU42C	1.00	1.12	1.00
TM8E080C16MP11	CF/CM/CU48C	1.00	1.12	1.00
TM8E080C16MP11	CF/CM/CU48D	1.00	1.12	1.00
TM8E080C16MP11	CF/CM42D	1.00	1.12	1.00
TM8E100B12MP11	CF/CM/CU36B	0.98	1.04	0.93
TM8E100B12MP11	CF/CM/CU36C	0.99	1.06	0.99
TM8E100B12MP11	CF/CM/CU42C	0.99	1.06	0.99

FURNACE MULTIPLIERS - 3 TON (Continued)

Furnaces	Coil	T.C.	S.C.	KW
TM8E100B12MP11	CF/CM/CU48C	0.99	1.06	0.98
TM8E100B12MP11	CF42B	0.99	1.05	1.00
TM8E100C16MP11	CF/CM/CU36C	0.99	1.09	0.99
TM8E100C16MP11	CF/CM/CU42C	0.99	1.09	0.99
TM8E100C16MP11	CF/CM/CU48C	1.00	1.10	0.99
TM8E100C16MP11	CF/CM/CU48D	1.00	1.12	0.99
TM8E100C16MP11	CF/CM42D	1.00	1.12	0.99
TM8E120C16MP11	CF/CM/CU36C	0.99	1.11	0.99
TM8E120C16MP11	CF/CM/CU42C	1.00	1.12	1.00
TM8E120C16MP11	CF/CM/CU48C	1.00	1.12	0.99
TM8E120C16MP11	CF/CM/CU48D	1.00	1.12	0.99
TM8E120C16MP11	CF/CM42D	1.00	1.12	0.99
TM8V060A12MP12C	CF/CM/CU36B	0.96	0.98	0.93
TM8V060A12MP12C	CF/CM36A	0.96	0.98	0.94
TM8V060A12MP12C	CF36BBCA1	0.96	0.98	0.93
TM8V080B12MP12C	CF/CM/CU36B	0.96	0.99	0.95
TM8V080B12MP12C	CF/CM/CU36C	0.97	0.98	0.95
TM8V080B12MP12C	CF/CM/CU42C	0.97	0.98	0.95
TM8V080B12MP12C	CF42CBCA1	0.97	0.98	0.95
TM8V080C16MP12C	CF/CM/CU36C	0.97	1.00	0.92
TM8V080C16MP12C	CF/CM/CU42C	0.97	1.01	0.90
TM8V080C16MP12C	CF/CM/CU42D	0.97	1.01	0.90
TM8V080C16MP12C	CF/CM/CU48C	0.98	1.02	0.91
TM8V080C16MP12C	CF/CM/CU48D	0.98	1.02	0.91
TM8V080C16MP12C	CF42CBCA1	0.97	1.01	0.90
TM8V080C16MP12C	CF48CBCA1	0.98	1.02	0.91
TM8V100C16MP12C	CF/CM/CU36C	0.97	1.00	0.92
TM8V100C16MP12C	CF/CM/CU42C	0.97	1.01	0.90
TM8V100C16MP12C	CF/CM/CU42D	0.97	1.01	0.90
TM8V100C16MP12C	CF/CM/CU48C	0.98	1.02	0.91
TM8V100C16MP12C	CF/CM/CU48D	0.98	1.02	0.91
TM8V100C16MP12C	CF42CBCA1	0.97	1.01	0.90
TM8V100C16MP12C	CF48CBCA1	0.98	1.02	0.91
TM8V100C20MP12C	CF/CM/CU36C	0.99	1.11	0.99
TM8V100C20MP12C	CF/CM/CU42C	1.00	1.12	0.99
TM8V100C20MP12C	CF/CM/CU42D	1.00	1.12	0.99
TM8V100C20MP12C	CF/CM/CU48C	0.99	1.06	0.97
TM8V100C20MP12C	CF/CM/CU48D	1.00	1.12	0.98
TM8V100C20MP12C	CF42CBCA1	1.00	1.12	0.99
TM8V100C20MP12C	CF48CBCA1	0.99	1.06	0.97
TM8V120C20MP12C	CF/CM/CU36C	0.99	1.11	0.99
TM8V120C20MP12C	CF/CM/CU42C	1.00	1.12	0.99
TM8V120C20MP12C	CF/CM/CU42D	1.00	1.12	0.99
TM8V120C20MP12C	CF/CM/CU48C	0.99	1.06	0.97
TM8V120C20MP12C	CF/CM/CU48D	1.00	1.12	0.98
TM8V120C20MP12C	CF42CBCA1	1.00	1.12	0.99
TM8V120C20MP12C	CF48CBCA1	0.99	1.06	0.97
TM8X060A12MP11	CF/CM36A	0.98	1.05	1.06
TM8X080B12MP11	CF/CM/CU36B	0.97	0.98	0.91
TM8X080B12MP11	CF36BBCA1	0.97	0.98	0.91
TM8X080B12MP11	CF42B	0.97	0.98	0.90
TM8X080C16MP11	CF/CM/CU36C	0.98	1.04	0.90
TM8X080C16MP11	CF/CM/CU42C	0.99	1.05	0.97
TM8X080C16MP11	CF/CM/CU42D	0.99	1.05	0.97
TM8X080C16MP11	CF/CM/CU48C	0.99	1.05	0.97

FURNACE MULTIPLIERS - 3 TON (Continued)

Furnaces	Coil	T.C.	S.C.	KW
TM8X080C16MP11	CF/CM/CU48D	0.99	1.05	0.97
TM8X080C16MP11	CF42CBCA1	0.99	1.05	0.97
TM8X080C16MP11	CF48CBCA1	0.99	1.05	0.97
TM8X100C16MP11	CF/CM/CU36C	0.98	1.04	0.90
TM8X100C16MP11	CF/CM/CU42C	0.99	1.05	0.97
TM8X100C16MP11	CF/CM/CU42D	0.99	1.05	0.97
TM8X100C16MP11	CF/CM/CU48C	0.99	1.05	0.97
TM8X100C16MP11	CF/CM/CU48D	0.99	1.05	0.97
TM8X100C16MP11	CF42CBCA1	0.99	1.05	0.97
TM8X100C16MP11	CF48CBCA1	0.99	1.05	0.97
TM8X100C20MP11	CF/CM/CU36C	0.97	0.99	0.91
TM8X100C20MP11	CF/CM/CU42C	0.97	1.00	0.90
TM8X100C20MP11	CF/CM/CU48D	0.97	1.00	0.94
TM8X100C20MP11	CF42CBCA1	0.97	1.00	0.90
TM8X120C20MP11	CF/CM/CU36C	0.97	0.99	0.91
TM8X120C20MP11	CF/CM/CU42C	0.97	1.00	0.90
TM8X120C20MP11	CF/CM/CU48D	0.97	1.00	0.94
TM8X120C20MP11	CF42CBCA1	0.97	1.00	0.90
TM8Y060A12MP11	CF/CM36A	0.98	1.05	1.06
TM8Y080B12MP11	CF/CM/CU36B	0.97	0.98	0.91
TM8Y080B12MP11	CF36BBCA1	0.97	0.98	0.91
TM8Y080B12MP11	CF42B	0.97	0.98	0.90
TM8Y080C16MP11	CF/CM/CU36C	0.98	1.04	0.90
TM8Y080C16MP11	CF/CM/CU42C	0.99	1.05	0.97
TM8Y080C16MP11	CF/CM/CU42D	0.99	1.05	0.97
TM8Y080C16MP11	CF/CM/CU48C	0.99	1.05	0.97
TM8Y080C16MP11	CF/CM/CU48D	0.99	1.05	0.97
TM8Y080C16MP11	CF42CBCA1	0.99	1.05	0.97
TM8Y080C16MP11	CF48CBCA1	0.99	1.05	0.97
TM8Y100C16MP11	CF/CM/CU36C	0.98	1.04	0.90
TM8Y100C16MP11	CF/CM/CU42C	0.99	1.05	0.97
TM8Y100C16MP11	CF/CM/CU42D	0.99	1.05	0.97
TM8Y100C16MP11	CF/CM/CU48C	0.99	1.05	0.97
TM8Y100C16MP11	CF/CM/CU48D	0.99	1.05	0.97
TM8Y100C16MP11	CF42CBCA1	0.99	1.05	0.97
TM8Y100C16MP11	CF48CBCA1	0.99	1.05	0.97
TM8Y100C20MP11	CF/CM/CU36C	0.97	0.99	0.91
TM8Y100C20MP11	CF/CM/CU42C	0.97	1.00	0.90
TM8Y100C20MP11	CF/CM/CU48D	0.97	1.00	0.94
TM8Y100C20MP11	CF42CBCA1	0.97	1.00	0.90
TM8Y120C20MP11	CF/CM/CU36C	0.97	0.99	0.91
TM8Y120C20MP11	CF/CM/CU42C	0.97	1.00	0.90
TM8Y120C20MP11	CF/CM/CU48D	0.97	1.00	0.94
TM8Y120C20MP11	CF42CBCA1	0.97	1.00	0.90
TM9E060A10MP12	CF/CM/CU36B	0.97	1.03	0.95
TM9E060A10MP12	CF/CM36A	0.96	0.99	0.97
TM9E060A10MP12	CF42B	0.97	1.02	0.96
TM9E060B12MP11	CF/CM/CU36B	0.99	1.06	0.96
TM9E060B12MP11	CF36BBCA1	0.99	1.06	0.96
TM9E060B12MP11	CF42B	0.99	1.06	0.96
TM9E060B12MP12	CF/CM/CU36B	0.97	1.03	0.97
TM9E060B12MP12	CF/CM/CU36C	0.98	1.05	1.03
TM9E060B12MP12	CF/CM/CU42C	0.99	1.06	1.03
TM9E060B12MP12	CF/CM/CU48C	0.99	1.06	1.03
TM9E060B12MP12	CF42B	0.98	1.03	1.04

FURNACE MULTIPLIERS - 3 TON (Continued)

Furnaces	Coil	T.C.	S.C.	KW
TM9E080B12MP11	CF/CM/CU36B	0.98	1.02	0.94
TM9E080B12MP11	CF36BBCA1	0.98	1.02	0.94
TM9E080B12MP11	CF42B	0.97	1.00	0.94
TM9E080B12MP12	CF/CM/CU36B	0.99	1.09	1.03
TM9E080B12MP12	CF/CM/CU36C	0.99	1.09	1.03
TM9E080B12MP12	CF/CM/CU42C	0.99	1.09	1.03
TM9E080B12MP12	CF/CM/CU48C	1.00	1.12	1.03
TM9E080B12MP12	CF42B	0.98	1.07	1.03
TM9E080C16MP11	CF/CM/CU36C	0.96	0.99	0.94
TM9E080C16MP11	CF/CM/CU42C	1.00	1.10	0.96
TM9E080C16MP11	CF/CM/CU42D	1.00	1.10	0.96
TM9E080C16MP11	CF/CM/CU48C	1.00	1.10	0.97
TM9E080C16MP11	CF/CM/CU48D	1.00	1.10	0.97
TM9E080C16MP11	CF42CBCA1	1.00	1.10	0.96
TM9E080C16MP11	CF48CBCA1	1.00	1.10	0.97
TM9E080C16MP12	CF/CM/CU36C	0.99	1.08	0.99
TM9E080C16MP12	CF/CM/CU42C	0.99	1.08	0.99
TM9E080C16MP12	CF/CM/CU48C	0.99	1.08	0.99
TM9E080C16MP12	CF/CM/CU48D	0.99	1.08	0.99
TM9E080C16MP12	CF/CM42D	0.99	1.08	0.99
TM9E100C16MP11	CF/CM/CU36C	0.97	1.00	0.92
TM9E100C16MP11	CF/CM/CU42C	0.97	1.00	0.91
TM9E100C16MP11	CF/CM/CU42D	0.97	1.00	0.91
TM9E100C16MP11	CF/CM/CU48C	0.97	1.00	0.91
TM9E100C16MP11	CF/CM/CU48D	0.97	1.00	0.91
TM9E100C16MP11	CF42CBCA1	0.97	1.00	0.91
TM9E100C16MP11	CF48CBCA1	0.97	1.00	0.91
TM9E100C16MP12	CF/CM/CU36C	0.99	1.12	1.00
TM9E100C16MP12	CF/CM/CU42C	0.99	1.09	1.00
TM9E100C16MP12	CF/CM/CU48C	1.00	1.10	1.00
TM9E100C16MP12	CF/CM/CU48D	1.00	1.14	1.00
TM9E100C16MP12	CF/CM42D	1.00	1.12	1.00
TM9E100C20MP11	CF/CM/CU36C	0.90	0.78	1.08
TM9E100C20MP11	CF/CM/CU42C	0.90	0.78	1.08
TM9E100C20MP11	CF/CM/CU42D	0.90	0.78	1.08
TM9E100C20MP11	CF/CM/CU48C	0.91	0.79	1.08
TM9E100C20MP11	CF/CM/CU48D	0.91	0.79	1.08
TM9E100C20MP11	CF42CBCA1	0.90	0.78	1.08
TM9E100C20MP11	CF48CBCA1	0.91	0.79	1.08
TM9E120D20MP11	CF/CM/CU42D	1.00	1.14	0.97
TM9V060B12MP12C	CF/CM/CU36B	0.96	0.96	0.94
TM9V060B12MP12C	CF36BBCA1	0.96	0.96	0.94
TM9V060B12MP12C	CF42B	0.97	0.96	0.95
TM9V080B12MP12C	CF/CM/CU36B	0.96	0.98	0.93
TM9V080B12MP12C	CF36BBCA1	0.96	0.98	0.93
TM9V080B12MP12C	CF42B	0.97	0.98	0.94
TM9V080C16MP12C	CF/CM/CU36C	0.97	0.98	0.93
TM9V080C16MP12C	CF/CM/CU42C	0.97	0.98	0.93
TM9V080C16MP12C	CF/CM/CU48C	0.97	0.99	0.93
TM9V080C16MP12C	CF/CM/CU48D	0.97	0.99	0.93
TM9V080C16MP12C	CF42CBCA1	0.97	0.98	0.93
TM9V080C16MP12C	CF48CBCA1	0.97	0.99	0.93
TM9V100C16MP12C	CF/CM/CU36C	0.97	1.00	0.92
TM9V100C16MP12C	CF/CM/CU42C	0.98	0.99	0.92
TM9V100C16MP12C	CF/CM/CU42D	0.98	0.99	0.91

FURNACE MULTIPLIERS - 3 TON (Continued)

Furnaces	Coil	T.C.	S.C.	KW
TM9V100C16MP12C	CF/CM/CU48C	0.97	0.98	0.91
TM9V100C16MP12C	CF/CM/CU48D	0.97	0.98	0.91
TM9V100C16MP12C	CF42CBCA1	0.98	0.99	0.92
TM9V100C16MP12C	CF48CBCA1	0.97	0.98	0.91
TM9V100C20MP12C	CF/CM/CU36C	0.98	1.02	0.93
TM9V100C20MP12C	CF/CM/CU42C	0.98	1.02	0.92
TM9V100C20MP12C	CF/CM/CU42D	0.98	1.02	0.91
TM9V100C20MP12C	CF/CM/CU48C	0.98	1.02	0.91
TM9V100C20MP12C	CF/CM/CU48D	0.98	1.02	0.91
TM9V100C20MP12C	CF42CBCA1	0.98	1.02	0.92
TM9V100C20MP12C	CF48CBCA1	0.98	1.02	0.91
TM9V120D20MP12C	CF/CM/CU42D	0.97	1.00	0.90
TM9V120D20MP12C	CF/CM/CU48D	0.98	1.01	0.91
TM9Y060B12MP11	CF/CM/CU36B	0.99	1.06	0.96
TM9Y060B12MP11	CF36BBCA1	0.99	1.06	0.96
TM9Y060B12MP11	CF42B	0.99	1.06	0.96
TM9Y080B12MP11	CF/CM/CU36B	0.98	1.02	0.94
TM9Y080B12MP11	CF36BBCA1	0.98	1.02	0.94
TM9Y080B12MP11	CF42B	0.97	1.00	0.94
TM9Y080C16MP11	CF/CM/CU36C	0.96	0.99	0.94
TM9Y080C16MP11	CF/CM/CU42C	1.00	1.10	0.96
TM9Y080C16MP11	CF/CM/CU42D	1.00	1.10	0.96
TM9Y080C16MP11	CF/CM/CU48C	1.00	1.10	0.97
TM9Y080C16MP11	CF/CM/CU48D	1.00	1.10	0.97
TM9Y080C16MP11	CF42CBCA1	1.00	1.10	0.96
TM9Y080C16MP11	CF48CBCA1	1.00	1.10	0.97
TM9Y100C16MP11	CF/CM/CU36C	0.97	1.00	0.92
TM9Y100C16MP11	CF/CM/CU42C	0.97	1.00	0.91
TM9Y100C16MP11	CF/CM/CU42D	0.97	1.00	0.91
TM9Y100C16MP11	CF/CM/CU48C	0.97	1.00	0.91
TM9Y100C16MP11	CF/CM/CU48D	0.97	1.00	0.91
TM9Y100C16MP11	CF42CBCA1	0.97	1.00	0.91
TM9Y100C16MP11	CF48CBCA1	0.97	1.00	0.91
TM9Y100C20MP11	CF/CM/CU36C	0.90	0.78	1.08
TM9Y100C20MP11	CF/CM/CU42C	0.90	0.78	1.08
TM9Y100C20MP11	CF/CM/CU42D	0.90	0.78	1.08
TM9Y100C20MP11	CF/CM/CU48C	0.91	0.79	1.08
TM9Y100C20MP11	CF/CM/CU48D	0.91	0.79	1.08
TM9Y100C20MP11	CF42CBCA1	0.90	0.78	1.08
TM9Y100C20MP11	CF48CBCA1	0.91	0.79	1.08
TM9Y120D20MP11	CF/CM/CU42D	1.00	1.14	0.97
TMLV060A12MP12C	CF/CM/CU36B	0.96	0.98	0.93
TMLV060A12MP12C	CF/CM36A	0.96	0.98	0.94
TMLV060A12MP12C	CF36BBCA1	0.96	0.98	0.93
TMLV080B12MP12C	CF/CM/CU36B	0.96	0.99	0.95
TMLV080B12MP12C	CF/CM/CU36C	0.97	0.98	0.95
TMLV080B12MP12C	CF/CM/CU42C	0.97	0.98	0.95
TMLV080B12MP12C	CF42CBCA1	0.97	0.98	0.95
TMLV080C16MP12C	CF/CM/CU36C	0.97	1.00	0.92
TMLV080C16MP12C	CF/CM/CU42C	0.97	1.01	0.90
TMLV080C16MP12C	CF/CM/CU42D	0.97	1.01	0.90
TMLV080C16MP12C	CF/CM/CU48C	0.98	1.02	0.91
TMLV080C16MP12C	CF/CM/CU48D	0.98	1.02	0.91
TMLV080C16MP12C	CF42CBCA1	0.97	1.01	0.90
TMLV080C16MP12C	CF48CBCA1	0.98	1.02	0.91

FURNACE MULTIPLIERS - 3 TON (Continued)

Furnaces	Coil	T.C.	S.C.	KW
TMLV100C16MP12C	CF/CM/CU36C	0.97	1.00	0.92
TMLV100C16MP12C	CF/CM/CU42C	0.97	1.01	0.90
TMLV100C16MP12C	CF/CM/CU42D	0.97	1.01	0.90
TMLV100C16MP12C	CF/CM/CU48C	0.98	1.02	0.91
TMLV100C16MP12C	CF/CM/CU48D	0.98	1.02	0.91
TMLV100C16MP12C	CF42CBCA1	0.97	1.01	0.90
TMLV100C16MP12C	CF48CBCA1	0.98	1.02	0.91
TMLV100C20MP12C	CF/CM/CU36C	0.99	1.11	0.99
TMLV100C20MP12C	CF/CM/CU42C	1.00	1.12	0.99
TMLV100C20MP12C	CF/CM/CU42D	1.00	1.12	0.99
TMLV100C20MP12C	CF/CM/CU48C	0.99	1.06	0.97
TMLV100C20MP12C	CF/CM/CU48D	1.00	1.12	0.98
TMLV100C20MP12C	CF42CBCA1	1.00	1.12	0.99
TMLV100C20MP12C	CF48CBCA1	0.99	1.06	0.97
TMLV120C20MP12C	CF/CM/CU36C	0.99	1.11	0.99
TMLV120C20MP12C	CF/CM/CU42C	1.00	1.12	0.99
TMLV120C20MP12C	CF/CM/CU42D	1.00	1.12	0.99
TMLV120C20MP12C	CF/CM/CU48C	0.99	1.06	0.97
TMLV120C20MP12C	CF/CM/CU48D	1.00	1.12	0.98
TMLV120C20MP12C	CF42CBCA1	1.00	1.12	0.99
TMLV120C20MP12C	CF48CBCA1	0.99	1.06	0.97
TMLV120C20MP12C	CF/CM/CU36C	0.99	1.11	0.99
TMLV120C20MP12C	CF/CM/CU42C	1.00	1.12	0.99
TMLV120C20MP12C	CF/CM/CU42D	1.00	1.12	0.99
TMLV120C20MP12C	CF/CM/CU48C	0.99	1.06	0.97
TMLV120C20MP12C	CF/CM/CU48D	1.00	1.12	0.98
TMLV120C20MP12C	CF42CBCA1	1.00	1.12	0.99
TMLV120C20MP12C	CF48CBCA1	0.99	1.06	0.97
TMLX060A12MP11	CF/CM36A	0.98	1.05	1.06
TMLX080B12MP11	CF/CM/CU36B	0.97	0.98	0.91
TMLX080B12MP11	CF36BBCA1	0.97	0.98	0.91
TMLX080B12MP11	CF42B	0.97	0.98	0.90
TMLX080C16MP11	CF/CM/CU36C	0.98	1.04	0.90
TMLX080C16MP11	CF/CM/CU42C	0.99	1.05	0.97
TMLX080C16MP11	CF/CM/CU42D	0.99	1.05	0.97
TMLX080C16MP11	CF/CM/CU48C	0.99	1.05	0.97
TMLX080C16MP11	CF/CM/CU48D	0.99	1.05	0.97
TMLX080C16MP11	CF42CBCA1	0.99	1.05	0.97
TMLX080C16MP11	CF48CBCA1	0.99	1.05	0.97
TMLX100C16MP11	CF/CM/CU36C	0.98	1.04	0.90
TMLX100C16MP11	CF/CM/CU42C	0.99	1.05	0.97
TMLX100C16MP11	CF/CM/CU42D	0.99	1.05	0.97
TMLX100C16MP11	CF/CM/CU48C	0.99	1.05	0.97
TMLX100C16MP11	CF/CM/CU48D	0.99	1.05	0.97
TMLX100C16MP11	CF42CBCA1	0.99	1.05	0.97
TMLX100C16MP11	CF48CBCA1	0.99	1.05	0.97
TMLX100C20MP11	CF/CM/CU36C	0.97	0.99	0.91
TMLX100C20MP11	CF/CM/CU42C	0.97	1.00	0.90
TMLX100C20MP11	CF/CM/CU48D	0.97	1.00	0.94
TMLX100C20MP11	CF42CBCA1	0.97	1.00	0.90
TMLX120C20MP11	CF/CM/CU36C	0.97	0.99	0.91
TMLX120C20MP11	CF/CM/CU42C	0.97	1.00	0.90
TMLX120C20MP11	CF/CM/CU48D	0.97	1.00	0.94
TMLX120C20MP11	CF42CBCA1	0.97	1.00	0.90
TP9C060B12MP13C	CF/CM/CU36B	0.96	0.96	0.94
TP9C060B12MP13C	CF36BBCA1	0.96	0.96	0.94
TP9C060B12MP13C	CF42B	0.97	0.96	0.95
TP9C080B12MP13C	CF/CM/CU36B	0.96	0.98	0.93
TP9C080B12MP13C	CF36BBCA1	0.96	0.98	0.93
TP9C080B12MP13C	CF42B	0.97	0.98	0.94
TP9C080C16MP13C	CF/CM/CU36C	0.97	0.98	0.93
TP9C080C16MP13C	CF/CM/CU42C	0.97	0.98	0.93

FURNACE MULTIPLIERS - 3 TON (Continued)

Furnaces	Coil	T.C.	S.C.	KW
TP9C080C16MP13C	CF/CM/CU48C	0.97	0.99	0.93
TP9C080C16MP13C	CF/CM/CU48D	0.97	0.99	0.93
TP9C080C16MP13C	CF42CBCA1	0.97	0.98	0.93
TP9C080C16MP13C	CF48CBCA1	0.97	0.99	0.93
TP9C100C16MP13C	CF/CM/CU36C	0.97	1.00	0.92
TP9C100C16MP13C	CF/CM/CU42C	0.98	0.99	0.92
TP9C100C16MP13C	CF/CM/CU42D	0.98	0.99	0.91
TP9C100C16MP13C	CF/CM/CU48C	0.97	0.98	0.91
TP9C100C16MP13C	CF/CM/CU48D	0.97	0.98	0.91
TP9C100C16MP13C	CF42CBCA1	0.98	0.99	0.92
TP9C100C16MP13C	CF48CBCA1	0.97	0.98	0.91
TP9C100C20MP13C	CF/CM/CU36C	0.98	1.02	0.93
TP9C100C20MP13C	CF/CM/CU42C	0.98	1.02	0.92
TP9C100C20MP13C	CF/CM/CU42D	0.98	1.02	0.91
TP9C100C20MP13C	CF/CM/CU48C	0.98	1.02	0.91
TP9C100C20MP13C	CF/CM/CU48D	0.98	1.02	0.91
TP9C100C20MP13C	CF42CBCA1	0.98	1.02	0.92
TP9C100C20MP13C	CF48CBCA1	0.98	1.02	0.91
TP9C120D20MP13C	CF/CM/CU42D	0.97	1.00	0.90
TP9C120D20MP13C	CF/CM/CU48D	0.98	1.01	0.91
TPLC060A12MP13C	CF/CM/CU36B	0.96	0.98	0.93
TPLC060A12MP13C	CF/CM36A	0.96	0.98	0.94
TPLC060A12MP13C	CF36BBCA1	0.96	0.98	0.93
TPLC080B12MP13C	CF/CM/CU36B	0.96	0.99	0.95
TPLC080B12MP13C	CF/CM/CU36C	0.97	0.98	0.95
TPLC080B12MP13C	CF/CM/CU42C	0.97	0.98	0.95
TPLC080B12MP13C	CF42CBCA1	0.97	0.98	0.95
TPLC080C16MP13C	CF/CM/CU36C	0.97	1.00	0.92
TPLC080C16MP13C	CF/CM/CU42C	0.97	1.01	0.90

FURNACE MULTIPLIERS - 3 TON (Continued)

Furnaces	Coil	T.C.	S.C.	KW
TPLC080C16MP13C	CF/CM/CU42D	0.97	1.01	0.90
TPLC080C16MP13C	CF/CM/CU48C	0.98	1.02	0.91
TPLC080C16MP13C	CF/CM/CU48D	0.98	1.02	0.91
TPLC080C16MP13C	CF42CBCA1	0.97	1.01	0.90
TPLC080C16MP13C	CF48CBCA1	0.98	1.02	0.91
TPLC100C16MP13C	CF/CM/CU36C	0.97	1.00	0.92
TPLC100C16MP13C	CF/CM/CU42C	0.97	1.01	0.90
TPLC100C16MP13C	CF/CM/CU42D	0.97	1.01	0.90
TPLC100C16MP13C	CF/CM/CU48C	0.98	1.02	0.91
TPLC100C16MP13C	CF/CM/CU48D	0.98	1.02	0.91
TPLC100C16MP13C	CF42CBCA1	0.97	1.01	0.90
TPLC100C16MP13C	CF48CBCA1	0.98	1.02	0.91
TPLC100C20MP13C	CF/CM/CU36C	0.99	1.11	0.99
TPLC100C20MP13C	CF/CM/CU42C	1.00	1.12	0.99
TPLC100C20MP13C	CF/CM/CU42D	1.00	1.12	0.99
TPLC100C20MP13C	CF/CM/CU48C	0.99	1.06	0.97
TPLC100C20MP13C	CF/CM/CU48D	1.00	1.12	0.98
TPLC100C20MP13C	CF42CBCA1	1.00	1.12	0.99
TPLC100C20MP13C	CF48CBCA1	0.99	1.06	0.97
TPLC120C20MP13C	CF/CM/CU36C	0.99	1.11	0.99
TPLC120C20MP13C	CF/CM/CU42C	1.00	1.12	0.99
TPLC120C20MP13C	CF/CM/CU42D	1.00	1.12	0.99
TPLC120C20MP13C	CF/CM/CU48C	0.99	1.06	0.97
TPLC120C20MP13C	CF/CM/CU48D	1.00	1.12	0.98
TPLC120C20MP13C	CF42CBCA1	1.00	1.12	0.99
TPLC120C20MP13C	CF48CBCA1	0.99	1.06	0.97

HEATING PERFORMANCE DATA - HIGH										
CONDENSING UNIT MODEL NO		TH16B3622S								
AIR TEMP. ENTERING OUTDOOR UNIT (°F)	AIR TEMP. ENTERING INDOOR COIL (°F)	ID CFM								
		1000			1200			1400		
		MBH	COP	KW	MBH	COP	KW	MBH	COP	KW
60	60	52.8	3.10	4.98	54.2	3.38	4.70	55.5	3.68	4.42
	70	50.5	2.83	5.23	52.0	3.06	4.97	53.6	3.32	4.72
	80	48.2	2.60	5.43	49.9	2.81	5.21	51.6	3.03	4.99
47	60	35.4	3.52	2.95	36.3	3.66	2.91	37.1	3.80	2.86
	70	34.4	3.14	3.21	35.2	3.26	3.16	36.0	3.38	3.11
	80	33.4	2.84	3.44	34.1	2.94	3.39	34.8	3.05	3.34
40	60	32.7	3.37	2.84	33.4	3.47	2.81	34.0	3.58	2.78
	70	31.8	3.01	3.09	32.5	3.11	3.06	33.3	3.21	3.03
	80	30.9	2.72	3.32	31.7	2.82	3.29	32.5	2.92	3.26
30	60	28.7	3.12	2.70	29.4	3.20	2.69	30.1	3.28	2.69
	70	27.8	2.79	2.92	28.5	2.87	2.91	29.2	2.95	2.90
	80	26.9	2.52	3.12	27.6	2.60	3.11	28.3	2.68	3.10
17	60	23.8	2.77	2.51	24.4	2.81	2.53	24.9	2.85	2.56
	70	23.1	2.50	2.70	23.7	2.55	2.72	24.2	2.59	2.74
	80	22.4	2.28	2.88	23.0	2.33	2.89	23.5	2.37	2.91
10	60	17.2	2.24	2.25	19.1	2.38	2.35	21.00	2.52	2.44
	70	18.1	2.13	2.48	19.4	2.22	2.55	20.7	2.31	2.63
	80	18.9	2.03	2.72	19.7	2.08	2.76	20.4	2.13	2.80
0	60	16.6	2.22	2.16	17.8	2.30	2.24	20.39	2.39	2.46
	70	16.0	2.14	2.17	17.1	2.22	2.25	19.7	2.31	2.47
	80	15.6	2.05	2.20	16.7	2.13	2.28	19.1	2.22	2.51
-10	60	13.6	1.95	2.02	14.5	2.02	2.10	16.65	2.10	2.30
	70	13.1	1.88	2.02	14.0	1.95	2.10	16.1	2.03	2.31
	80	12.7	1.80	2.06	13.6	1.87	2.13	15.6	1.95	2.35
-20	60	10.6	1.68	1.88	11.2	1.74	1.94	12.86	1.81	2.13
	70	10.2	1.62	1.87	10.9	1.68	1.95	12.5	1.75	2.14
	80	9.8	1.55	1.92	10.5	1.61	1.98	12.1	1.67	2.18

NOTE: ALL CAPACITIES INCLUDE INDOOR FAN HEAT. KW VALUES ARE FOR THE SYSTEM (OUTDOOR + INDOOR).

Yellow shaded cells are AHRI High Heating conditions.

Orange shaded cells are AHRI Low Heating conditions.

Multipliers for determining the performance with other indoor sections.

COIL MULTIPLIERS - 3 TON

Air Handler	Coil	MBH	COP	KW
AE36BX21	-	1.00	1.00	1.00
AE36CX21	-	0.99	1.01	0.99
AVC36BX21	-	1.00	0.98	1.02
AVC36CX21	-	1.00	1.02	0.98
AVC42CX21	-	1.01	1.03	0.96
AVC48CX21	-	1.01	1.05	0.95
AVC48DX21	-	1.01	1.05	0.94
ME12BN21	CF/CM36B	1.00	0.99	1.01
ME12BN21	CF36BBBCA1	1.00	0.99	1.01
ME12BN21	CF42B	1.01	1.01	0.99

COIL MULTIPLIERS - 3 TON (Continued)

Air Handler	Coil	MBH	COP	KW
ME14DN21	CF/CM42D	1.01	0.99	0.99
ME14DN21	CF/CM48D	1.02	1.02	0.96
MVC12BN21	CF42B	1.01	0.99	1.00
MVC14DN21	CF/CM42D	1.00	1.04	0.96
MVC14DN21	CF/CM48D	1.01	1.03	0.96
MVC16CN21	CF/CM36C	1.00	0.98	1.02
MVC16CN21	CF/CM42C	1.01	1.00	0.99
MVC16CN21	CF42CBCA1	1.01	1.00	0.99
MVC20DN21	CF/CM42D	1.01	1.04	0.96
MVC20DN21	CF/CM48D	1.01	1.05	0.94

FURNACE MULTIPLIERS - 3 TON

Furnaces	Coil	MBH	COP	KW
TL8E060A12UH11	CF/CM/CU36B	1.01	0.97	1.04
TL8E060A12UH11	CF/CM36A	1.01	0.94	1.07
TL8E060A12UH11	CF42B	1.01	0.98	1.02
TL9E060B12UH11	CF/CM/CU36B	1.01	0.96	1.05
TL9E060B12UH11	CF/CM/CU36C	1.01	0.97	1.05
TL9E060B12UH11	CF/CM/CU42C	1.01	0.98	1.02
TL9E060B12UH11	CF/CM/CU48C	1.00	0.99	1.01
TL9E060B12UH11	CF42B	1.01	0.97	1.04
TL9E080C16UH11	CF/CM/CU36C	1.01	0.99	1.02
TL9E080C16UH11	CF/CM/CU42C	1.01	1.01	1.00
TL9E080C16UH11	CF/CM/CU48C	0.99	1.01	0.98
TL9E080C16UH11	CF/CM/CU48D	0.99	1.02	0.98
TL9E080C16UH11	CF/CM42D	1.00	1.01	0.99
TM8E040A12MP11	CF/CM/CU36B	1.01	0.97	1.04
TM8E040A12MP11	CF/CM36A	1.01	0.96	1.05
TM8E040A12MP11	CF42B	1.00	0.98	1.02
TM8E060A12MP11	CF/CM/CU36B	1.01	0.97	1.04
TM8E060A12MP11	CF/CM36A	1.01	0.96	1.05
TM8E060A12MP11	CF42B	1.01	0.99	1.02
TM8E080B12MP11	CF/CM/CU36B	1.01	0.97	1.04
TM8E080B12MP11	CF/CM/CU36C	1.01	0.98	1.03
TM8E080B12MP11	CF/CM/CU42C	1.00	0.99	1.01
TM8E080B12MP11	CF/CM/CU48C	0.99	1.01	0.99
TM8E080B12MP11	CF42B	1.00	0.99	1.01
TM8E080C16MP11	CF/CM/CU36C	1.00	1.00	1.00
TM8E080C16MP11	CF/CM/CU42C	1.00	1.01	0.99
TM8E080C16MP11	CF/CM/CU48C	0.99	1.02	0.97
TM8E080C16MP11	CF/CM/CU48D	0.99	1.02	0.97
TM8E080C16MP11	CF/CM42D	1.00	1.02	0.98
TM8E100B12MP11	CF/CM/CU36B	1.01	0.98	1.04
TM8E100B12MP11	CF/CM/CU36C	1.01	0.99	1.02
TM8E100B12MP11	CF/CM/CU42C	1.00	1.00	1.00
TM8E100B12MP11	CF/CM/CU48C	0.99	1.01	0.98
TM8E100B12MP11	CF42B	1.01	0.99	1.02
TM8E100C16MP11	CF/CM/CU36C	1.00	1.00	1.00
TM8E100C16MP11	CF/CM/CU42C	1.00	1.02	0.98
TM8E100C16MP11	CF/CM/CU48C	0.99	1.03	0.97
TM8E100C16MP11	CF/CM/CU48D	0.99	1.03	0.96
TM8E100C16MP11	CF/CM42D	1.00	1.02	0.98
TM8E120C16MP11	CF/CM/CU36C	1.00	1.00	1.00
TM8E120C16MP11	CF/CM/CU42C	1.00	1.02	0.98
TM8E120C16MP11	CF/CM/CU48C	0.99	1.03	0.97
TM8E120C16MP11	CF/CM/CU48D	0.99	1.03	0.96
TM8E120C16MP11	CF/CM42D	1.00	1.02	0.98
TM8V060A12MP12C	CF/CM/CU36B	0.99	0.95	1.05
TM8V060A12MP12C	CF/CM36A	1.01	0.95	1.06
TM8V060A12MP12C	CF36BBCA1	0.99	0.95	1.05
TM8V080B12MP12C	CF/CM/CU36B	1.02	0.96	1.06
TM8V080B12MP12C	CF/CM/CU36C	0.99	0.94	1.07
TM8V080B12MP12C	CF/CM/CU42C	0.99	0.96	1.05
TM8V080B12MP12C	CF42CBCA1	0.99	0.96	1.05
TM8V080C16MP12C	CF/CM/CU36C	1.00	0.98	1.02
TM8V080C16MP12C	CF/CM/CU42C	1.00	1.00	1.00
TM8V080C16MP12C	CF/CM/CU42D	1.01	1.01	0.99
TM8V080C16MP12C	CF/CM/CU48C	1.01	1.01	0.98

FURNACE MULTIPLIERS - 3 TON (Continued)

Furnaces	Coil	MBH	COP	KW
TM8V080C16MP12C	CF/CM/CU48D	1.01	1.02	0.97
TM8V080C16MP12C	CF42CBCA1	1.00	1.00	1.00
TM8V080C16MP12C	CF48CBCA1	1.01	1.01	0.98
TM8V100C16MP12C	CF/CM/CU36C	1.00	0.98	1.02
TM8V100C16MP12C	CF/CM/CU42C	1.00	1.00	1.00
TM8V100C16MP12C	CF/CM/CU42D	1.01	1.01	0.99
TM8V100C16MP12C	CF/CM/CU48C	1.01	1.01	0.98
TM8V100C16MP12C	CF/CM/CU48D	1.01	1.02	0.97
TM8V100C16MP12C	CF42CBCA1	1.00	1.00	1.00
TM8V100C16MP12C	CF48CBCA1	1.01	1.01	0.98
TM8V100C20MP12C	CF/CM/CU36C	1.00	1.01	0.99
TM8V100C20MP12C	CF/CM/CU42C	1.00	1.02	0.98
TM8V100C20MP12C	CF/CM/CU42D	1.01	1.02	0.97
TM8V100C20MP12C	CF/CM/CU48C	1.01	1.03	0.96
TM8V100C20MP12C	CF/CM/CU48D	1.01	1.03	0.96
TM8V100C20MP12C	CF42CBCA1	1.00	1.02	0.98
TM8V100C20MP12C	CF48CBCA1	1.01	1.03	0.96
TM8V120C20MP12C	CF/CM/CU36C	1.00	1.01	0.99
TM8V120C20MP12C	CF/CM/CU42C	1.00	1.02	0.98
TM8V120C20MP12C	CF/CM/CU42D	1.01	1.02	0.97
TM8V120C20MP12C	CF/CM/CU48C	1.01	1.03	0.96
TM8V120C20MP12C	CF/CM/CU48D	1.01	1.03	0.96
TM8V120C20MP12C	CF42CBCA1	1.00	1.02	0.98
TM8V120C20MP12C	CF48CBCA1	1.01	1.03	0.96
TM8X060A12MP11	CF/CM36A	0.99	0.94	1.08
TM8X080B12MP11	CF/CM/CU36B	1.01	0.99	0.99
TM8X080B12MP11	CF36BBCA1	1.01	0.99	0.99
TM8X080B12MP11	CF42B	1.01	0.98	1.01
TM8X080C16MP11	CF/CM/CU36C	1.00	0.97	1.03
TM8X080C16MP11	CF/CM/CU42C	1.01	0.99	1.01
TM8X080C16MP11	CF/CM/CU42D	1.01	0.99	1.00
TM8X080C16MP11	CF/CM/CU48C	1.02	0.99	0.99
TM8X080C16MP11	CF/CM/CU48D	1.02	1.01	0.98
TM8X080C16MP11	CF42CBCA1	1.01	0.99	1.01
TM8X080C16MP11	CF48CBCA1	1.02	0.99	0.99
TM8X100C16MP11	CF/CM/CU36C	1.00	0.97	1.03
TM8X100C16MP11	CF/CM/CU42C	1.01	0.99	1.01
TM8X100C16MP11	CF/CM/CU42D	1.01	0.99	1.00
TM8X100C16MP11	CF/CM/CU48C	1.02	0.99	0.99
TM8X100C16MP11	CF/CM/CU48D	1.02	1.01	0.98
TM8X100C16MP11	CF42CBCA1	1.01	0.99	1.01
TM8X100C16MP11	CF48CBCA1	1.02	0.99	0.99
TM8X100C20MP11	CF/CM/CU36C	0.99	0.99	1.02
TM8X100C20MP11	CF/CM/CU42C	0.98	0.95	1.08
TM8X100C20MP11	CF/CM/CU48D	1.01	0.97	1.02
TM8X100C20MP11	CF42CBCA1	0.98	0.95	1.08
TM8X120C20MP11	CF/CM/CU36C	0.99	0.99	1.02
TM8X120C20MP11	CF/CM/CU42C	0.98	0.95	1.08
TM8X120C20MP11	CF/CM/CU48D	1.01	0.97	1.02
TM8X120C20MP11	CF42CBCA1	0.98	0.95	1.08
TM8Y060A12MP11	CF/CM36A	0.99	0.94	1.08
TM8Y080B12MP11	CF/CM/CU36B	1.01	0.99	0.99
TM8Y080B12MP11	CF36BBCA1	1.01	0.99	0.99
TM8Y080B12MP11	CF42B	1.01	0.98	1.01
TM8Y080C16MP11	CF/CM/CU36C	1.00	0.97	1.03

FURNACE MULTIPLIERS - 3 TON (Continued)

Furnaces	Coil	MBH	COP	KW
TM8Y080C16MP11	CF/CM/CU42C	1.01	0.99	1.01
TM8Y080C16MP11	CF/CM/CU42D	1.01	0.99	1.00
TM8Y080C16MP11	CF/CM/CU48C	1.02	0.99	0.99
TM8Y080C16MP11	CF/CM/CU48D	1.02	1.01	0.98
TM8Y080C16MP11	CF42CBCA1	1.01	0.99	1.01
TM8Y080C16MP11	CF48CBCA1	1.02	0.99	0.99
TM8Y100C16MP11	CF/CM/CU36C	1.00	0.97	1.03
TM8Y100C16MP11	CF/CM/CU42C	1.01	0.99	1.01
TM8Y100C16MP11	CF/CM/CU42D	1.01	0.99	1.00
TM8Y100C16MP11	CF/CM/CU48C	1.02	0.99	0.99
TM8Y100C16MP11	CF/CM/CU48D	1.02	1.01	0.98
TM8Y100C16MP11	CF42CBCA1	1.01	0.99	1.01
TM8Y100C16MP11	CF48CBCA1	1.02	0.99	0.99
TM8Y100C20MP11	CF/CM/CU36C	0.99	0.99	1.02
TM8Y100C20MP11	CF/CM/CU42C	0.98	0.95	1.08
TM8Y100C20MP11	CF/CM/CU48D	1.01	0.97	1.02
TM8Y100C20MP11	CF42CBCA1	0.98	0.95	1.08
TM8Y120C20MP11	CF/CM/CU36C	0.99	0.99	1.02
TM8Y120C20MP11	CF/CM/CU42C	0.98	0.95	1.08
TM8Y120C20MP11	CF/CM/CU48D	1.01	0.97	1.02
TM8Y120C20MP11	CF42CBCA1	0.98	0.95	1.08
TM9E060A10MP12	CF/CM/CU36B	1.02	0.96	1.07
TM9E060A10MP12	CF/CM36A	1.02	0.94	1.08
TM9E060A10MP12	CF42B	1.01	0.97	1.04
TM9E060B12MP11	CF/CM/CU36B	0.99	1.02	0.99
TM9E060B12MP11	CF36BBCA1	0.99	1.02	0.99
TM9E060B12MP11	CF42B	1.00	1.03	0.97
TM9E060B12MP12	CF/CM/CU36B	1.01	0.94	1.07
TM9E060B12MP12	CF/CM/CU36C	1.01	0.97	1.04
TM9E060B12MP12	CF/CM/CU42C	1.01	0.99	1.02
TM9E060B12MP12	CF/CM/CU48C	1.00	0.99	1.01
TM9E060B12MP12	CF42B	1.00	0.97	1.04
TM9E080B12MP11	CF/CM/CU36B	0.99	0.94	1.07
TM9E080B12MP11	CF36BBCA1	0.99	0.94	1.07
TM9E080B12MP11	CF42B	1.01	0.96	1.04
TM9E080B12MP12	CF/CM/CU36B	1.01	0.97	1.04
TM9E080B12MP12	CF/CM/CU36C	1.01	0.98	1.04
TM9E080B12MP12	CF/CM/CU42C	1.00	0.99	1.01
TM9E080B12MP12	CF/CM/CU48C	0.99	1.01	0.99
TM9E080B12MP12	CF42B	1.01	0.98	1.02
TM9E080C16MP11	CF/CM/CU36C	0.99	0.98	1.04
TM9E080C16MP11	CF/CM/CU42C	1.00	1.03	0.97
TM9E080C16MP11	CF/CM/CU42D	0.99	0.99	1.02
TM9E080C16MP11	CF/CM/CU48C	0.99	0.99	1.02
TM9E080C16MP11	CF/CM/CU48D	0.98	0.97	1.05
TM9E080C16MP11	CF42CBCA1	1.00	1.03	0.97
TM9E080C16MP11	CF48CBCA1	0.99	0.99	1.02
TM9E080C16MP12	CF/CM/CU36C	1.01	0.98	1.02
TM9E080C16MP12	CF/CM/CU42C	1.00	1.00	1.00
TM9E080C16MP12	CF/CM/CU48C	0.99	1.02	0.98
TM9E080C16MP12	CF/CM/CU48D	0.99	1.02	0.98
TM9E080C16MP12	CF/CM42D	1.00	1.01	0.99
TM9E100C16MP11	CF/CM/CU36C	1.00	0.98	1.02
TM9E100C16MP11	CF/CM/CU42C	1.01	0.98	1.01
TM9E100C16MP11	CF/CM/CU42D	1.01	0.99	1.00

FURNACE MULTIPLIERS - 3 TON (Continued)

Furnaces	Coil	MBH	COP	KW
TM9E100C16MP11	CF/CM/CU48C	1.01	1.01	0.98
TM9E100C16MP11	CF/CM/CU48D	1.01	1.01	0.98
TM9E100C16MP11	CF42CBCA1	1.01	0.98	1.01
TM9E100C16MP11	CF48CBCA1	1.01	1.01	0.98
TM9E100C16MP12	CF/CM/CU36C	1.01	0.96	1.05
TM9E100C16MP12	CF/CM/CU42C	1.00	1.01	0.99
TM9E100C16MP12	CF/CM/CU48C	0.99	1.02	0.98
TM9E100C16MP12	CF/CM/CU48D	1.00	1.03	0.97
TM9E100C16MP12	CF/CM42D	1.01	1.02	0.99
TM9E100C20MP11	CF/CM/CU36C	0.99	1.00	1.01
TM9E100C20MP11	CF/CM/CU42C	1.00	1.01	0.99
TM9E100C20MP11	CF/CM/CU42D	1.00	1.02	0.98
TM9E100C20MP11	CF/CM/CU48C	1.01	1.02	0.97
TM9E100C20MP11	CF/CM/CU48D	1.01	1.02	0.97
TM9E100C20MP11	CF42CBCA1	1.00	1.01	0.99
TM9E100C20MP11	CF48CBCA1	1.01	1.02	0.97
TM9E120D20MP11	CF/CM/CU42D	1.00	1.02	0.98
TM9V060B12MP12C	CF/CM/CU36B	0.99	0.94	1.07
TM9V060B12MP12C	CF36BBCA1	0.99	0.94	1.07
TM9V060B12MP12C	CF42B	0.99	0.95	1.05
TM9V080B12MP12C	CF/CM/CU36B	0.99	0.95	1.05
TM9V080B12MP12C	CF36BBCA1	0.99	0.95	1.05
TM9V080B12MP12C	CF42B	1.00	0.96	1.04
TM9V080C16MP12C	CF/CM/CU36C	0.99	0.97	1.05
TM9V080C16MP12C	CF/CM/CU42C	1.00	0.98	1.02
TM9V080C16MP12C	CF/CM/CU48C	1.01	0.99	1.01
TM9V080C16MP12C	CF/CM/CU48D	1.01	0.99	1.00
TM9V080C16MP12C	CF42CBCA1	1.00	0.98	1.02
TM9V080C16MP12C	CF48CBCA1	1.01	0.99	1.01
TM9V100C16MP12C	CF/CM/CU36C	1.00	0.97	1.04
TM9V100C16MP12C	CF/CM/CU42C	1.01	0.97	1.03
TM9V100C16MP12C	CF/CM/CU42D	1.01	0.97	1.03
TM9V100C16MP12C	CF/CM/CU48C	1.01	0.98	1.01
TM9V100C16MP12C	CF/CM/CU48D	1.02	0.98	1.01
TM9V100C16MP12C	CF42CBCA1	1.01	0.97	1.03
TM9V100C16MP12C	CF48CBCA1	1.01	0.98	1.01
TM9V100C20MP12C	CF/CM/CU36C	0.99	0.99	1.02
TM9V100C20MP12C	CF/CM/CU42C	0.99	1.00	1.01
TM9V100C20MP12C	CF/CM/CU42D	1.00	1.01	0.99
TM9V100C20MP12C	CF/CM/CU48C	1.00	1.01	0.99
TM9V100C20MP12C	CF/CM/CU48D	1.00	1.02	0.98
TM9V100C20MP12C	CF42CBCA1	0.99	1.00	1.01
TM9V100C20MP12C	CF48CBCA1	1.00	1.01	0.99
TM9V120D20MP12C	CF/CM/CU42D	1.00	1.00	1.00
TM9V120D20MP12C	CF/CM/CU48D	1.01	1.01	0.98
TM9Y060B12MP11	CF/CM/CU36B	0.99	1.02	0.99
TM9Y060B12MP11	CF36BBCA1	0.99	1.02	0.99
TM9Y060B12MP11	CF42B	1.00	1.03	0.97
TM9Y080B12MP11	CF/CM/CU36B	0.99	0.94	1.07
TM9Y080B12MP11	CF36BBCA1	0.99	0.94	1.07
TM9Y080B12MP11	CF42B	1.01	0.96	1.04
TM9Y080C16MP11	CF/CM/CU36C	0.99	0.98	1.04
TM9Y080C16MP11	CF/CM/CU42C	1.00	1.03	0.97
TM9Y080C16MP11	CF/CM/CU42D	0.99	0.99	1.02
TM9Y080C16MP11	CF/CM/CU48C	0.99	0.99	1.02
TM9Y080C16MP11	CF/CM/CU48D	0.98	0.97	1.05
TM9Y080C16MP11	CF42CBCA1	1.00	1.03	0.97
TM9Y080C16MP11	CF48CBCA1	0.99	0.99	1.02
TM9Y080C16MP12	CF/CM/CU36C	1.01	0.98	1.02
TM9Y080C16MP12	CF/CM/CU42C	1.00	1.00	1.00
TM9Y080C16MP12	CF/CM/CU48C	0.99	1.02	0.98
TM9Y080C16MP12	CF/CM/CU48D	0.99	1.02	0.98
TM9Y080C16MP12	CF/CM42D	1.00	1.01	0.99
TM9Y100C16MP11	CF/CM/CU36C	1.00	0.98	1.02
TM9Y100C16MP11	CF/CM/CU42C	1.01	0.98	1.01
TM9Y100C16MP11	CF/CM/CU42D	1.01	0.99	1.00
TM9Y100C16MP11	CF/CM/CU48C	0.99	0.99	1.02

FURNACE MULTIPLIERS - 3 TON (Continued)

Furnaces	Coil	MBH	COP	KW
TM9Y080C16MP11	CF/CM/CU48D	0.98	0.97	1.05
TM9Y080C16MP11	CF42CBCA1	1.00	1.03	0.97
TM9Y080C16MP11	CF48CBCA1	0.99	0.99	1.02
TM9Y100C16MP11	CF/CM/CU36C	1.00	0.98	1.02
TM9Y100C16MP11	CF/CM/CU42C	1.01	0.98	1.01
TM9Y100C16MP11	CF/CM/CU42D	1.01	0.99	1.00
TM9Y100C16MP11	CF/CM/CU48C	1.01	1.01	0.98
TM9Y100C16MP11	CF/CM/CU48D	1.01	1.01	0.98
TM9Y100C16MP11	CF42CBCA1	1.01	0.98	1.01
TM9Y100C16MP11	CF48CBCA1	1.01	1.01	0.98
TM9Y100C20MP11	CF/CM/CU36C	0.99	1.00	1.01
TM9Y100C20MP11	CF/CM/CU42C	1.00	1.01	0.99
TM9Y100C20MP11	CF/CM/CU42D	1.00	1.02	0.98
TM9Y100C20MP11	CF/CM/CU48C	1.01	1.02	0.97
TM9Y100C20MP11	CF/CM/CU48D	1.01	1.02	0.97
TM9Y100C20MP11	CF42CBCA1	1.00	1.01	0.99
TM9Y100C20MP11	CF48CBCA1	1.01	1.02	0.97
TM9Y120D20MP11	CF/CM/CU42D	1.00	1.02	0.98
TMLV060A12MP12C	CF/CM/CU36B	0.99	0.95	1.05
TMLV060A12MP12C	CF/CM36A	1.01	0.95	1.06
TMLV060A12MP12C	CF36BBCA1	0.99	0.95	1.05
TMLV080B12MP12C	CF/CM/CU36B	1.02	0.96	1.06
TMLV080B12MP12C	CF/CM/CU36C	0.99	0.94	1.07
TMLV080B12MP12C	CF/CM/CU42C	0.99	0.96	1.05
TMLV080B12MP12C	CF42CBCA1	0.99	0.96	1.05
TMLV080C16MP12C	CF/CM/CU36C	1.00	0.98	1.02
TMLV080C16MP12C	CF/CM/CU42C	1.00	1.00	1.00
TMLV080C16MP12C	CF/CM/CU42D	1.01	1.01	0.99
TMLV080C16MP12C	CF/CM/CU48C	1.01	1.01	0.98
TMLV080C16MP12C	CF/CM/CU48D	1.01	1.02	0.97
TMLV080C16MP12C	CF42CBCA1	1.00	1.00	1.00
TMLV080C16MP12C	CF48CBCA1	1.01	1.01	0.98
TMLV100C16MP12C	CF/CM/CU36C	1.00	0.98	1.02
TMLV100C16MP12C	CF/CM/CU42C	1.00	1.00	1.00
TMLV100C16MP12C	CF/CM/CU42D	1.01	1.01	0.99
TMLV100C16MP12C	CF/CM/CU48C	1.01	1.01	0.98
TMLV100C16MP12C	CF/CM/CU48D	1.01	1.02	0.97
TMLV100C16MP12C	CF42CBCA1	1.00	1.00	1.00
TMLV100C16MP12C	CF48CBCA1	1.01	1.01	0.98
TMLV100C20MP12C	CF/CM/CU36C	1.00	1.01	0.99
TMLV100C20MP12C	CF/CM/CU42C	1.00	1.02	0.98
TMLV100C20MP12C	CF/CM/CU42D	1.01	1.02	0.97
TMLV100C20MP12C	CF/CM/CU48C	1.01	1.03	0.96
TMLV100C20MP12C	CF/CM/CU48D	1.01	1.03	0.96
TMLV100C20MP12C	CF42CBCA1	1.00	1.02	0.98
TMLV100C20MP12C	CF48CBCA1	1.01	1.03	0.96
TMLV120C20MP12C	CF/CM/CU36C	1.00	1.01	0.99
TMLV120C20MP12C	CF/CM/CU42C	1.00	1.02	0.98
TMLV120C20MP12C	CF/CM/CU42D	1.01	1.02	0.97
TMLV120C20MP12C	CF/CM/CU48C	1.01	1.03	0.96
TMLV120C20MP12C	CF/CM/CU48D	1.01	1.03	0.96
TMLV120C20MP12C	CF42CBCA1	1.00	1.02	0.98
TMLV120C20MP12C	CF48CBCA1	1.01	1.03	0.96
TMLX060A12MP11	CF/CM36A	0.99	0.94	1.08
TMLX080B12MP11	CF/CM/CU36B	1.01	0.99	0.99

FURNACE MULTIPLIERS - 3 TON (Continued)

Furnaces	Coil	MBH	COP	KW
TMLX080B12MP11	CF36BBCA1	1.01	0.99	0.99
TMLX080B12MP11	CF42B	1.01	0.98	1.01
TMLX080C16MP11	CF/CM/CU36C	1.00	0.97	1.03
TMLX080C16MP11	CF/CM/CU42C	1.01	0.99	1.01
TMLX080C16MP11	CF/CM/CU42D	1.01	0.99	1.00
TMLX080C16MP11	CF/CM/CU48C	1.02	0.99	0.99
TMLX080C16MP11	CF/CM/CU48D	1.02	1.01	0.98
TMLX080C16MP11	CF42CBCA1	1.01	0.99	1.01
TMLX080C16MP11	CF48CBCA1	1.02	0.99	0.99
TMLX100C16MP11	CF/CM/CU36C	1.00	0.97	1.03
TMLX100C16MP11	CF/CM/CU42C	1.01	0.99	1.01
TMLX100C16MP11	CF/CM/CU42D	1.01	0.99	1.00
TMLX100C16MP11	CF/CM/CU48C	1.02	0.99	0.99
TMLX100C16MP11	CF/CM/CU48D	1.02	1.01	0.98
TMLX100C16MP11	CF42CBCA1	1.01	0.99	1.01
TMLX100C16MP11	CF48CBCA1	1.02	0.99	0.99
TMLX100C20MP11	CF/CM/CU36C	0.99	0.99	1.02
TMLX100C20MP11	CF/CM/CU42C	0.98	0.95	1.08
TMLX100C20MP11	CF/CM/CU48D	1.01	0.97	1.02
TMLX100C20MP11	CF42CBCA1	0.98	0.95	1.08
TMLX120C20MP11	CF/CM/CU36C	0.99	0.99	1.02
TMLX120C20MP11	CF/CM/CU42C	0.98	0.95	1.08
TMLX120C20MP11	CF/CM/CU48D	1.01	0.97	1.02
TMLX120C20MP11	CF42CBCA1	0.98	0.95	1.08
TP9C060B12MP13C	CF/CM/CU36B	0.99	0.94	1.07
TP9C060B12MP13C	CF36BBCA1	0.99	0.94	1.07
TP9C060B12MP13C	CF42B	0.99	0.95	1.05
TP9C080B12MP13C	CF/CM/CU36B	0.99	0.95	1.05
TP9C080B12MP13C	CF36BBCA1	0.99	0.95	1.05
TP9C080B12MP13C	CF42B	1.00	0.96	1.04
TP9C080C16MP13C	CF/CM/CU36C	0.99	0.97	1.05
TP9C080C16MP13C	CF/CM/CU42C	1.00	0.98	1.02
TP9C080C16MP13C	CF/CM/CU48C	1.01	0.99	1.01
TP9C080C16MP13C	CF/CM/CU48D	1.01	0.99	1.00
TP9C080C16MP13C	CF42CBCA1	1.00	0.98	1.02
TP9C080C16MP13C	CF48CBCA1	1.01	0.99	1.01
TP9C100C16MP13C	CF/CM/CU36C	1.00	0.97	1.04
TP9C100C16MP13C	CF/CM/CU42C	1.01	0.97	1.03
TP9C100C16MP13C	CF/CM/CU42D	1.01	0.97	1.03
TP9C100C16MP13C	CF/CM/CU48C	1.01	0.98	1.01
TP9C100C16MP13C	CF/CM/CU48D	1.02	0.98	1.01
TP9C100C16MP13C	CF42CBCA1	1.01	0.97	1.03
TP9C100C16MP13C	CF48CBCA1	1.01	0.98	1.01
TP9C100C20MP13C	CF/CM/CU36C	0.99	0.99	1.02
TP9C100C20MP13C	CF/CM/CU42C	0.99	1.00	1.01
TP9C100C20MP13C	CF/CM/CU42D	1.00	1.01	0.99
TP9C100C20MP13C	CF/CM/CU48C	1.00	1.01	0.99
TP9C100C20MP13C	CF/CM/CU48D	1.00	1.02	0.98
TP9C100C20MP13C	CF42CBCA1	0.99	1.00	1.01
TP9C100C20MP13C	CF48CBCA1	1.00	1.01	0.99
TP9C120D20MP13C	CF/CM/CU42D	1.00	1.00	1.00
TP9C120D20MP13C	CF/CM/CU48D	1.01	1.01	0.98
TPLC060A12MP13C	CF/CM/CU36B	0.99	0.95	1.05
TPLC060A12MP13C	CF/CM36A	1.01	0.95	1.06
TPLC060A12MP13C	CF36BBCA1	0.99	0.95	1.05

FURNACE MULTIPLIERS - 3 TON (Continued)

Furnaces	Coil	MBH	COP	KW
TPLC080B12MP13C	CF/CM/CU36B	1.02	0.96	1.06
TPLC080B12MP13C	CF/CM/CU36C	0.99	0.94	1.07
TPLC080B12MP13C	CF/CM/CU42C	0.99	0.96	1.05
TPLC080B12MP13C	CF42CBCA1	0.99	0.96	1.05
TPLC080C16MP13C	CF/CM/CU36C	1.00	0.98	1.02
TPLC080C16MP13C	CF/CM/CU42C	1.00	1.00	1.00
TPLC080C16MP13C	CF/CM/CU42D	1.01	1.01	0.99
TPLC080C16MP13C	CF/CM/CU48C	1.01	1.01	0.98
TPLC080C16MP13C	CF/CM/CU48D	1.01	1.02	0.97
TPLC080C16MP13C	CF42CBCA1	1.00	1.00	1.00
TPLC080C16MP13C	CF48CBCA1	1.01	1.01	0.98
TPLC100C16MP13C	CF/CM/CU36C	1.00	0.98	1.02
TPLC100C16MP13C	CF/CM/CU42C	1.00	1.00	1.00
TPLC100C16MP13C	CF/CM/CU42D	1.01	1.01	0.99
TPLC100C16MP13C	CF/CM/CU48C	1.01	1.01	0.98
TPLC100C16MP13C	CF/CM/CU48D	1.01	1.02	0.97
TPLC100C16MP13C	CF42CBCA1	1.00	1.00	1.00

FURNACE MULTIPLIERS - 3 TON (Continued)

Furnaces	Coil	MBH	COP	KW
TPLC100C16MP13C	CF48CBCA1	1.01	1.01	0.98
TPLC100C20MP13C	CF/CM/CU36C	1.00	1.01	0.99
TPLC100C20MP13C	CF/CM/CU42C	1.00	1.02	0.98
TPLC100C20MP13C	CF/CM/CU42D	1.01	1.02	0.97
TPLC100C20MP13C	CF/CM/CU48C	1.01	1.03	0.96
TPLC100C20MP13C	CF/CM/CU48D	1.01	1.03	0.96
TPLC100C20MP13C	CF42CBCA1	1.00	1.02	0.98
TPLC100C20MP13C	CF48CBCA1	1.01	1.03	0.96
TPLC120C20MP13C	CF/CM/CU36C	1.00	1.01	0.99
TPLC120C20MP13C	CF/CM/CU42C	1.00	1.02	0.98
TPLC120C20MP13C	CF/CM/CU42D	1.01	1.02	0.97
TPLC120C20MP13C	CF/CM/CU48C	1.01	1.03	0.96
TPLC120C20MP13C	CF/CM/CU48D	1.01	1.03	0.96
TPLC120C20MP13C	CF42CBCA1	1.00	1.02	0.98
TPLC120C20MP13C	CF48CBCA1	1.01	1.03	0.96

HEATING PERFORMANCE DATA - MEDIUM

CONDENSING UNIT MODEL NO		TH16B3622S								
AIR TEMP. ENTERING OUTDOOR UNIT (°F)	AIR TEMP. ENTERING INDOOR COIL (°F)	ID CFM								
		600			800			1000		
		MBH	COP	KW	MBH	COP	KW	MBH	COP	KW
60	60	26.7	3.78	2.07	28.1	4.16	1.98	29.4	4.57	1.89
	70	25.9	3.32	2.28	27.2	3.63	2.19	28.5	3.97	2.10
	80	25.0	2.95	2.48	26.3	3.22	2.39	27.5	3.52	2.29
47	60	23.0	3.52	1.92	24.1	3.77	1.87	25.1	4.04	1.82
	70	22.3	3.11	2.10	23.3	3.33	2.05	24.4	3.55	2.01
	80	21.6	2.79	2.27	22.6	2.98	2.23	23.6	3.17	2.18
40	60	21.1	3.32	1.86	22.1	3.53	1.84	23.1	3.74	1.81
	70	20.4	2.91	2.05	21.4	3.11	2.02	22.4	3.32	1.98
	80	19.6	2.59	2.22	20.7	2.78	2.18	21.7	2.98	2.13
30	60	18.6	3.06	1.78	19.4	3.20	1.77	20.1	3.35	1.76
	70	17.9	2.69	1.94	18.6	2.83	1.93	19.4	2.97	1.92
	80	17.1	2.41	2.08	17.9	2.54	2.07	18.7	2.66	2.06
17	60	16.1	2.84	1.66	16.6	2.93	1.66	17.1	3.03	1.65
	70	15.4	2.51	1.79	15.9	2.60	1.79	16.4	2.68	1.79
	80	14.6	2.25	1.90	15.2	2.33	1.90	15.7	2.41	1.91
10	60	13.6	2.64	1.51	13.9	2.71	1.50	14.10	2.77	1.49
	70	12.9	2.35	1.60	13.1	2.40	1.60	13.4	2.45	1.60
	80	12.1	2.12	1.67	12.4	2.16	1.68	12.7	2.20	1.69

NOTE: ALL CAPACITIES INCLUDE INDOOR FAN HEAT. KW VALUES ARE FOR THE SYSTEM (OUTDOOR + INDOOR).

Yellow shaded cells are AHRI High Heating conditions.

Orange shaded cells are AHRI Low Heating conditions.

Multipliers for determining the performance with other indoor sections.

HEATING PERFORMANCE DATA - LOW										
CONDENSING UNIT MODEL NO		TH16B3622S								
AIR TEMP. ENTERING OUTDOOR UNIT (°F)	AIR TEMP. ENTERING INDOOR COIL (°F)	ID CFM								
		600			800			1000		
		MBH	COP	KW	MBH	COP	KW	MBH	COP	KW
60	60	21.2	4.29	1.45	22.4	4.61	1.42	23.5	4.95	1.39
	70	20.5	3.74	1.61	21.6	4.01	1.58	22.8	4.29	1.55
	80	19.8	3.32	1.75	20.9	3.55	1.73	22.0	3.78	1.71
47	60	18.0	3.74	1.41	19.0	3.96	1.40	19.9	4.19	1.39
	70	17.4	3.30	1.54	18.3	3.47	1.54	19.2	3.64	1.54
	80	16.8	2.95	1.67	17.6	3.09	1.67	18.4	3.23	1.67
40	60	16.5	3.52	1.38	17.3	3.65	1.39	18.0	3.78	1.40
	70	15.9	3.08	1.51	16.6	3.19	1.52	17.3	3.30	1.53
	80	15.3	2.75	1.63	15.9	2.84	1.64	16.5	2.93	1.65
30	60	12.2	2.79	1.28	13.9	3.06	1.33	15.6	3.32	1.38
	70	12.7	2.59	1.43	13.8	2.77	1.46	15.0	2.93	1.50
	80	13.1	2.46	1.56	13.7	2.54	1.58	14.3	2.62	1.60
17	60	7.9	2.25	1.03	10.3	2.53	1.19	12.7	2.75	1.35
	70	9.4	2.24	1.23	10.9	2.41	1.33	12.4	2.55	1.43
	80	10.9	2.23	1.44	11.5	2.30	1.46	12.1	2.38	1.49
10	60	3.6	1.91	0.55	6.7	2.21	0.89	9.80	2.34	1.23
	70	6.1	1.97	0.91	8.0	2.14	1.10	9.9	2.25	1.28
	80	8.7	2.03	1.25	9.3	1.90	1.44	9.9	1.79	1.62

NOTE: ALL CAPACITIES INCLUDE INDOOR FAN HEAT. KW VALUES ARE FOR THE SYSTEM (OUTDOOR + INDOOR).

Yellow shaded cells are AHRI High Heating conditions.

Orange shaded cells are AHRI Low Heating conditions.

Multipliers for determining the performance with other indoor sections.

COIL MULTIPLIERS - 3 TON

Air Handler	Coil	MBH	COP	KW
AE36BX21	-	1.00	1.00	1.00
AE36CX21	-	0.98	0.98	1.04
AVC36BX21	-	1.00	0.99	1.01
AVC36CX21	-	1.00	1.00	1.00
AVC42CX21	-	0.98	0.99	1.03
AVC48CX21	-	0.99	1.01	1.00
AVC48DX21	-	1.00	1.02	0.98
ME12BN21	CF/CM36B	1.00	0.99	1.01
ME12BN21	CF36BBCA1	1.00	0.99	1.01
ME12BN21	CF42B	1.00	1.00	1.00
ME14DN21	CF/CM42D	1.01	1.00	0.99
ME14DN21	CF/CM48D	1.01	1.02	0.97
MVC12BN21	CF42B	1.01	1.00	0.99
MVC14DN21	CF/CM42D	1.00	1.01	0.99
MVC14DN21	CF/CM48D	1.02	1.03	0.95
MVC16CN21	CF/CM36C	1.01	1.01	0.98
MVC16CN21	CF/CM42C	1.02	1.01	0.97
MVC16CN21	CF42CBCA1	1.02	1.01	0.97
MVC20DN21	CF/CM42D	1.01	1.02	0.97
MVC20DN21	CF/CM48D	1.01	1.03	0.96

FURNACE MULTIPLIERS - 3 TON

Furnaces	Coil	MBH	COP	KW
TL8E060A12UH11	CF/CM/CU36B	1.01	0.98	1.03
TL8E060A12UH11	CF/CM36A	1.01	0.97	1.04
TL8E060A12UH11	CF42B	1.01	0.99	1.02
TL9E060B12UH11	CF/CM/CU36B	1.02	0.96	1.06
TL9E060B12UH11	CF/CM/CU36C	1.02	0.97	1.05

FURNACE MULTIPLIERS - 3 TON (Continued)

Furnaces	Coil	MBH	COP	KW
TL9E060B12UH11	CF/CM/CU42C	1.02	0.98	1.04
TL9E060B12UH11	CF/CM/CU48C	1.01	0.98	1.03
TL9E060B12UH11	CF42B	1.02	0.97	1.05
TL9E080C16UH11	CF/CM/CU36C	1.02	0.97	1.05
TL9E080C16UH11	CF/CM/CU42C	1.03	0.98	1.05
TL9E080C16UH11	CF/CM/CU48C	1.00	1.00	1.00
TL9E080C16UH11	CF/CM/CU48D	1.00	1.00	1.00
TL9E080C16UH11	CF/CM42D	1.01	1.00	1.01
TM8E040A12MP11	CF/CM/CU36B	1.01	0.99	1.02
TM8E040A12MP11	CF/CM36A	1.01	0.98	1.03
TM8E040A12MP11	CF42B	1.01	0.99	1.02
TM8E060A12MP11	CF/CM/CU36B	1.01	0.99	1.02
TM8E060A12MP11	CF/CM36A	1.01	0.97	1.04
TM8E060A12MP11	CF42B	1.03	0.96	1.07
TM8E080B12MP11	CF/CM/CU36B	1.01	0.98	1.03
TM8E080B12MP11	CF/CM/CU36C	1.01	0.99	1.02
TM8E080B12MP11	CF/CM/CU42C	1.01	0.99	1.02
TM8E080B12MP11	CF/CM/CU48C	1.00	0.99	1.01
TM8E080B12MP11	CF42B	1.01	0.99	1.02
TM8E080C16MP11	CF/CM/CU36C	1.00	0.99	1.01
TM8E080C16MP11	CF/CM/CU42C	1.00	1.00	1.00
TM8E080C16MP11	CF/CM/CU48C	1.00	1.01	0.99
TM8E080C16MP11	CF/CM/CU48D	1.00	1.01	0.99
TM8E080C16MP11	CF/CM42D	1.00	1.00	1.00
TM8E100B12MP11	CF/CM/CU36B	1.01	0.98	1.03
TM8E100B12MP11	CF/CM/CU36C	1.01	0.98	1.03
TM8E100B12MP11	CF/CM/CU42C	1.01	0.99	1.02
TM8E100B12MP11	CF/CM/CU48C	1.01	0.99	1.02

FURNACE MULTIPLIERS - 3 TON (Continued)

Furnaces	Coil	MBH	COP	KW
TM9E080B12MP12	CF/CM/CU36B	1.01	0.98	1.03
TM9E080B12MP12	CF/CM/CU36C	1.01	0.98	1.03
TM9E080B12MP12	CF/CM/CU42C	1.01	0.99	1.02
TM9E080B12MP12	CF/CM/CU48C	1.01	0.99	1.02
TM9E080B12MP12	CF42B	1.01	0.98	1.03
TM9E080C16MP11	CF/CM/CU36C	0.97	0.96	1.07
TM9E080C16MP11	CF/CM/CU42C	0.97	0.99	1.04
TM9E080C16MP11	CF/CM/CU42D	0.97	0.97	1.06
TM9E080C16MP11	CF/CM/CU48C	0.98	0.96	1.06
TM9E080C16MP11	CF/CM/CU48D	0.97	0.96	1.07
TM9E080C16MP11	CF42CBCA1	0.97	0.99	1.04
TM9E080C16MP11	CF48CBCA1	0.98	0.96	1.06
TM9E080C16MP12	CF/CM/CU36C	1.01	0.99	1.02
TM9E080C16MP12	CF/CM/CU42C	1.01	0.99	1.02
TM9E080C16MP12	CF/CM/CU48C	1.00	1.00	1.00
TM9E080C16MP12	CF/CM/CU48D	1.00	1.00	1.00
TM9E080C16MP12	CF/CM42D	1.01	1.00	1.01
TM9E100C16MP11	CF/CM/CU36C	1.00	0.99	1.01
TM9E100C16MP11	CF/CM/CU42C	1.00	1.00	1.00
TM9E100C16MP11	CF/CM/CU42D	1.00	1.00	1.00
TM9E100C16MP11	CF/CM/CU48C	1.01	1.01	0.98
TM9E100C16MP11	CF/CM/CU48D	1.01	1.01	0.98
TM9E100C16MP11	CF42CBCA1	1.00	1.00	1.00
TM9E100C16MP11	CF48CBCA1	1.01	1.01	0.98
TM9E100C16MP12	CF/CM/CU36C	1.02	0.96	1.06
TM9E100C16MP12	CF/CM/CU42C	1.00	1.00	1.00
TM9E100C16MP12	CF/CM/CU48C	1.00	1.00	1.00
TM9E100C16MP12	CF/CM/CU48D	1.02	0.99	1.03
TM9E100C16MP12	CF/CM42D	1.02	0.99	1.03
TM9E100C20MP11	CF/CM/CU36C	0.99	0.99	1.02
TM9E100C20MP11	CF/CM/CU42C	0.99	0.99	1.02
TM9E100C20MP11	CF/CM/CU42D	0.99	0.99	1.02
TM9E100C20MP11	CF/CM/CU48C	0.99	1.00	1.01
TM9E100C20MP11	CF/CM/CU48D	0.99	1.00	1.01
TM9E100C20MP11	CF42CBCA1	0.99	0.99	1.02
TM9E100C20MP11	CF48CBCA1	0.99	1.00	1.01
TM9E120D20MP11	CF/CM/CU42D	0.99	1.01	1.00
TM9V060B12MP12C	CF/CM/CU36B	0.99	0.97	1.04
TM9V060B12MP12C	CF36BBCA1	0.99	0.97	1.04
TM9V060B12MP12C	CF42B	0.99	0.97	1.04
TM9V080B12MP12C	CF/CM/CU36B	1.00	0.99	1.01
TM9V080B12MP12C	CF36BBCA1	1.00	0.99	1.01
TM9V080B12MP12C	CF42B	1.00	0.99	1.01
TM9V080C16MP12C	CF/CM/CU36C	1.00	0.99	1.01
TM9V080C16MP12C	CF/CM/CU42C	1.00	0.99	1.01
TM9V080C16MP12C	CF/CM/CU48C	1.01	1.00	0.99
TM9V080C16MP12C	CF/CM/CU48D	1.01	1.00	0.99
TM9V080C16MP12C	CF42CBCA1	1.00	0.99	1.01
TM9V080C16MP12C	CF48CBCA1	1.01	1.00	0.99
TM9V100C16MP12C	CF/CM/CU36C	1.01	1.00	0.99
TM9V100C16MP12C	CF/CM/CU42C	1.02	1.00	0.98
TM9V100C16MP12C	CF/CM/CU42D	1.02	1.01	0.97
TM9V100C16MP12C	CF/CM/CU48C	1.02	1.01	0.97
TM9V100C16MP12C	CF/CM/CU48D	1.02	1.01	0.97
TM9V100C16MP12C	CF42CBCA1	1.02	1.00	0.98
TM9V100C16MP12C	CF48CBCA1	1.02	1.01	0.97

FURNACE MULTIPLIERS - 3 TON (Continued)

Furnaces	Coil	MBH	COP	KW
TM9V100C20MP12C	CF/CM/CU36C	0.99	0.99	1.02
TM9V100C20MP12C	CF/CM/CU42C	0.99	0.99	1.02
TM9V100C20MP12C	CF/CM/CU42D	0.99	1.00	1.01
TM9V100C20MP12C	CF/CM/CU48C	0.99	1.00	1.01
TM9V100C20MP12C	CF/CM/CU48D	0.99	1.00	1.01
TM9V100C20MP12C	CF42CBCA1	0.99	0.99	1.02
TM9V100C20MP12C	CF48CBCA1	0.99	1.00	1.01
TM9V120D20MP12C	CF/CM/CU42D	1.01	1.01	0.98
TM9V120D20MP12C	CF/CM/CU48D	1.01	1.01	0.98
TM9Y060B12MP11	CF/CM/CU36B	0.98	0.99	1.03
TM9Y060B12MP11	CF36BBCA1	0.98	0.99	1.03
TM9Y060B12MP11	CF42B	0.98	0.99	1.03
TM9Y080B12MP11	CF/CM/CU36B	1.00	0.99	1.01
TM9Y080B12MP11	CF36BBCA1	1.00	0.99	1.01
TM9Y080B12MP11	CF42B	1.01	0.99	1.00
TM9Y080C16MP11	CF/CM/CU36C	0.97	0.96	1.07
TM9Y080C16MP11	CF/CM/CU42C	0.97	0.99	1.04
TM9Y080C16MP11	CF/CM/CU42D	0.97	0.97	1.06
TM9Y080C16MP11	CF/CM/CU48C	0.98	0.96	1.06
TM9Y080C16MP11	CF/CM/CU48D	0.97	0.96	1.07
TM9Y080C16MP11	CF42CBCA1	0.97	0.99	1.04
TM9Y080C16MP11	CF48CBCA1	0.98	0.96	1.06
TM9Y100C16MP11	CF/CM/CU36C	1.00	0.99	1.01
TM9Y100C16MP11	CF/CM/CU42C	1.00	1.00	1.00
TM9Y100C16MP11	CF/CM/CU42D	1.00	1.00	1.00
TM9Y100C16MP11	CF/CM/CU48C	1.01	1.01	0.98
TM9Y100C16MP11	CF/CM/CU48D	1.01	1.01	0.98
TM9Y100C16MP11	CF42CBCA1	1.00	1.00	1.00
TM9Y100C16MP11	CF48CBCA1	1.01	1.01	0.98
TM9Y100C20MP11	CF/CM/CU36C	0.99	0.99	1.02
TM9Y100C20MP11	CF/CM/CU42C	0.99	0.99	1.02
TM9Y100C20MP11	CF/CM/CU42D	0.99	0.99	1.02
TM9Y100C20MP11	CF/CM/CU48C	0.99	1.00	1.01
TM9Y100C20MP11	CF/CM/CU48D	0.99	1.00	1.01
TM9Y100C20MP11	CF42CBCA1	0.99	0.99	1.02
TM9Y100C20MP11	CF48CBCA1	0.99	1.00	1.01
TM9Y120D20MP11	CF/CM/CU42D	0.99	1.01	1.00
TMLV060A12MP12C	CF/CM/CU36B	1.00	0.98	1.02
TMLV060A12MP12C	CF/CM36A	1.01	0.97	1.04
TMLV060A12MP12C	CF36BBCA1	1.00	0.98	1.02
TMLV080B12MP12C	CF/CM/CU36B	1.03	0.96	1.07
TMLV080B12MP12C	CF/CM/CU36C	0.99	0.97	1.04
TMLV080B12MP12C	CF/CM/CU42C	0.99	0.98	1.03
TMLV080B12MP12C	CF42CBCA1	0.99	0.98	1.03
TMLV080C16MP12C	CF/CM/CU36C	1.00	0.99	1.01
TMLV080C16MP12C	CF/CM/CU42C	1.00	1.00	1.00
TMLV080C16MP12C	CF/CM/CU42D	1.00	1.00	1.00
TMLV080C16MP12C	CF/CM/CU48C	1.00	1.00	1.00
TMLV080C16MP12C	CF/CM/CU48D	1.00	1.01	0.99
TMLV080C16MP12C	CF42CBCA1	1.00	1.00	1.00
TMLV080C16MP12C	CF48CBCA1	1.00	1.00	1.00
TMLV100C16MP12C	CF/CM/CU36C	1.00	0.99	1.01
TMLV100C16MP12C	CF/CM/CU42C	1.00	1.00	1.00
TMLV100C16MP12C	CF/CM/CU42D	1.00	1.00	1.00
TMLV100C16MP12C	CF/CM/CU48C	1.00	1.00	1.00
TMLV100C16MP12C	CF/CM/CU48D	1.00	1.01	0.99

FURNACE MULTIPLIERS - 3 TON (Continued)

Furnaces	Coil	MBH	COP	KW
TMLV100C16MP12C	CF42CBCA1	1.00	1.00	1.00
TMLV100C16MP12C	CF48CBCA1	1.00	1.00	1.00
TMLV100C20MP12C	CF/CM/CU36C	0.99	0.99	1.02
TMLV100C20MP12C	CF/CM/CU42C	0.99	1.00	1.01
TMLV100C20MP12C	CF/CM/CU42D	0.99	1.00	1.01
TMLV100C20MP12C	CF/CM/CU48C	1.00	1.01	0.99
TMLV100C20MP12C	CF/CM/CU48D	0.99	1.01	1.00
TMLV100C20MP12C	CF42CBCA1	0.99	1.00	1.01
TMLV100C20MP12C	CF48CBCA1	1.00	1.01	0.99
TMLV120C20MP12C	CF/CM/CU36C	0.99	0.99	1.02
TMLV120C20MP12C	CF/CM/CU42C	0.99	1.00	1.01
TMLV120C20MP12C	CF/CM/CU42D	0.99	1.00	1.01
TMLV120C20MP12C	CF/CM/CU48C	1.00	1.01	0.99
TMLV120C20MP12C	CF/CM/CU48D	0.99	1.01	1.00
TMLV120C20MP12C	CF42CBCA1	0.99	1.00	1.01
TMLV120C20MP12C	CF48CBCA1	1.00	1.01	0.99
TMLX060A12MP11	CF/CM36A	1.00	0.97	1.03
TMLX080B12MP11	CF/CM/CU36B	1.01	1.00	0.99
TMLX080B12MP11	CF36BBCA1	1.01	1.00	0.99
TMLX080B12MP11	CF42B	1.00	1.00	1.00
TMLX080C16MP11	CF/CM/CU36C	1.01	0.99	1.00
TMLX080C16MP11	CF/CM/CU42C	1.01	1.00	0.99
TMLX080C16MP11	CF/CM/CU42D	1.01	1.01	0.98
TMLX080C16MP11	CF/CM/CU48C	1.01	1.01	0.98
TMLX080C16MP11	CF/CM/CU48D	1.01	1.01	0.98
TMLX080C16MP11	CF42CBCA1	1.01	1.00	0.99
TMLX080C16MP11	CF48CBCA1	1.01	1.01	0.98
TMLX100C16MP11	CF/CM/CU36C	1.01	0.99	1.00
TMLX100C16MP11	CF/CM/CU42C	1.01	1.00	0.99
TMLX100C16MP11	CF/CM/CU42D	1.01	1.01	0.98
TMLX100C16MP11	CF/CM/CU48C	1.01	1.01	0.98
TMLX100C16MP11	CF/CM/CU48D	1.01	1.01	0.98
TMLX100C16MP11	CF42CBCA1	1.01	1.00	0.99
TMLX100C16MP11	CF48CBCA1	1.01	1.01	0.98
TMLX100C20MP11	CF/CM/CU36C	0.99	0.98	1.03
TMLX100C20MP11	CF/CM/CU42C	0.96	0.94	1.11
TMLX100C20MP11	CF/CM/CU48D	1.00	0.99	1.01
TMLX100C20MP11	CF42CBCA1	0.96	0.94	1.11
TMLX120C20MP11	CF/CM/CU36C	0.99	0.98	1.03
TMLX120C20MP11	CF/CM/CU42C	0.96	0.94	1.11
TMLX120C20MP11	CF/CM/CU48D	1.00	0.99	1.01
TMLX120C20MP11	CF42CBCA1	0.96	0.94	1.11
TP9C060B12MP13C	CF/CM/CU36B	0.99	0.97	1.04
TP9C060B12MP13C	CF36BBCA1	0.99	0.97	1.04
TP9C060B12MP13C	CF42B	0.99	0.97	1.04
TP9C080B12MP13C	CF/CM/CU36B	1.00	0.99	1.01
TP9C080B12MP13C	CF36BBCA1	1.00	0.99	1.01
TP9C080B12MP13C	CF42B	1.00	0.99	1.01
TP9C080C16MP13C	CF/CM/CU36C	1.00	0.99	1.01
TP9C080C16MP13C	CF/CM/CU42C	1.00	0.99	1.01
TP9C080C16MP13C	CF/CM/CU48C	1.01	1.00	0.99
TP9C080C16MP13C	CF/CM/CU48D	1.01	1.00	0.99
TP9C080C16MP13C	CF42CBCA1	1.00	0.99	1.01
TP9C080C16MP13C	CF48CBCA1	1.01	1.00	0.99

FURNACE MULTIPLIERS - 3 TON (Continued)

Furnaces	Coil	MBH	COP	KW
TP9C100C16MP13C	CF/CM/CU36C	1.01	1.00	0.99
TP9C100C16MP13C	CF/CM/CU42C	1.02	1.00	0.98
TP9C100C16MP13C	CF/CM/CU42D	1.02	1.01	0.97
TP9C100C16MP13C	CF/CM/CU48C	1.02	1.01	0.97
TP9C100C16MP13C	CF/CM/CU48D	1.02	1.01	0.97
TP9C100C16MP13C	CF42CBCA1	1.02	1.00	0.98
TP9C100C16MP13C	CF48CBCA1	1.02	1.01	0.97
TP9C100C20MP13C	CF/CM/CU36C	0.99	0.99	1.02
TP9C100C20MP13C	CF/CM/CU42C	0.99	0.99	1.02
TP9C100C20MP13C	CF/CM/CU42D	0.99	1.00	1.01
TP9C100C20MP13C	CF/CM/CU48C	0.99	1.00	1.01
TP9C100C20MP13C	CF/CM/CU48D	0.99	1.00	1.01
TP9C100C20MP13C	CF42CBCA1	0.99	0.99	1.02
TP9C100C20MP13C	CF48CBCA1	0.99	1.00	1.01
TP9C120D20MP13C	CF/CM/CU42D	1.01	1.01	0.98
TP9C120D20MP13C	CF/CM/CU48D	1.01	1.01	0.98
TPLC060A12MP13C	CF/CM/CU36B	1.00	0.98	1.02
TPLC060A12MP13C	CF/CM36A	1.01	0.97	1.04
TPLC060A12MP13C	CF36BBCA1	1.00	0.98	1.02
TPLC080B12MP13C	CF/CM/CU36B	1.03	0.96	1.07
TPLC080B12MP13C	CF/CM/CU36C	0.99	0.97	1.04
TPLC080B12MP13C	CF/CM/CU42C	0.99	0.98	1.03
TPLC080B12MP13C	CF42CBCA1	0.99	0.98	1.03
TPLC080C16MP13C	CF/CM/CU36C	1.00	0.99	1.01
TPLC080C16MP13C	CF/CM/CU42C	1.00	1.00	1.00
TPLC080C16MP13C	CF/CM/CU42D	1.00	1.00	1.00
TPLC080C16MP13C	CF/CM/CU48C	1.00	1.00	1.00
TPLC080C16MP13C	CF/CM/CU48D	1.00	1.01	0.99
TPLC080C16MP13C	CF42CBCA1	1.00	1.00	1.00
TPLC080C16MP13C	CF48CBCA1	1.00	1.00	1.00
TPLC100C16MP13C	CF/CM/CU36C	1.00	0.99	1.01
TPLC100C16MP13C	CF/CM/CU42C	1.00	1.00	1.00
TPLC100C16MP13C	CF/CM/CU42D	1.00	1.00	1.00
TPLC100C16MP13C	CF/CM/CU48C	1.00	1.00	1.00
TPLC100C16MP13C	CF/CM/CU48D	1.00	1.01	0.99
TPLC100C16MP13C	CF42CBCA1	1.00	1.00	1.00
TPLC100C16MP13C	CF48CBCA1	1.00	1.00	1.00
TPLC100C20MP13C	CF/CM/CU36C	0.99	0.99	1.02
TPLC100C20MP13C	CF/CM/CU42C	0.99	1.00	1.01
TPLC100C20MP13C	CF/CM/CU42D	0.99	1.00	1.01
TPLC100C20MP13C	CF/CM/CU48C	1.00	1.01	0.99
TPLC100C20MP13C	CF/CM/CU48D	0.99	1.01	1.00
TPLC100C20MP13C	CF42CBCA1	0.99	1.00	1.01
TPLC100C20MP13C	CF48CBCA1	1.00	1.01	0.99
TPLC120C20MP13C	CF/CM/CU36C	0.99	0.99	1.02
TPLC120C20MP13C	CF/CM/CU42C	0.99	1.00	1.01
TPLC120C20MP13C	CF/CM/CU42D	0.99	1.00	1.01
TPLC120C20MP13C	CF/CM/CU48C	1.00	1.01	0.99
TPLC120C20MP13C	CF/CM/CU48D	0.99	1.01	1.00
TPLC120C20MP13C	CF42CBCA1	0.99	1.00	1.01
TPLC120C20MP13C	CF48CBCA1	1.00	1.01	0.99

PERFORMANCE DATA - 4 TON

CONDENSER-ONLY DATA (OUTDOOR UNIT)														
MODEL	SATURATED SUCTION @ COMPRESSOR		Outdoor Ambient Temperature											
			65 °F		75 °F		85 °F		95 °F		105 °F		115 °F	
	T (°F)	P (PSIG)	MBH	KW	MBH	KW	MBH	KW	MBH	KW	MBH	KW	MBH	KW
TH16B4821S	35	107	19.6	1.41	18.7	1.59	17.9	1.76	17.0	1.94	16.2	2.11	15.4	2.29
	40	119	25.6	1.38	24.1	1.57	22.6	1.76	21.1	1.95	19.6	2.14	18.1	2.33
	45	130	31.5	1.36	29.4	1.56	27.3	1.76	25.2	1.96	23.1	2.17	20.9	2.37
	50	143	37.5	1.33	34.8	1.54	32.0	1.76	29.2	1.98	26.5	2.19	23.7	2.41
	55	156	43.5	1.30	40.1	1.53	36.7	1.76	33.3	1.99	29.9	2.22	26.5	2.45

Notes:

- For Outdoor Unit (Condenser) performance only. Data does not include the effects of air handler power or heat.
- Performance based on 15°F subcooling and 15°F superheat at the Outdoor Unit base valves.
 - Increase capacity by 1% for each 2°F increase in subcooling.
 - Decrease capacity by 1% for each 2°F decrease in subcooling.
- Maximum recommended condensing temperature is 140°F.

COOLING PERFORMANCE DATA - HIGH																	
AIR CONDITIONER MODEL NO.		TH16B4821S															
AIR TEMP. ENTERING OUTDOOR UNIT (°F)	IDCFM	1200					1400					1600					
		ID DB (°F)	80	80	75	80	80	80	80	75	80	80	80	80	75	80	80
		ID WB (°F)	57	62	62	67	72	57	62	62	67	72	57	62	62	67	72
55	T.C.	44.3	49.3	49.6	54.5	58.3	46.1	50.6	50.85	55.7	58.75	47.9	51.9	52.1	56.9	59.2	
	S.C.	42.8	38.5	33	32.5	26.0	45.25	41.5	35.15	34.6	26.85	47.7	44.5	37.3	36.7	27.7	
	KW	3.13	3.14	3.13	3.15	3.13	3.20	3.22	3.21	3.22	3.21	3.27	3.29	3.29	3.30	3.28	
65	T.C.	43.1	48.7	47.9	52.5	57.1	44.9	48.7	49.0	53.7	57.8	46.7	48.7	50.2	54.9	58.5	
	S.C.	42.1	40.8	32.3	31.7	25.4	44.2	40.8	34.4	33.9	26.5	46.4	40.8	36.6	36.0	27.6	
	KW	3.46	3.58	3.48	3.52	3.52	3.54	3.57	3.56	3.60	3.60	3.62	3.57	3.64	3.67	3.67	
75	T.C.	41.8	48.1	46.2	50.4	55.9	43.7	46.8	47.2	51.7	56.9	45.5	45.5	48.2	52.9	57.8	
	S.C.	41.3	43.0	31.5	30.9	24.8	43.2	40.0	33.7	33.1	26.2	45.0	37.0	35.9	35.3	27.5	
	KW	3.79	4.01	3.83	3.88	3.91	3.88	3.93	3.91	3.97	3.98	3.97	3.85	3.99	4.05	4.06	
85	T.C.	39.7	44.7	44.0	48.2	53.4	41.7	44.5	45.0	49.3	54.3	43.7	44.3	45.9	50.5	55.2	
	S.C.	39.4	38.9	30.6	30.1	24.0	41.3	38.8	32.8	32.2	25.3	43.3	38.7	34.9	34.4	26.6	
	KW	4.19	4.33	4.22	4.30	4.33	4.29	4.33	4.31	4.38	4.41	4.39	4.33	4.40	4.47	4.50	
95	T.C.	37.5	41.2	41.8	45.9	50.8	39.7	42.1	42.7	47.0	51.7	41.8	43.0	43.6	48.0	52.5	
	S.C.	37.5	34.8	29.7	29.2	23.1	39.5	37.6	31.8	31.4	24.4	41.5	40.4	33.9	33.5	25.7	
	KW	4.58	4.64	4.61	4.71	4.75	4.69	4.73	4.71	4.80	4.84	4.80	4.82	4.80	4.89	4.93	
105	T.C.	33.4	36.2	36.1	39.4	44.0	35.0	36.9	36.8	40.3	44.6	36.7	37.7	37.5	41.2	45.3	
	S.C.	33.4	31.9	27.2	26.8	20.8	34.9	34.0	29.1	28.9	22.1	36.3	36.0	30.9	31.0	23.4	
	KW	4.41	4.46	4.39	4.46	4.50	4.49	4.53	4.47	4.55	4.58	4.57	4.60	4.56	4.63	4.67	
115	T.C.	29.5	31.3	30.5	33.2	37.3	30.6	31.9	31.0	33.9	37.8	31.7	32.6	31.5	34.5	38.3	
	S.C.	29.4	29.2	24.8	24.5	18.6	30.4	30.5	26.4	26.5	19.8	31.3	31.8	28.0	28.5	21.1	
	KW	4.25	4.28	4.18	4.22	4.25	4.29	4.33	4.25	4.30	4.33	4.34	4.39	4.32	4.38	4.41	
125	T.C.	25.5	26.4	24.9	26.9	30.7	26.1	27.0	25.3	27.4	31.0	26.7	27.5	25.6	27.9	31.3	
	S.C.	25.4	26.4	22.4	22.2	16.4	25.9	27.0	23.8	24.2	17.6	26.3	27.5	25.1	26.1	18.8	
	KW	4.08	4.10	3.96	3.98	4.00	4.10	4.14	4.03	4.06	4.08	4.11	4.17	4.09	4.13	4.15	

NOTE: ALL CAPACITIES INCLUDE INDOOR FAN HEAT. KW VALUES ARE FOR THE SYSTEM (OUTDOOR + INDOOR).

Green shaded cells are ACCA (TVA) conditions.

Blue shaded cells are AHRI conditions.

Multipliers for determining the performance with other indoor sections.

NOTE: For dry bulb temperatures different than those listed (between 73-87 °F), sensible capacity increases by 1060 BTUH per 1000 CFM per degree above the listed temperature and decreases by 1060 BTUH per 1000 CFM per degree below the listed temperature.

COIL MULTIPLIERS - 4 TON

Air Handler	Coil	T.C.	S.C.	KW
AE48CBC21	-	1.00	1.00	1.00
AE48CX21	-	1.00	1.00	1.00
AE48DBC21	-	1.00	1.12	1.05
AE48DX21	-	1.00	1.12	1.05
AVC48CX21	-	0.99	1.05	1.04
AVC48DX21	-	1.01	1.12	1.03
AVC60CX21	-	1.00	1.06	1.05
AVC60DX21	-	1.02	1.12	1.04
ME14DN21	CF/CM64D	1.02	1.11	1.04
MVC14DN21	CF/CM48D	1.02	1.14	1.04
MVC16CN21	CF/CM48C	1.01	1.11	1.03
MVC16CN21	CF/CM60C	1.02	1.12	1.04
MVC16CN21	CF48CBCA1	1.01	1.11	1.03
MVC20DN21	CF/CM48D	0.99	1.08	1.04
MVC20DN21	CF/CM60D	1.02	1.11	1.02
MVC20DN21	CF/CM64D	1.02	1.17	1.02

FURNACE MULTIPLIERS - 4 TON

Furnaces	Coil	T.C.	S.C.	KW
TL8E080C16UH11	CF/CM/CU48C	1.00	1.10	1.05
TL8E080C16UH11	CF/CM/CU48D	1.00	1.10	1.05
TL8E080C16UH11	CF/CM/CU60C	1.00	1.13	1.10
TL8E080C16UH11	CF/CM/CU60D	1.00	1.09	1.07
TL8E080C16UH11	CF/CM64D	1.02	1.12	1.07
TL8E100C20UH11	CF/CM/CU48C	1.01	1.11	1.06
TL8E100C20UH11	CF/CM/CU48D	0.99	1.10	1.06
TL8E100C20UH11	CF/CM/CU60C	1.01	1.18	1.09
TL8E100C20UH11	CF/CM/CU60D	1.01	1.18	1.09
TL8E100C20UH11	CF/CM64D	1.02	1.12	1.04
TL9E080C16UH11	CF/CM/CU48C	1.00	1.10	1.07
TL9E080C16UH11	CF/CM/CU48D	1.00	1.10	1.07
TL9E080C16UH11	CF/CM/CU60C	0.99	1.08	1.06
TL9E080C16UH11	CF/CM/CU60D	1.00	1.10	1.07
TL9E080C16UH11	CF/CM64D	1.02	1.12	1.07
TL9E100C20UH11	CF/CM/CU48C	1.00	1.10	1.05
TL9E100C20UH11	CF/CM/CU48D	0.99	1.10	1.09
TL9E100C20UH11	CF/CM/CU60C	1.01	1.18	1.09
TL9E100C20UH11	CF/CM/CU60D	1.01	1.18	1.09
TL9E100C20UH11	CF/CM64D	1.02	1.18	1.07
TM8E080B12MP11	CF/CM/CU48C	0.97	1.01	1.04
TM8E080B12MP11	CF/CM/CU60C	0.98	1.06	1.08
TM8E080C16MP11	CF/CM/CU48C	0.98	1.08	1.08
TM8E080C16MP11	CF/CM/CU48D	0.99	1.05	1.04
TM8E080C16MP11	CF/CM/CU60D	1.01	1.18	1.09
TM8E080C16MP11	CF/CM64D	1.02	1.17	1.07
TM8E080C20MP11	CF/CM/CU60C	1.01	1.14	1.09
TM8E080C20MP11	CF/CM/CU60D	1.02	1.23	1.10
TM8E100B12MP11	CF/CM/CU48C	0.98	1.03	1.05
TM8E100B12MP11	CF/CM/CU60C	0.97	1.02	1.04
TM8E100C16MP11	CF/CM/CU48C	1.00	1.07	1.05
TM8E100C16MP11	CF/CM/CU48D	1.00	1.07	1.05
TM8E100C16MP11	CF/CM/CU60C	0.98	1.04	1.02
TM8E100C16MP11	CF/CM/CU60D	1.01	1.18	1.09
TM8E100C16MP11	CF/CM64D	1.02	1.17	1.07
TM8E100C20MP11	CF/CM/CU60C	1.00	1.12	1.07

FURNACE MULTIPLIERS - 4 TON (Continued)

Furnaces	Coil	T.C.	S.C.	KW
TM8E100C20MP11	CF/CM/CU60D	1.01	1.14	1.06
TM8E120C16MP11	CF/CM/CU48C	1.00	1.07	1.05
TM8E120C16MP11	CF/CM/CU48D	1.00	1.07	1.05
TM8E120C16MP11	CF/CM/CU60D	1.01	1.18	1.09
TM8E120C16MP11	CF/CM64D	1.02	1.17	1.07
TM8E120C20MP11	CF/CM/CU60C	1.01	1.13	1.06
TM8E120C20MP11	CF/CM/CU60D	1.01	1.14	1.06
TM8E130D20MP11	CF/CM/CU60D	1.01	1.17	1.09
TM8V080B12MP12C	CF/CM/CU48C	0.97	1.01	1.07
TM8V080B12MP12C	CF/CM/CU60C	0.98	1.01	1.08
TM8V080B12MP12C	CF48CBCA1	0.97	1.01	1.07
TM8V080C16MP12C	CF/CM/CU48C	0.98	1.04	1.02
TM8V080C16MP12C	CF/CM/CU48D	0.99	1.05	1.04
TM8V080C16MP12C	CF/CM/CU60C	1.00	1.06	1.05
TM8V080C16MP12C	CF/CM/CU60D	1.00	1.06	1.05
TM8V080C16MP12C	CF/CM64D	1.01	1.07	1.03
TM8V080C16MP12C	CF48CBCA1	0.98	1.04	1.02
TM8V100C16MP12C	CF/CM/CU48C	0.98	1.04	1.02
TM8V100C16MP12C	CF/CM/CU48D	0.99	1.05	1.04
TM8V100C16MP12C	CF/CM/CU60C	1.00	1.06	1.05
TM8V100C16MP12C	CF/CM/CU60D	1.00	1.06	1.05
TM8V100C16MP12C	CF/CM64D	1.01	1.07	1.03
TM8V100C16MP12C	CF48CBCA1	0.98	1.04	1.02
TM8V100C20MP12C	CF/CM/CU48C	0.99	1.07	1.04
TM8V100C20MP12C	CF/CM/CU48D	1.00	1.09	1.05
TM8V100C20MP12C	CF/CM/CU60C	1.01	1.09	1.03
TM8V100C20MP12C	CF/CM/CU60D	1.01	1.09	1.03
TM8V100C20MP12C	CF/CM64D	1.01	1.05	1.03
TM8V100C20MP12C	CF48CBCA1	0.99	1.07	1.04
TM8V120C20MP12C	CF/CM/CU48C	0.99	1.07	1.04
TM8V120C20MP12C	CF/CM/CU48D	1.00	1.09	1.05
TM8V120C20MP12C	CF/CM/CU60C	1.01	1.09	1.03
TM8V120C20MP12C	CF/CM/CU60D	1.01	1.09	1.03
TM8V120C20MP12C	CF/CM64D	1.01	1.05	1.03
TM8V120C20MP12C	CF48CBCA1	0.99	1.07	1.04
TM8X080C16MP11	CF/CM/CU48C	0.98	1.07	1.08
TM8X080C16MP11	CF/CM/CU48D	0.98	1.07	1.08
TM8X080C16MP11	CF/CM/CU60C	1.01	1.10	1.06
TM8X080C16MP11	CF/CM/CU60D	1.01	1.11	1.06
TM8X080C16MP11	CF/CM64D	1.02	1.11	1.07
TM8X080C16MP11	CF48CBCA1	0.98	1.07	1.08
TM8X100C16MP11	CF/CM/CU48C	0.98	1.07	1.08
TM8X100C16MP11	CF/CM/CU48D	0.98	1.07	1.08
TM8X100C16MP11	CF/CM/CU60C	1.01	1.10	1.06
TM8X100C16MP11	CF/CM/CU60D	1.01	1.11	1.06
TM8X100C16MP11	CF/CM64D	1.02	1.11	1.07
TM8X100C16MP11	CF48CBCA1	0.98	1.07	1.08
TM8X100C20MP11	CF/CM/CU48C	1.00	1.09	1.05
TM8X100C20MP11	CF/CM/CU48D	0.99	1.09	1.06
TM8X100C20MP11	CF/CM/CU60C	1.01	1.10	1.06
TM8X100C20MP11	CF/CM/CU60D	1.02	1.18	1.07
TM8X100C20MP11	CF/CM64D	1.02	1.11	1.07
TM8X100C20MP11	CF48CBCA1	1.00	1.09	1.05
TM8X120C20MP11	CF/CM/CU48C	1.00	1.09	1.05
TM8X120C20MP11	CF/CM/CU48D	0.99	1.09	1.06
TM8X120C20MP11	CF/CM/CU60C	1.01	1.10	1.06

FURNACE MULTIPLIERS - 4 TON (Continued)

Furnaces	Coil	T.C.	S.C.	KW
TM8X120C20MP11	CF/CM/CU60D	1.02	1.18	1.07
TM8X120C20MP11	CF/CM64D	1.02	1.11	1.07
TM8X120C20MP11	CF48CBCA1	1.00	1.09	1.05
TM8Y080C16MP11	CF/CM/CU48C	0.98	1.07	1.08
TM8Y080C16MP11	CF/CM/CU48D	0.98	1.07	1.08
TM8Y080C16MP11	CF/CM/CU60C	1.01	1.10	1.06
TM8Y080C16MP11	CF/CM/CU60D	1.01	1.11	1.06
TM8Y080C16MP11	CF/CM64D	1.02	1.11	1.07
TM8Y080C16MP11	CF48CBCA1	0.98	1.07	1.08
TM8Y100C16MP11	CF/CM/CU48C	0.98	1.07	1.08
TM8Y100C16MP11	CF/CM/CU48D	0.98	1.07	1.08
TM8Y100C16MP11	CF/CM/CU60C	1.01	1.10	1.06
TM8Y100C16MP11	CF/CM/CU60D	1.01	1.11	1.06
TM8Y100C16MP11	CF/CM64D	1.02	1.11	1.07
TM8Y100C16MP11	CF48CBCA1	0.98	1.07	1.08
TM8Y100C20MP11	CF/CM/CU48C	1.00	1.09	1.05
TM8Y100C20MP11	CF/CM/CU48D	0.99	1.09	1.06
TM8Y100C20MP11	CF/CM/CU60C	1.01	1.10	1.06
TM8Y100C20MP11	CF/CM/CU60D	1.02	1.18	1.07
TM8Y100C20MP11	CF/CM64D	1.02	1.11	1.07
TM8Y100C20MP11	CF48CBCA1	1.00	1.09	1.05
TM8Y120C20MP11	CF/CM/CU48C	1.00	1.09	1.05
TM8Y120C20MP11	CF/CM/CU48D	0.99	1.09	1.06
TM8Y120C20MP11	CF/CM/CU60C	1.01	1.10	1.06
TM8Y120C20MP11	CF/CM/CU60D	1.02	1.18	1.07
TM8Y120C20MP11	CF/CM64D	1.02	1.11	1.07
TM8Y120C20MP11	CF48CBCA1	1.00	1.09	1.05
TM9E080B12MP11	CF/CM/CU48C	0.99	1.07	1.09
TM9E080B12MP11	CF/CM/CU60C	1.00	1.08	1.07
TM9E080B12MP11	CF48CBCA1	0.99	1.07	1.09
TM9E080B12MP12	CF/CM/CU48C	0.99	1.06	1.06
TM9E080B12MP12	CF/CM/CU60C	0.98	1.06	1.08
TM9E080C16MP11	CF/CM/CU48C	1.00	1.09	1.07
TM9E080C16MP11	CF/CM/CU48D	1.00	1.10	1.07
TM9E080C16MP11	CF/CM/CU60C	1.00	1.09	1.07
TM9E080C16MP11	CF/CM/CU60D	1.00	1.10	1.07
TM9E080C16MP11	CF/CM64D	1.02	1.12	1.10
TM9E080C16MP11	CF48CBCA1	1.00	1.09	1.07
TM9E080C16MP12	CF/CM/CU48C	0.98	1.03	1.05
TM9E080C16MP12	CF/CM/CU48D	0.98	1.03	1.05
TM9E080C16MP12	CF/CM/CU60D	0.98	1.04	1.05
TM9E080C16MP12	CF/CM64D	1.01	1.06	1.06
TM9E080C20MP12	CF/CM/CU60C	1.01	1.13	1.06
TM9E080C20MP12	CF/CM/CU60D	1.02	1.23	1.10
TM9E100C16MP11	CF/CM/CU48C	1.00	1.10	1.07
TM9E100C16MP11	CF/CM/CU48D	1.00	1.10	1.07
TM9E100C16MP11	CF/CM/CU60C	1.01	1.11	1.09
TM9E100C16MP11	CF/CM/CU60D	1.01	1.12	1.09
TM9E100C16MP11	CF/CM64D	1.02	1.12	1.10
TM9E100C16MP11	CF48CBCA1	1.00	1.10	1.07
TM9E100C16MP12	CF/CM/CU48C	0.98	1.03	1.05
TM9E100C16MP12	CF/CM/CU48D	0.98	1.04	1.02
TM9E100C16MP12	CF/CM/CU60D	1.00	1.16	1.10
TM9E100C16MP12	CF/CM64D	1.01	1.06	1.03
TM9E100C20MP11	CF/CM/CU48C	1.00	1.08	1.05
TM9E100C20MP11	CF/CM/CU48D	1.00	1.08	1.05

FURNACE MULTIPLIERS - 4 TON (Continued)

Furnaces	Coil	T.C.	S.C.	KW
TM9E100C20MP11	CF/CM/CU60C	1.00	1.07	1.05
TM9E100C20MP11	CF/CM/CU60D	1.01	1.09	1.06
TM9E100C20MP11	CF/CM64D	1.02	1.10	1.04
TM9E100C20MP11	CF48CBCA1	1.00	1.08	1.05
TM9E100C20MP12	CF/CM/CU60C	1.01	1.13	1.06
TM9E100C20MP12	CF/CM/CU60D	1.01	1.14	1.06
TM9E120D20MP11	CF/CM/CU48D	0.99	1.09	1.09
TM9E120D20MP11	CF/CM/CU60D	1.00	1.05	1.02
TM9E120D20MP11	CF/CM64D	1.02	1.18	1.07
TM9E120D20MP12	CF/CM/CU60D	1.01	1.18	1.09
TM9V060B12MP12C	CF/CM/CU48C	0.97	1.02	1.07
TM9V060B12MP12C	CF/CM/CU60C	0.98	1.02	1.08
TM9V060B12MP12C	CF48CBCA1	0.97	1.02	1.07
TM9V080B12MP12C	CF/CM/CU48C	0.98	1.03	1.05
TM9V080B12MP12C	CF/CM/CU60C	0.99	1.04	1.06
TM9V080B12MP12C	CF48CBCA1	0.98	1.03	1.05
TM9V080C16MP12C	CF/CM/CU48C	0.99	1.06	1.06
TM9V080C16MP12C	CF/CM/CU48D	0.99	1.06	1.06
TM9V080C16MP12C	CF/CM/CU60C	0.99	1.03	1.04
TM9V080C16MP12C	CF/CM/CU60D	1.00	1.06	1.05
TM9V080C16MP12C	CF/CM64D	1.02	1.11	1.07
TM9V080C16MP12C	CF48CBCA1	0.99	1.06	1.06
TM9V100C16MP12C	CF/CM/CU48C	0.99	1.05	1.04
TM9V100C16MP12C	CF/CM/CU48D	0.99	1.05	1.04
TM9V100C16MP12C	CF/CM/CU60C	1.01	1.08	1.06
TM9V100C16MP12C	CF/CM/CU60D	1.00	1.06	1.05
TM9V100C16MP12C	CF/CM64D	1.02	1.10	1.07
TM9V100C16MP12C	CF48CBCA1	0.99	1.05	1.04
TM9V100C20MP12C	CF/CM/CU48C	1.00	1.08	1.05
TM9V100C20MP12C	CF/CM/CU48D	1.00	1.08	1.07
TM9V100C20MP12C	CF/CM/CU60C	1.01	1.09	1.06
TM9V100C20MP12C	CF/CM/CU60D	1.02	1.17	1.10
TM9V100C20MP12C	CF/CM64D	1.01	1.07	1.06
TM9V100C20MP12C	CF48CBCA1	1.00	1.08	1.05
TM9V120D20MP12C	CF/CM/CU48D	1.01	1.12	1.06
TM9V120D20MP12C	CF/CM/CU60D	1.02	1.13	1.04
TM9V120D20MP12C	CF/CM64D	1.02	1.12	1.04
TM9Y080B12MP11	CF/CM/CU48C	0.99	1.07	1.09
TM9Y080B12MP11	CF/CM/CU60C	1.00	1.08	1.07
TM9Y080B12MP11	CF48CBCA1	0.99	1.07	1.09
TM9Y080C16MP11	CF/CM/CU48C	1.00	1.09	1.07
TM9Y080C16MP11	CF/CM/CU48D	1.00	1.10	1.07
TM9Y080C16MP11	CF/CM/CU60C	1.00	1.09	1.07
TM9Y080C16MP11	CF/CM/CU60D	1.00	1.10	1.07
TM9Y080C16MP11	CF/CM64D	1.02	1.12	1.10
TM9Y080C16MP11	CF48CBCA1	1.00	1.09	1.07
TM9Y100C16MP11	CF/CM/CU48C	1.00	1.10	1.07
TM9Y100C16MP11	CF/CM/CU48D	1.00	1.10	1.07
TM9Y100C16MP11	CF/CM/CU60C	1.01	1.11	1.09
TM9Y100C16MP11	CF/CM/CU60D	1.01	1.12	1.09
TM9Y100C16MP11	CF/CM64D	1.02	1.12	1.10
TM9Y100C16MP11	CF48CBCA1	1.00	1.10	1.07
TM9Y100C20MP11	CF/CM/CU48C	1.00	1.08	1.05
TM9Y100C20MP11	CF/CM/CU48D	1.00	1.08	1.05
TM9Y100C20MP11	CF/CM/CU60C	1.00	1.07	1.05
TM9Y100C20MP11	CF/CM/CU60D	1.01	1.09	1.06

FURNACE MULTIPLIERS - 4 TON (Continued)

Furnaces	Coil	T.C.	S.C.	KW
TM9Y100C20MP11	CF/CM64D	1.02	1.10	1.04
TM9Y100C20MP11	CF48CBCA1	1.00	1.08	1.05
TM9Y120D20MP11	CF/CM/CU48D	0.99	1.09	1.09
TM9Y120D20MP11	CF/CM/CU60D	1.00	1.05	1.02
TM9Y120D20MP11	CF/CM64D	1.02	1.18	1.07
TMLV080B12MP12C	CF/CM/CU48C	0.97	1.01	1.07
TMLV080B12MP12C	CF/CM/CU60C	0.98	1.01	1.08
TMLV080B12MP12C	CF48CBCA1	0.97	1.01	1.07
TMLV080C16MP12C	CF/CM/CU48C	0.98	1.04	1.02
TMLV080C16MP12C	CF/CM/CU48D	0.99	1.05	1.04
TMLV080C16MP12C	CF/CM/CU60C	1.00	1.06	1.05
TMLV080C16MP12C	CF/CM/CU60D	1.00	1.06	1.05
TMLV080C16MP12C	CF/CM64D	1.01	1.07	1.03
TMLV080C16MP12C	CF48CBCA1	0.98	1.04	1.02
TMLV100C16MP12C	CF/CM/CU48C	0.98	1.04	1.02
TMLV100C16MP12C	CF/CM/CU48D	0.99	1.05	1.04
TMLV100C16MP12C	CF/CM/CU60C	1.00	1.06	1.05
TMLV100C16MP12C	CF/CM/CU60D	1.00	1.06	1.05
TMLV100C16MP12C	CF/CM64D	1.01	1.07	1.03
TMLV100C16MP12C	CF48CBCA1	0.98	1.04	1.02
TMLV100C20MP12C	CF/CM/CU48C	0.99	1.07	1.04
TMLV100C20MP12C	CF/CM/CU48D	1.00	1.09	1.05
TMLV100C20MP12C	CF/CM/CU60C	1.01	1.09	1.03
TMLV100C20MP12C	CF/CM/CU60D	1.01	1.09	1.03
TMLV100C20MP12C	CF/CM64D	1.01	1.05	1.03
TMLV100C20MP12C	CF48CBCA1	0.99	1.07	1.04
TMLV120C20MP12C	CF/CM/CU48C	0.99	1.07	1.04
TMLV120C20MP12C	CF/CM/CU48D	1.00	1.09	1.05
TMLV120C20MP12C	CF/CM/CU60C	1.01	1.09	1.03
TMLV120C20MP12C	CF/CM/CU60D	1.01	1.09	1.03
TMLV120C20MP12C	CF/CM64D	1.01	1.05	1.03
TMLV120C20MP12C	CF48CBCA1	0.99	1.07	1.04
TMLX080C16MP11	CF/CM/CU48C	0.98	1.07	1.08
TMLX080C16MP11	CF/CM/CU48D	0.98	1.07	1.08
TMLX080C16MP11	CF/CM/CU60C	1.01	1.10	1.06
TMLX080C16MP11	CF/CM/CU60D	1.01	1.11	1.06
TMLX080C16MP11	CF/CM64D	1.02	1.11	1.07
TMLX080C16MP11	CF48CBCA1	0.98	1.07	1.08
TMLX100C16MP11	CF/CM/CU48C	0.98	1.07	1.08
TMLX100C16MP11	CF/CM/CU48D	0.98	1.07	1.08
TMLX100C16MP11	CF/CM/CU60C	1.01	1.10	1.06
TMLX100C16MP11	CF/CM/CU60D	1.01	1.11	1.06
TMLX100C16MP11	CF/CM64D	1.02	1.11	1.07
TMLX100C16MP11	CF48CBCA1	0.98	1.07	1.08
TMLX100C20MP11	CF/CM/CU48C	1.00	1.09	1.05
TMLX100C20MP11	CF/CM/CU48D	0.99	1.09	1.06
TMLX100C20MP11	CF/CM/CU60C	1.01	1.10	1.06
TMLX100C20MP11	CF/CM/CU60D	1.02	1.18	1.07
TMLX100C20MP11	CF/CM64D	1.02	1.11	1.07
TMLX100C20MP11	CF48CBCA1	1.00	1.09	1.05
TMLX120C20MP11	CF/CM/CU48C	1.00	1.09	1.05
TMLX120C20MP11	CF/CM/CU48D	0.99	1.09	1.06
TMLX120C20MP11	CF/CM/CU60C	1.01	1.10	1.06
TMLX120C20MP11	CF/CM/CU60D	1.02	1.18	1.07
TMLX120C20MP11	CF/CM64D	1.02	1.11	1.07
TMLX120C20MP11	CF48CBCA1	1.00	1.09	1.05

FURNACE MULTIPLIERS - 4 TON (Continued)

Furnaces	Coil	T.C.	S.C.	KW
TP9C060B12MP13C	CF/CM/CU48C	0.97	1.02	1.07
TP9C060B12MP13C	CF/CM/CU60C	0.98	1.02	1.08
TP9C060B12MP13C	CF48CBCA1	0.97	1.02	1.07
TP9C080B12MP13C	CF/CM/CU48C	0.98	1.03	1.05
TP9C080B12MP13C	CF/CM/CU60C	0.99	1.04	1.06
TP9C080B12MP13C	CF48CBCA1	0.98	1.03	1.05
TP9C080C16MP13C	CF/CM/CU48C	0.99	1.06	1.06
TP9C080C16MP13C	CF/CM/CU48D	0.99	1.06	1.06
TP9C080C16MP13C	CF/CM/CU60C	0.99	1.03	1.04
TP9C080C16MP13C	CF/CM/CU60D	1.00	1.06	1.05
TP9C080C16MP13C	CF/CM64D	1.02	1.11	1.07
TP9C080C16MP13C	CF48CBCA1	0.99	1.06	1.06
TP9C100C16MP13C	CF/CM/CU48C	0.99	1.05	1.04
TP9C100C16MP13C	CF/CM/CU48D	0.99	1.05	1.04
TP9C100C16MP13C	CF/CM/CU60C	1.01	1.08	1.06
TP9C100C16MP13C	CF/CM/CU60D	1.00	1.06	1.05
TP9C100C16MP13C	CF/CM64D	1.02	1.10	1.07
TP9C100C16MP13C	CF48CBCA1	0.99	1.05	1.04
TP9C100C20MP13C	CF/CM/CU48C	1.00	1.08	1.05
TP9C100C20MP13C	CF/CM/CU48D	1.00	1.08	1.07
TP9C100C20MP13C	CF/CM/CU60C	1.01	1.09	1.06
TP9C100C20MP13C	CF/CM/CU60D	1.02	1.17	1.10
TP9C100C20MP13C	CF/CM64D	1.01	1.07	1.06
TP9C100C20MP13C	CF48CBCA1	1.00	1.08	1.05
TP9C120D20MP13C	CF/CM/CU48D	1.01	1.12	1.06
TP9C120D20MP13C	CF/CM/CU60D	1.02	1.13	1.04
TP9C120D20MP13C	CF/CM64D	1.02	1.12	1.04
TPLC080B12MP13C	CF/CM/CU48C	0.97	1.01	1.07
TPLC080B12MP13C	CF/CM/CU60C	0.98	1.01	1.08
TPLC080B12MP13C	CF48CBCA1	0.97	1.01	1.07
TPLC080C16MP13C	CF/CM/CU48C	0.98	1.04	1.02
TPLC080C16MP13C	CF/CM/CU48D	0.99	1.05	1.04
TPLC080C16MP13C	CF/CM/CU60C	1.00	1.06	1.05
TPLC080C16MP13C	CF/CM/CU60D	1.00	1.06	1.05
TPLC080C16MP13C	CF/CM64D	1.01	1.07	1.03
TPLC080C16MP13C	CF48CBCA1	0.98	1.04	1.02
TPLC100C16MP13C	CF/CM/CU48C	0.98	1.04	1.02
TPLC100C16MP13C	CF/CM/CU48D	0.99	1.05	1.04
TPLC100C16MP13C	CF/CM/CU60C	1.00	1.06	1.05
TPLC100C16MP13C	CF/CM/CU60D	1.00	1.06	1.05
TPLC100C16MP13C	CF/CM64D	1.01	1.07	1.03
TPLC100C16MP13C	CF48CBCA1	0.98	1.04	1.02
TPLC100C20MP13C	CF/CM/CU48C	0.99	1.07	1.04
TPLC100C20MP13C	CF/CM/CU48D	1.00	1.09	1.05
TPLC100C20MP13C	CF/CM/CU60C	1.01	1.09	1.03
TPLC100C20MP13C	CF/CM/CU60D	1.01	1.09	1.03
TPLC100C20MP13C	CF/CM64D	1.01	1.05	1.03
TPLC100C20MP13C	CF48CBCA1	0.99	1.07	1.04
TPLC120C20MP13C	CF/CM/CU48C	0.99	1.07	1.04
TPLC120C20MP13C	CF/CM/CU48D	1.00	1.09	1.05
TPLC120C20MP13C	CF/CM/CU60C	1.01	1.09	1.03
TPLC120C20MP13C	CF/CM/CU60D	1.01	1.09	1.03
TPLC120C20MP13C	CF/CM64D	1.01	1.05	1.03
TPLC120C20MP13C	CF48CBCA1	0.99	1.07	1.04

COOLING PERFORMANCE DATA - MEDIUM																
AIR CONDITIONER MODEL NO.		TH16B4821S														
AIR TEMP. ENTERING OUTDOOR UNIT (°F)	IDCFM	800					1000					1200				
	ID DB (°F)	80	80	75	80	80	80	80	75	80	80	80	80	75	80	80
	ID WB (°F)	57	62	62	67	72	57	62	62	67	72	57	62	62	67	72
55	T.C.	28.1	30.8	31.1	36.1	37.8	29.95	31.9	32.2	37.45	38.8	31.8	33.0	33.3	38.8	39.8
	S.C.	27.6	24.6	21.0	21.6	16.6	29.55	27.45	23.25	23.95	17.85	31.5	30.3	25.5	26.3	19.1
	KW	1.41	1.37	1.37	1.51	1.25	1.44	1.42	1.42	1.56	1.30	1.48	1.47	1.47	1.60	1.36
65	T.C.	27.1	29.3	29.8	34.7	37.3	28.9	30.4	30.9	35.9	37.8	30.6	31.5	31.9	37.2	38.3
	S.C.	26.7	23.8	20.5	21.0	16.5	28.6	26.6	22.8	23.3	17.6	30.5	29.5	25.1	25.7	18.8
	KW	1.61	1.60	1.59	1.76	1.60	1.66	1.65	1.65	1.81	1.60	1.71	1.71	1.71	1.86	1.61
75	T.C.	26.1	27.8	28.5	33.3	36.8	27.8	28.9	29.5	34.4	36.8	29.4	29.9	30.5	35.5	36.8
	S.C.	25.8	22.9	19.9	20.4	16.3	27.6	25.8	22.3	22.7	17.4	29.4	28.6	24.6	25.0	18.4
	KW	1.82	1.82	1.82	2.00	1.94	1.88	1.89	1.88	2.06	1.90	1.94	1.95	1.94	2.12	1.86
85	T.C.	25.1	26.4	26.9	31.5	35.2	28.4	27.3	27.7	32.5	35.6	31.6	28.3	28.6	33.5	36.1
	S.C.	24.9	22.3	19.0	19.7	15.7	28.3	25.0	21.2	21.8	16.9	31.6	27.6	23.4	24.0	18.2
	KW	2.03	2.07	2.06	2.28	2.22	2.43	2.14	2.13	2.34	2.24	2.83	2.20	2.20	2.41	2.25
95	T.C.	24.1	25.0	25.2	29.7	33.5	29.0	25.8	26.0	30.6	34.5	33.8	26.6	26.7	31.4	35.4
	S.C.	24.0	21.7	18.1	18.9	15.1	28.9	24.2	20.2	20.9	16.5	33.8	26.6	22.2	22.9	17.9
	KW	2.24	2.32	2.31	2.55	2.51	2.98	2.39	2.39	2.62	2.58	3.73	2.46	2.46	2.69	2.65
105	T.C.	23.1	23.6	23.6	27.9	31.4	27.3	24.9	24.8	28.6	32.2	31.5	26.2	26.1	29.4	33.1
	S.C.	23.1	21.1	17.2	18.3	14.5	27.3	23.6	19.7	20.4	15.9	31.4	26.1	22.1	22.4	17.2
	KW	2.45	2.56	2.56	2.86	2.84	3.05	2.77	2.76	2.94	2.92	3.65	2.97	2.96	3.01	2.99
115	T.C.	22.1	22.2	21.9	26.1	29.3	25.7	24.0	23.7	26.8	30.1	29.2	25.9	25.6	27.4	30.8
	S.C.	22.0	20.5	16.3	17.8	13.9	25.6	23.1	19.2	19.9	15.2	29.1	25.7	22.1	22.0	16.6
	KW	2.65	2.81	2.81	3.17	3.17	3.12	3.14	3.13	3.25	3.24	3.58	3.47	3.44	3.32	3.32
125	T.C.	21.1	20.8	20.3	24.4	27.3	24.1	23.2	22.6	25.0	28.0	27.0	25.5	25.0	25.5	28.6
	S.C.	20.9	19.9	15.4	17.2	13.3	23.9	22.6	18.7	19.4	14.6	26.8	25.2	22.0	21.5	15.9
	KW	2.86	3.06	3.06	3.48	3.49	3.18	3.51	3.50	3.56	3.57	3.51	3.96	3.93	3.63	3.65

NOTE: ALL CAPACITIES INCLUDE INDOOR FAN HEAT. KW VALUES ARE FOR THE SYSTEM (OUTDOOR + INDOOR).

Green shaded cells are ACCA (TVA) conditions.

Blue shaded cells are AHRI conditions.

Multipliers for determining the performance with other indoor sections.

NOTE: For dry bulb temperatures different than those listed (between 73-87 °F), sensible capacity increases by 1060 BTUH per 1000 CFM per degree above the listed temperature and decreases by 1060 BTUH per 1000 CFM per degree below the listed temperature.

COIL MULTIPLIERS - 4 TON

Air Handler	Coil	T.C.	S.C.	KW
AE48CBC21	-	1.00	1.00	1.00
AE48CX21	-	1.00	1.00	1.00
AE48DBC21	-	1.01	1.18	0.98
AE48DX21	-	1.01	1.18	0.98
AVC48CX21	-	0.97	1.00	0.97
AVC48DX21	-	0.99	1.05	0.96
AVC60CX21	-	0.97	1.00	0.97
AVC60DX21	-	1.02	1.15	0.97
ME14DN21	CF/CM64D	0.99	1.06	0.95
MVC14DN21	CF/CM48D	0.98	1.03	0.95
MVC16CN21	CF/CM48C	0.98	1.03	0.97
MVC16CN21	CF/CM60C	0.98	1.03	0.97
MVC16CN21	CF48BCA1	0.98	1.03	0.97
MVC20DN21	CF/CM48D	1.00	1.11	0.97
MVC20DN21	CF/CM60D	0.99	1.06	0.96
MVC20DN21	CF/CM64D	1.01	1.11	0.96

FURNACE MULTIPLIERS - 4 TON

Furnaces	Coil	T.C.	S.C.	KW
TL8E080C16UH11	CF/CM/CU48C	0.99	1.09	0.99
TL8E080C16UH11	CF/CM/CU48D	0.99	1.09	0.99
TL8E080C16UH11	CF/CM/CU60C	0.98	1.07	0.99
TL8E080C16UH11	CF/CM/CU60D	0.98	1.07	0.99
TL8E080C16UH11	CF/CM64D	1.00	1.09	0.98
TL8E100C20UH11	CF/CM/CU48C	1.01	1.16	1.00
TL8E100C20UH11	CF/CM/CU48D	1.01	1.16	0.99
TL8E100C20UH11	CF/CM/CU60C	0.99	1.12	0.99
TL8E100C20UH11	CF/CM/CU60D	0.99	1.14	0.99
TL8E100C20UH11	CF/CM64D	1.01	1.16	0.99
TL9E080C16UH11	CF/CM/CU48C	0.98	1.06	0.99
TL9E080C16UH11	CF/CM/CU48D	0.98	1.06	0.99
TL9E080C16UH11	CF/CM/CU60C	0.96	1.03	0.99
TL9E080C16UH11	CF/CM/CU60D	0.97	1.04	0.99
TL9E080C16UH11	CF/CM64D	0.99	1.06	0.98
TL9E100C20UH11	CF/CM/CU48C	1.01	1.20	1.02
TL9E100C20UH11	CF/CM/CU48D	1.02	1.20	1.01
TL9E100C20UH11	CF/CM/CU60C	1.00	1.16	1.01
TL9E100C20UH11	CF/CM/CU60D	1.01	1.18	1.02
TL9E100C20UH11	CF/CM64D	1.02	1.20	1.00

FURNACE MULTIPLIERS - 4 TON (Continued)

Furnaces	Coil	T.C.	S.C.	KW
TM8E080B12MP11	CF/CM/CU48C	0.96	0.97	0.97
TM8E080B12MP11	CF/CM/CU60C	0.97	1.04	1.00
TM8E080C16MP11	CF/CM/CU48C	0.98	1.02	0.97
TM8E080C16MP11	CF/CM/CU48D	0.98	1.02	0.97
TM8E080C16MP11	CF/CM/CU60D	0.96	1.02	0.97
TM8E080C16MP11	CF/CM64D	0.98	1.03	0.96
TM8E080C20MP11	CF/CM/CU60C	1.01	1.18	1.04
TM8E080C20MP11	CF/CM/CU60D	1.02	1.20	1.03
TM8E100B12MP11	CF/CM/CU48C	0.98	1.02	0.99
TM8E100B12MP11	CF/CM/CU60C	0.95	0.99	0.98
TM8E100C16MP11	CF/CM/CU48C	0.97	1.00	0.97
TM8E100C16MP11	CF/CM/CU48D	0.97	1.00	0.97
TM8E100C16MP11	CF/CM/CU60C	0.98	1.06	1.00
TM8E100C16MP11	CF/CM/CU60D	0.96	1.00	0.96
TM8E100C16MP11	CF/CM64D	0.98	1.03	0.96
TM8E100C20MP11	CF/CM/CU60C	1.01	1.17	1.03
TM8E100C20MP11	CF/CM/CU60D	1.01	1.19	1.03
TM8E120C16MP11	CF/CM/CU48C	0.98	1.02	0.97
TM8E120C16MP11	CF/CM/CU48D	0.98	1.02	0.97
TM8E120C16MP11	CF/CM/CU60D	0.96	1.02	0.97
TM8E120C16MP11	CF/CM64D	0.98	1.03	0.96
TM8E120C20MP11	CF/CM/CU60C	1.01	1.19	1.05
TM8E120C20MP11	CF/CM/CU60D	1.01	1.19	1.04
TM8E130D20MP11	CF/CM/CU60D	1.02	1.21	1.04
TM8V080B12MP12C	CF/CM/CU48C	0.96	0.97	0.99
TM8V080B12MP12C	CF/CM/CU60C	0.96	0.96	0.99
TM8V080B12MP12C	CF48BCA1	0.96	0.97	0.99
TM8V080C16MP12C	CF/CM/CU48C	0.97	1.00	0.98
TM8V080C16MP12C	CF/CM/CU48D	0.97	1.00	0.98
TM8V080C16MP12C	CF/CM/CU60C	0.97	1.00	0.97
TM8V080C16MP12C	CF/CM/CU60D	0.97	1.00	0.97
TM8V080C16MP12C	CF/CM64D	0.98	1.01	0.97
TM8V080C16MP12C	CF48BCA1	0.97	1.00	0.98
TM8V100C16MP12C	CF/CM/CU48C	0.97	1.00	0.98
TM8V100C16MP12C	CF/CM/CU48D	0.97	1.00	0.98
TM8V100C16MP12C	CF/CM/CU60C	0.97	1.00	0.97
TM8V100C16MP12C	CF/CM/CU60D	0.97	1.00	0.97
TM8V100C16MP12C	CF/CM64D	0.98	1.01	0.97
TM8V100C16MP12C	CF48BCA1	0.97	1.00	0.98
TM8V100C20MP12C	CF/CM/CU48C	0.98	1.02	0.97
TM8V100C20MP12C	CF/CM/CU48D	0.98	1.03	0.98
TM8V100C20MP12C	CF/CM/CU60C	0.98	1.01	0.97
TM8V100C20MP12C	CF/CM/CU60D	0.98	1.01	0.97
TM8V100C20MP12C	CF/CM64D	0.98	1.00	0.96
TM8V100C20MP12C	CF48BCA1	0.98	1.02	0.97
TM8V120C20MP12C	CF/CM/CU48C	0.98	1.02	0.97
TM8V120C20MP12C	CF/CM/CU48D	0.98	1.03	0.98
TM8V120C20MP12C	CF/CM/CU60C	0.98	1.01	0.97
TM8V120C20MP12C	CF/CM/CU60D	0.98	1.01	0.97
TM8V120C20MP12C	CF/CM64D	0.98	1.00	0.96
TM8V120C20MP12C	CF48BCA1	0.98	1.02	0.97
TM8X080C16MP11	CF/CM/CU48C	0.97	0.99	0.96
TM8X080C16MP11	CF/CM/CU48D	0.97	0.99	0.96
TM8X080C16MP11	CF/CM/CU60C	0.96	0.97	0.95
TM8X080C16MP11	CF/CM/CU60D	0.96	0.98	0.95

FURNACE MULTIPLIERS - 4 TON (Continued)

Furnaces	Coil	T.C.	S.C.	KW
TM8X080C16MP11	CF/CM64D	0.97	0.98	0.95
TM8X080C16MP11	CF48BCA1	0.97	0.99	0.96
TM8X100C16MP11	CF/CM/CU48C	0.97	0.99	0.96
TM8X100C16MP11	CF/CM/CU48D	0.97	0.99	0.96
TM8X100C16MP11	CF/CM/CU60C	0.96	0.97	0.95
TM8X100C16MP11	CF/CM/CU60D	0.96	0.98	0.95
TM8X100C16MP11	CF/CM64D	0.97	0.98	0.95
TM8X100C16MP11	CF48BCA1	0.97	0.99	0.96
TM8X100C20MP11	CF/CM/CU48C	1.00	1.12	0.99
TM8X100C20MP11	CF/CM/CU48D	1.01	1.14	0.99
TM8X100C20MP11	CF/CM/CU60C	1.00	1.11	0.99
TM8X100C20MP11	CF/CM/CU60D	1.01	1.12	0.99
TM8X100C20MP11	CF/CM64D	1.01	1.12	0.98
TM8X100C20MP11	CF48BCA1	1.00	1.12	0.99
TM8X120C20MP11	CF/CM/CU48C	1.00	1.12	0.99
TM8X120C20MP11	CF/CM/CU48D	1.01	1.14	0.99
TM8X120C20MP11	CF/CM/CU60C	1.00	1.11	0.99
TM8X120C20MP11	CF/CM/CU60D	1.01	1.12	0.99
TM8X120C20MP11	CF/CM64D	1.01	1.12	0.98
TM8X120C20MP11	CF48BCA1	1.00	1.12	0.99
TM8Y080C16MP11	CF/CM/CU48C	0.97	0.99	0.96
TM8Y080C16MP11	CF/CM/CU48D	0.97	0.99	0.96
TM8Y080C16MP11	CF/CM/CU60C	0.96	0.97	0.95
TM8Y080C16MP11	CF/CM/CU60D	0.96	0.98	0.95
TM8Y080C16MP11	CF/CM64D	0.97	0.98	0.95
TM8Y080C16MP11	CF48BCA1	0.97	0.99	0.96
TM8Y100C16MP11	CF/CM/CU48C	0.97	0.99	0.96
TM8Y100C16MP11	CF/CM/CU48D	0.97	0.99	0.96
TM8Y100C16MP11	CF/CM/CU60C	0.96	0.97	0.95
TM8Y100C16MP11	CF/CM/CU60D	0.96	0.98	0.95
TM8Y100C16MP11	CF/CM64D	0.97	0.98	0.95
TM8Y100C16MP11	CF48BCA1	0.97	0.99	0.96
TM8Y100C20MP11	CF/CM/CU48C	1.00	1.12	0.99
TM8Y100C20MP11	CF/CM/CU48D	1.01	1.14	0.99
TM8Y100C20MP11	CF/CM/CU60C	1.00	1.11	0.99
TM8Y100C20MP11	CF/CM/CU60D	1.01	1.12	0.99
TM8Y100C20MP11	CF/CM64D	1.01	1.12	0.98
TM8Y100C20MP11	CF48BCA1	1.00	1.12	0.99
TM8Y120C20MP11	CF/CM/CU48C	1.00	1.12	0.99
TM8Y120C20MP11	CF/CM/CU48D	1.01	1.14	0.99
TM8Y120C20MP11	CF/CM/CU60C	1.00	1.11	0.99
TM8Y120C20MP11	CF/CM/CU60D	1.01	1.12	0.99
TM8Y120C20MP11	CF/CM64D	1.01	1.12	0.98
TM8Y120C20MP11	CF48BCA1	1.00	1.12	0.99
TM9E080B12MP11	CF/CM/CU48C	0.95	0.94	0.96
TM9E080B12MP11	CF/CM/CU60C	0.95	0.94	0.96
TM9E080B12MP11	CF48BCA1	0.95	0.94	0.96
TM9E080B12MP12	CF/CM/CU48C	0.96	1.00	0.98
TM9E080B12MP12	CF/CM/CU60C	0.97	1.05	1.01
TM9E080C16MP11	CF/CM/CU48C	0.93	0.90	0.95
TM9E080C16MP11	CF/CM/CU48D	0.93	0.90	0.95
TM9E080C16MP11	CF/CM/CU60C	0.94	0.91	0.95
TM9E080C16MP11	CF/CM/CU60D	0.94	0.91	0.95
TM9E080C16MP11	CF/CM64D	0.94	0.91	0.94
TM9E080C16MP11	CF48BCA1	0.93	0.90	0.95

FURNACE MULTIPLIERS - 4 TON (Continued)

Furnaces	Coil	T.C.	S.C.	KW
TM9E080C16MP12	CF/CM/CU48C	0.96	0.97	0.97
TM9E080C16MP12	CF/CM/CU48D	0.96	0.97	0.97
TM9E080C16MP12	CF/CM/CU60D	0.96	1.03	0.99
TM9E080C16MP12	CF/CM64D	0.96	0.98	0.96
TM9E080C20MP12	CF/CM/CU60C	1.01	1.18	1.03
TM9E080C20MP12	CF/CM/CU60D	1.01	1.19	1.03
TM9E100C16MP11	CF/CM/CU48C	0.95	0.94	0.96
TM9E100C16MP11	CF/CM/CU48D	0.96	0.96	0.96
TM9E100C16MP11	CF/CM/CU60C	0.95	0.94	0.95
TM9E100C16MP11	CF/CM/CU60D	0.96	0.96	0.95
TM9E100C16MP11	CF/CM64D	0.95	0.94	0.95
TM9E100C16MP11	CF48CBCA1	0.95	0.94	0.96
TM9E100C16MP12	CF/CM/CU48C	0.97	1.00	0.98
TM9E100C16MP12	CF/CM/CU48D	0.97	1.00	0.98
TM9E100C16MP12	CF/CM/CU60D	0.96	1.02	0.97
TM9E100C16MP12	CF/CM64D	0.98	1.01	0.96
TM9E100C20MP11	CF/CM/CU48C	1.01	1.21	1.04
TM9E100C20MP11	CF/CM/CU48D	1.01	1.21	1.04
TM9E100C20MP11	CF/CM/CU60C	1.02	1.20	1.04
TM9E100C20MP11	CF/CM/CU60D	1.02	1.22	1.03
TM9E100C20MP11	CF/CM64D	1.02	1.22	1.03
TM9E100C20MP11	CF48CBCA1	1.01	1.21	1.04
TM9E100C20MP12	CF/CM/CU60C	1.01	1.18	1.03
TM9E100C20MP12	CF/CM/CU60D	1.01	1.18	1.03
TM9E120D20MP11	CF/CM/CU48D	0.99	1.10	0.98
TM9E120D20MP11	CF/CM/CU60D	1.01	1.09	0.99
TM9E120D20MP11	CF/CM64D	1.01	1.12	0.98
TM9E120D20MP12	CF/CM/CU60D	1.01	1.19	1.04
TM9V060B12MP12C	CF/CM/CU48C	0.94	0.93	0.99
TM9V060B12MP12C	CF/CM/CU60C	0.94	0.93	0.98
TM9V060B12MP12C	CF48CBCA1	0.94	0.93	0.99
TM9V080B12MP12C	CF/CM/CU48C	0.96	0.98	0.99
TM9V080B12MP12C	CF/CM/CU60C	0.96	0.98	0.99
TM9V080B12MP12C	CF48CBCA1	0.96	0.98	0.99
TM9V080C16MP12C	CF/CM/CU48C	0.97	1.01	0.99
TM9V080C16MP12C	CF/CM/CU48D	0.97	1.01	0.99
TM9V080C16MP12C	CF/CM/CU60C	0.96	0.97	0.98
TM9V080C16MP12C	CF/CM/CU60D	0.96	1.01	0.98
TM9V080C16MP12C	CF/CM64D	0.98	1.04	0.99
TM9V080C16MP12C	CF48CBCA1	0.97	1.01	0.99
TM9V100C16MP12C	CF/CM/CU48C	0.97	1.01	0.98
TM9V100C16MP12C	CF/CM/CU48D	0.97	1.01	0.98
TM9V100C16MP12C	CF/CM/CU60C	0.98	1.04	0.99
TM9V100C16MP12C	CF/CM/CU60D	0.97	1.01	0.97
TM9V100C16MP12C	CF/CM64D	0.98	1.04	0.98
TM9V100C16MP12C	CF48CBCA1	0.97	1.01	0.98
TM9V100C20MP12C	CF/CM/CU48C	0.96	0.98	0.97
TM9V100C20MP12C	CF/CM/CU48D	0.96	0.98	0.97
TM9V100C20MP12C	CF/CM/CU60C	0.96	0.98	0.97
TM9V100C20MP12C	CF/CM/CU60D	0.98	1.07	0.99
TM9V100C20MP12C	CF/CM64D	0.96	0.97	0.97
TM9V100C20MP12C	CF48CBCA1	0.96	0.98	0.97
TM9V120D20MP12C	CF/CM/CU48D	0.98	1.04	0.98
TM9V120D20MP12C	CF/CM/CU60D	0.98	1.04	0.98
TM9V120D20MP12C	CF/CM64D	0.98	1.04	0.98

FURNACE MULTIPLIERS - 4 TON (Continued)

Furnaces	Coil	T.C.	S.C.	KW
TM9Y080B12MP11	CF/CM/CU48C	0.95	0.94	0.96
TM9Y080B12MP11	CF/CM/CU60C	0.95	0.94	0.96
TM9Y080B12MP11	CF48CBCA1	0.95	0.94	0.96
TM9Y080C16MP11	CF/CM/CU48C	0.93	0.90	0.95
TM9Y080C16MP11	CF/CM/CU48D	0.93	0.90	0.95
TM9Y080C16MP11	CF/CM/CU60C	0.94	0.91	0.95
TM9Y080C16MP11	CF/CM/CU60D	0.94	0.91	0.95
TM9Y080C16MP11	CF/CM64D	0.94	0.91	0.94
TM9Y080C16MP11	CF48CBCA1	0.93	0.90	0.95
TM9Y100C16MP11	CF/CM/CU48C	0.95	0.94	0.96
TM9Y100C16MP11	CF/CM/CU48D	0.96	0.96	0.96
TM9Y100C16MP11	CF/CM/CU60C	0.95	0.94	0.95
TM9Y100C16MP11	CF/CM/CU60D	0.96	0.96	0.95
TM9Y100C16MP11	CF/CM64D	0.95	0.94	0.95
TM9Y100C16MP11	CF48CBCA1	0.95	0.94	0.96
TM9Y100C20MP11	CF/CM/CU48C	1.01	1.21	1.04
TM9Y100C20MP11	CF/CM/CU48D	1.01	1.21	1.04
TM9Y100C20MP11	CF/CM/CU60C	1.02	1.20	1.04
TM9Y100C20MP11	CF/CM/CU60D	1.02	1.22	1.03
TM9Y100C20MP11	CF/CM64D	1.02	1.22	1.03
TM9Y100C20MP11	CF48CBCA1	1.01	1.21	1.04
TM9Y120D20MP11	CF/CM/CU48D	0.99	1.10	0.98
TM9Y120D20MP11	CF/CM/CU60D	1.01	1.09	0.99
TM9Y120D20MP11	CF/CM64D	1.01	1.12	0.98
TMLV080B12MP12C	CF/CM/CU48C	0.96	0.97	0.99
TMLV080B12MP12C	CF/CM/CU60C	0.96	0.96	0.99
TMLV080B12MP12C	CF48CBCA1	0.96	0.97	0.99
TMLV080C16MP12C	CF/CM/CU48C	0.97	1.00	0.98
TMLV080C16MP12C	CF/CM/CU48D	0.97	1.00	0.98
TMLV080C16MP12C	CF/CM/CU60C	0.97	1.00	0.97
TMLV080C16MP12C	CF/CM/CU60D	0.97	1.00	0.97
TMLV080C16MP12C	CF/CM64D	0.98	1.01	0.97
TMLV080C16MP12C	CF48CBCA1	0.97	1.00	0.98
TMLV100C16MP12C	CF/CM/CU48C	0.97	1.00	0.98
TMLV100C16MP12C	CF/CM/CU48D	0.97	1.00	0.98
TMLV100C16MP12C	CF/CM/CU60C	0.97	1.00	0.97
TMLV100C16MP12C	CF/CM/CU60D	0.97	1.00	0.97
TMLV100C16MP12C	CF/CM64D	0.98	1.01	0.97
TMLV100C16MP12C	CF48CBCA1	0.97	1.00	0.98
TMLV100C20MP12C	CF/CM/CU48C	0.98	1.02	0.97
TMLV100C20MP12C	CF/CM/CU48D	0.98	1.03	0.98
TMLV100C20MP12C	CF/CM/CU60C	0.98	1.01	0.97
TMLV100C20MP12C	CF/CM/CU60D	0.98	1.01	0.97
TMLV100C20MP12C	CF/CM64D	0.98	1.00	0.96
TMLV100C20MP12C	CF48CBCA1	0.98	1.02	0.97
TMLV120C20MP12C	CF/CM/CU48C	0.98	1.02	0.97
TMLV120C20MP12C	CF/CM/CU48D	0.98	1.03	0.98
TMLV120C20MP12C	CF/CM/CU60C	0.98	1.01	0.97
TMLV120C20MP12C	CF/CM/CU60D	0.98	1.01	0.97
TMLV120C20MP12C	CF/CM64D	0.98	1.00	0.96
TMLV120C20MP12C	CF48CBCA1	0.98	1.02	0.97
TMLX080C16MP11	CF/CM/CU48C	0.97	0.99	0.96
TMLX080C16MP11	CF/CM/CU48D	0.97	0.99	0.96
TMLX080C16MP11	CF/CM/CU60C	0.96	0.97	0.95
TMLX080C16MP11	CF/CM/CU60D	0.96	0.98	0.95

FURNACE MULTIPLIERS - 4 TON (Continued)

Furnaces	Coil	T.C.	S.C.	KW
TMLX080C16MP11	CF/CM64D	0.97	0.98	0.95
TMLX080C16MP11	CF48CBCA1	0.97	0.99	0.96
TMLX100C16MP11	CF/CM/CU48C	0.97	0.99	0.96
TMLX100C16MP11	CF/CM/CU48D	0.97	0.99	0.96
TMLX100C16MP11	CF/CM/CU60C	0.96	0.97	0.95
TMLX100C16MP11	CF/CM/CU60D	0.96	0.98	0.95
TMLX100C16MP11	CF/CM64D	0.97	0.98	0.95
TMLX100C16MP11	CF48CBCA1	0.97	0.99	0.96
TMLX100C20MP11	CF/CM/CU48C	1.00	1.12	0.99
TMLX100C20MP11	CF/CM/CU48D	1.01	1.14	0.99
TMLX100C20MP11	CF/CM/CU60C	1.00	1.11	0.99
TMLX100C20MP11	CF/CM/CU60D	1.01	1.12	0.99
TMLX100C20MP11	CF/CM64D	1.01	1.12	0.98
TMLX100C20MP11	CF48CBCA1	1.00	1.12	0.99
TMLX120C20MP11	CF/CM/CU48C	1.00	1.12	0.99
TMLX120C20MP11	CF/CM/CU48D	1.01	1.14	0.99
TMLX120C20MP11	CF/CM/CU60C	1.00	1.11	0.99
TMLX120C20MP11	CF/CM/CU60D	1.01	1.12	0.99
TMLX120C20MP11	CF/CM64D	1.01	1.12	0.98
TMLX120C20MP11	CF48CBCA1	1.00	1.12	0.99
TP9C060B12MP13C	CF/CM/CU48C	0.94	0.93	0.99
TP9C060B12MP13C	CF/CM/CU60C	0.94	0.93	0.98
TP9C060B12MP13C	CF48CBCA1	0.94	0.93	0.99
TP9C080B12MP13C	CF/CM/CU48C	0.96	0.98	0.99
TP9C080B12MP13C	CF/CM/CU60C	0.96	0.98	0.99
TP9C080B12MP13C	CF48CBCA1	0.96	0.98	0.99
TP9C080C16MP13C	CF/CM/CU48C	0.97	1.01	0.99
TP9C080C16MP13C	CF/CM/CU48D	0.97	1.01	0.99
TP9C080C16MP13C	CF/CM/CU60C	0.96	0.97	0.98
TP9C080C16MP13C	CF/CM/CU60D	0.96	1.01	0.98
TP9C080C16MP13C	CF/CM64D	0.98	1.04	0.99
TP9C080C16MP13C	CF48CBCA1	0.97	1.01	0.99
TP9C100C16MP13C	CF/CM/CU48C	0.97	1.01	0.98
TP9C100C16MP13C	CF/CM/CU48D	0.97	1.01	0.98
TP9C100C16MP13C	CF/CM/CU60C	0.98	1.04	0.99
TP9C100C16MP13C	CF/CM/CU60D	0.97	1.01	0.97
TP9C100C16MP13C	CF/CM64D	0.98	1.04	0.98
TP9C100C16MP13C	CF48CBCA1	0.97	1.01	0.98

FURNACE MULTIPLIERS - 4 TON (Continued)

Furnaces	Coil	T.C.	S.C.	KW
TP9C100C20MP13C	CF/CM/CU48C	0.96	0.98	0.97
TP9C100C20MP13C	CF/CM/CU48D	0.96	0.98	0.97
TP9C100C20MP13C	CF/CM/CU60C	0.96	0.98	0.97
TP9C100C20MP13C	CF/CM/CU60D	0.98	1.07	0.99
TP9C100C20MP13C	CF/CM64D	0.96	0.97	0.97
TP9C100C20MP13C	CF48CBCA1	0.96	0.98	0.97
TP9C120D20MP13C	CF/CM/CU48D	0.98	1.04	0.98
TP9C120D20MP13C	CF/CM/CU60D	0.98	1.04	0.98
TP9C120D20MP13C	CF/CM64D	0.98	1.04	0.98
TPLC080B12MP13C	CF/CM/CU48C	0.96	0.97	0.99
TPLC080B12MP13C	CF/CM/CU60C	0.96	0.96	0.99
TPLC080B12MP13C	CF48CBCA1	0.96	0.97	0.99
TPLC080C16MP13C	CF/CM/CU48C	0.97	1.00	0.98
TPLC080C16MP13C	CF/CM/CU48D	0.97	1.00	0.98
TPLC080C16MP13C	CF/CM/CU60C	0.97	1.00	0.97
TPLC080C16MP13C	CF/CM/CU60D	0.97	1.00	0.97
TPLC080C16MP13C	CF/CM64D	0.98	1.01	0.97
TPLC080C16MP13C	CF48CBCA1	0.97	1.00	0.98
TPLC100C16MP13C	CF/CM/CU48C	0.97	1.00	0.98
TPLC100C16MP13C	CF/CM/CU48D	0.97	1.00	0.98
TPLC100C16MP13C	CF/CM/CU60C	0.97	1.00	0.97
TPLC100C16MP13C	CF/CM/CU60D	0.97	1.00	0.97
TPLC100C16MP13C	CF/CM64D	0.98	1.01	0.97
TPLC100C16MP13C	CF48CBCA1	0.97	1.00	0.98
TPLC100C20MP13C	CF/CM/CU48C	0.98	1.02	0.97
TPLC100C20MP13C	CF/CM/CU48D	0.98	1.03	0.98
TPLC100C20MP13C	CF/CM/CU60C	0.98	1.01	0.97
TPLC100C20MP13C	CF/CM/CU60D	0.98	1.01	0.97
TPLC100C20MP13C	CF/CM64D	0.98	1.00	0.96
TPLC100C20MP13C	CF48CBCA1	0.98	1.02	0.97
TPLC120C20MP13C	CF/CM/CU48C	0.98	1.02	0.97
TPLC120C20MP13C	CF/CM/CU48D	0.98	1.03	0.98
TPLC120C20MP13C	CF/CM/CU60C	0.98	1.01	0.97
TPLC120C20MP13C	CF/CM/CU60D	0.98	1.01	0.97
TPLC120C20MP13C	CF/CM64D	0.98	1.00	0.96
TPLC120C20MP13C	CF48CBCA1	0.98	1.02	0.97

COOLING PERFORMANCE DATA - LOW																
AIR CONDITIONER MODEL NO.		TH16B4821S														
AIR TEMP. ENTERING OUTDOOR UNIT (°F)	IDCFM	800					1000					1200				
	ID DB (°F)	80	80	75	80	80	80	80	75	80	80	80	80	75	80	80
	ID WB (°F)	57	62	62	67	72	57	62	62	67	72	57	62	62	67	72
55	T.C.	23.8	24.9	25.2	27.7	30.5	25.15	25.6	25.85	28.3	30.85	26.5	26.3	26.5	28.9	31.2
	S.C.	23.4	22.0	18.5	18.3	14.1	24.8	24.15	20.65	20.35	14.95	26.2	26.3	22.8	22.4	15.8
	KW	1.06	1.04	1.03	0.97	0.92	1.09	1.09	1.08	1.03	0.98	1.13	1.13	1.13	1.08	1.04
65	T.C.	23.0	23.8	24.1	26.6	29.4	24.3	24.6	24.7	27.1	29.8	25.5	25.4	25.2	27.7	30.2
	S.C.	22.6	21.5	18.2	17.9	13.8	23.9	23.4	20.2	20.0	14.8	25.3	25.4	22.3	22.0	15.9
	KW	1.23	1.22	1.21	1.16	1.11	1.27	1.27	1.27	1.22	1.17	1.32	1.32	1.32	1.28	1.23
75	T.C.	22.2	22.7	23.0	25.4	28.2	23.4	23.6	23.5	26.0	28.7	24.5	24.4	23.9	26.5	29.2
	S.C.	21.8	21.0	17.8	17.5	13.4	23.1	22.7	19.8	19.6	14.7	24.3	24.4	21.7	21.6	15.9
	KW	1.41	1.40	1.38	1.36	1.30	1.45	1.46	1.45	1.42	1.36	1.50	1.51	1.51	1.48	1.41
85	T.C.	21.1	21.4	21.6	23.9	26.7	22.2	22.3	22.0	24.4	27.2	23.2	23.2	22.4	24.9	27.8
	S.C.	20.7	20.3	17.0	16.8	13.0	21.9	21.7	18.8	18.9	14.2	23.1	23.2	20.6	20.9	15.5
	KW	1.59	1.59	1.58	1.56	1.51	1.65	1.65	1.64	1.62	1.57	1.70	1.71	1.71	1.68	1.63
95	T.C.	20.0	20.0	20.1	22.3	25.2	21.0	21.0	20.5	22.8	25.8	21.9	21.9	20.9	23.2	26.3
	S.C.	19.6	19.6	16.1	16.1	12.5	20.8	20.8	17.8	18.2	13.8	21.9	21.9	19.5	20.2	15.1
	KW	1.78	1.78	1.77	1.76	1.72	1.84	1.84	1.84	1.83	1.79	1.90	1.90	1.90	1.89	1.85
105	T.C.	18.9	18.7	18.7	20.8	23.7	19.8	19.7	19.0	21.2	24.3	20.6	20.7	19.4	21.6	24.9
	S.C.	18.5	18.6	15.3	15.4	12.1	19.5	19.6	16.8	17.5	13.4	20.5	20.7	18.4	19.5	14.7
	KW	1.97	1.97	1.96	1.96	1.94	2.03	2.03	2.03	2.03	2.00	2.10	2.10	2.10	2.10	2.07
115	T.C.	17.8	17.3	17.2	19.2	22.2	18.6	18.4	17.6	19.6	22.8	19.3	19.4	17.9	19.9	23.4
	S.C.	17.4	17.0	14.4	14.7	11.6	18.3	18.2	15.9	16.8	13.0	19.1	19.4	17.3	18.8	14.3
	KW	2.15	2.15	2.15	2.16	2.15	2.23	2.23	2.23	2.24	2.22	2.30	2.30	2.30	2.31	2.29
125	T.C.	16.7	16.0	15.8	17.7	20.7	17.4	17.1	16.1	18.0	21.3	18.0	18.2	16.4	18.3	22.0
	S.C.	16.3	15.4	13.6	14.0	11.2	17.0	16.8	14.9	16.1	12.5	17.7	18.2	16.2	18.1	13.9
	KW	2.34	2.34	2.34	2.36	2.36	2.42	2.42	2.42	2.44	2.44	2.49	2.49	2.50	2.52	2.51

NOTE: ALL CAPACITIES INCLUDE INDOOR FAN HEAT. KW VALUES ARE FOR THE SYSTEM (OUTDOOR + INDOOR).

Green shaded cells are ACCA (TVA) conditions.

Blue shaded cells are AHRI conditions.

Multipliers for determining the performance with other indoor sections.

NOTE: For dry bulb temperatures different than those listed (between 73-87 °F), sensible capacity increases by 1060 BTUH per 1000 CFM per degree above the listed temperature and decreases by 1060 BTUH per 1000 CFM per degree below the listed temperature.

COIL MULTIPLIERS - 4 TON

Air Handler	Coil	T.C.	S.C.	KW
AE48CBC21	-	1.00	1.00	1.00
AE48CX21	-	1.00	1.00	1.00
AE48DBC21	-	1.01	1.14	0.95
AE48DX21	-	1.01	1.14	0.95
AVC48CX21	-	0.98	0.98	0.94
AVC48DX21	-	0.99	1.03	0.93
AVC60CX21	-	0.97	0.98	0.96
AVC60DX21	-	0.99	1.12	0.95
ME14DN21	CF/CM64D	0.98	1.02	0.92
MVC14DN21	CF/CM48D	0.99	1.02	0.93
MVC16CN21	CF/CM48C	0.98	1.01	0.94
MVC16CN21	CF/CM60C	0.98	1.01	0.94
MVC16CN21	CF48BCA1	0.98	1.01	0.94
MVC20DN21	CF/CM48D	1.00	1.09	0.94
MVC20DN21	CF/CM60D	0.98	1.03	0.92
MVC20DN21	CF/CM64D	0.99	1.09	0.93

FURNACE MULTIPLIERS - 4 TON

Furnaces	Coil	T.C.	S.C.	KW
TL8E080C16UH11	CF/CM/CU48C	0.99	1.06	0.99
TL8E080C16UH11	CF/CM/CU48D	0.99	1.06	0.99
TL8E080C16UH11	CF/CM/CU60C	0.97	1.01	0.99
TL8E080C16UH11	CF/CM/CU60D	0.98	1.01	1.00
TL8E080C16UH11	CF/CM64D	0.98	1.06	0.98
TL8E100C20UH11	CF/CM/CU48C	0.99	1.13	1.00
TL8E100C20UH11	CF/CM/CU48D	1.00	1.15	0.99
TL8E100C20UH11	CF/CM/CU60C	0.99	1.06	1.00
TL8E100C20UH11	CF/CM/CU60D	0.99	1.07	1.00
TL8E100C20UH11	CF/CM64D	0.99	1.12	0.99
TL9E080C16UH11	CF/CM/CU48C	0.99	1.04	0.99
TL9E080C16UH11	CF/CM/CU48D	0.99	1.04	0.98
TL9E080C16UH11	CF/CM/CU60C	0.96	0.97	0.99
TL9E080C16UH11	CF/CM/CU60D	0.96	0.97	0.98
TL9E080C16UH11	CF/CM64D	0.97	1.04	0.98
TL9E100C20UH11	CF/CM/CU48C	1.00	1.18	1.04
TL9E100C20UH11	CF/CM/CU48D	1.01	1.19	1.03
TL9E100C20UH11	CF/CM/CU60C	0.99	1.10	1.04
TL9E100C20UH11	CF/CM/CU60D	0.99	1.10	1.04
TL9E100C20UH11	CF/CM64D	0.99	1.17	1.02

FURNACE MULTIPLIERS - 4 TON (Continued)

Furnaces	Coil	T.C.	S.C.	KW
TM8E080B12MP11	CF/CM/CU48C	0.97	0.95	0.96
TM8E080B12MP11	CF/CM/CU60C	0.96	0.97	1.01
TM8E080C16MP11	CF/CM/CU48C	0.98	1.00	0.95
TM8E080C16MP11	CF/CM/CU48D	0.98	1.00	0.95
TM8E080C16MP11	CF/CM/CU60D	0.96	0.96	0.95
TM8E080C16MP11	CF/CM64D	0.97	0.99	0.95
TM8E080C20MP11	CF/CM/CU60C	0.99	1.12	1.08
TM8E080C20MP11	CF/CM/CU60D	0.99	1.15	1.07
TM8E100B12MP11	CF/CM/CU48C	0.98	1.00	0.98
TM8E100B12MP11	CF/CM/CU60C	0.96	0.94	0.98
TM8E100C16MP11	CF/CM/CU48C	0.98	0.98	0.95
TM8E100C16MP11	CF/CM/CU48D	0.98	0.98	0.95
TM8E100C16MP11	CF/CM/CU60C	0.97	0.99	1.00
TM8E100C16MP11	CF/CM/CU60D	0.96	0.94	0.95
TM8E100C16MP11	CF/CM64D	0.97	0.99	0.94
TM8E100C20MP11	CF/CM/CU60C	0.99	1.12	1.09
TM8E100C20MP11	CF/CM/CU60D	0.99	1.13	1.08
TM8E120C16MP11	CF/CM/CU48C	0.98	1.00	0.95
TM8E120C16MP11	CF/CM/CU48D	0.98	1.00	0.95
TM8E120C16MP11	CF/CM/CU60D	0.96	0.96	0.95
TM8E120C16MP11	CF/CM64D	0.97	0.99	0.94
TM8E120C20MP11	CF/CM/CU60C	0.99	1.14	1.10
TM8E120C20MP11	CF/CM/CU60D	0.98	1.14	1.09
TM8E130D20MP11	CF/CM/CU60D	0.99	1.17	1.09
TM8V080B12MP12C	CF/CM/CU48C	0.97	0.95	1.00
TM8V080B12MP12C	CF/CM/CU60C	0.96	0.93	0.99
TM8V080B12MP12C	CF48BCA1	0.97	0.95	1.00
TM8V080C16MP12C	CF/CM/CU48C	0.98	0.97	0.97
TM8V080C16MP12C	CF/CM/CU48D	0.98	0.97	0.96
TM8V080C16MP12C	CF/CM/CU60C	0.97	0.98	0.97
TM8V080C16MP12C	CF/CM/CU60D	0.97	0.98	0.96
TM8V080C16MP12C	CF/CM64D	0.96	0.98	0.96
TM8V080C16MP12C	CF48BCA1	0.98	0.97	0.97
TM8V100C16MP12C	CF/CM/CU48C	0.98	0.97	0.97
TM8V100C16MP12C	CF/CM/CU48D	0.98	0.97	0.96
TM8V100C16MP12C	CF/CM/CU60C	0.97	0.98	0.97
TM8V100C16MP12C	CF/CM/CU60D	0.97	0.98	0.96
TM8V100C16MP12C	CF/CM64D	0.96	0.98	0.96
TM8V100C16MP12C	CF48BCA1	0.98	0.97	0.97
TM8V100C20MP12C	CF/CM/CU48C	0.98	0.99	0.95
TM8V100C20MP12C	CF/CM/CU48D	0.98	1.01	0.96
TM8V100C20MP12C	CF/CM/CU60C	0.98	0.99	0.95
TM8V100C20MP12C	CF/CM/CU60D	0.98	0.99	0.95
TM8V100C20MP12C	CF/CM64D	0.96	0.98	0.94
TM8V100C20MP12C	CF48BCA1	0.98	0.99	0.95
TM8V120C20MP12C	CF/CM/CU48C	0.98	0.99	0.95
TM8V120C20MP12C	CF/CM/CU48D	0.98	1.01	0.96
TM8V120C20MP12C	CF/CM/CU60C	0.98	0.99	0.95
TM8V120C20MP12C	CF/CM/CU60D	0.98	0.99	0.95
TM8V120C20MP12C	CF/CM64D	0.96	0.98	0.94
TM8V120C20MP12C	CF48BCA1	0.98	0.99	0.95
TM8X080C16MP11	CF/CM/CU48C	0.98	0.97	0.93
TM8X080C16MP11	CF/CM/CU48D	0.98	0.97	0.93
TM8X080C16MP11	CF/CM/CU60C	0.96	0.95	0.92
TM8X080C16MP11	CF/CM/CU60D	0.97	0.98	0.93

FURNACE MULTIPLIERS - 4 TON (Continued)

Furnaces	Coil	T.C.	S.C.	KW
TM8X080C16MP11	CF/CM64D	0.96	0.95	0.92
TM8X080C16MP11	CF48BCA1	0.98	0.97	0.93
TM8X100C16MP11	CF/CM/CU48C	0.98	0.97	0.93
TM8X100C16MP11	CF/CM/CU48D	0.98	0.97	0.93
TM8X100C16MP11	CF/CM/CU60C	0.96	0.95	0.92
TM8X100C16MP11	CF/CM/CU60D	0.97	0.98	0.93
TM8X100C16MP11	CF/CM64D	0.96	0.95	0.92
TM8X100C16MP11	CF48BCA1	0.98	0.97	0.93
TM8X100C20MP11	CF/CM/CU48C	0.99	1.10	0.99
TM8X100C20MP11	CF/CM/CU48D	1.00	1.13	0.99
TM8X100C20MP11	CF/CM/CU60C	0.99	1.10	0.99
TM8X100C20MP11	CF/CM/CU60D	0.99	1.10	0.98
TM8X100C20MP11	CF/CM64D	0.99	1.10	0.98
TM8X100C20MP11	CF48BCA1	0.99	1.10	0.99
TM8X120C20MP11	CF/CM/CU48C	0.99	1.10	0.99
TM8X120C20MP11	CF/CM/CU48D	1.00	1.13	0.99
TM8X120C20MP11	CF/CM/CU60C	0.99	1.10	0.99
TM8X120C20MP11	CF/CM/CU60D	0.99	1.10	0.98
TM8X120C20MP11	CF/CM64D	0.99	1.10	0.98
TM8X120C20MP11	CF48BCA1	0.99	1.10	0.99
TM8Y080C16MP11	CF/CM/CU48C	0.98	0.97	0.93
TM8Y080C16MP11	CF/CM/CU48D	0.98	0.97	0.93
TM8Y080C16MP11	CF/CM/CU60C	0.96	0.95	0.92
TM8Y080C16MP11	CF/CM/CU60D	0.97	0.98	0.93
TM8Y080C16MP11	CF/CM64D	0.96	0.95	0.92
TM8Y080C16MP11	CF48BCA1	0.98	0.97	0.93
TM8Y100C16MP11	CF/CM/CU48C	0.98	0.97	0.93
TM8Y100C16MP11	CF/CM/CU48D	0.98	0.97	0.93
TM8Y100C16MP11	CF/CM/CU60C	0.96	0.95	0.92
TM8Y100C16MP11	CF/CM/CU60D	0.97	0.98	0.93
TM8Y100C16MP11	CF/CM64D	0.96	0.95	0.92
TM8Y100C16MP11	CF48BCA1	0.98	0.97	0.93
TM8Y100C20MP11	CF/CM/CU48C	0.99	1.10	0.99
TM8Y100C20MP11	CF/CM/CU48D	1.00	1.13	0.99
TM8Y100C20MP11	CF/CM/CU60C	0.99	1.10	0.99
TM8Y100C20MP11	CF/CM/CU60D	0.99	1.10	0.98
TM8Y100C20MP11	CF/CM64D	0.99	1.10	0.98
TM8Y100C20MP11	CF48BCA1	0.99	1.10	0.99
TM8Y120C20MP11	CF/CM/CU48C	0.99	1.10	0.99
TM8Y120C20MP11	CF/CM/CU48D	1.00	1.13	0.99
TM8Y120C20MP11	CF/CM/CU60C	0.99	1.10	0.99
TM8Y120C20MP11	CF/CM/CU60D	0.99	1.10	0.98
TM8Y120C20MP11	CF/CM64D	0.99	1.10	0.98
TM8Y120C20MP11	CF48BCA1	0.99	1.10	0.99
TM9E080B12MP11	CF/CM/CU48C	0.96	0.91	0.94
TM9E080B12MP11	CF/CM/CU60C	0.96	0.91	0.94
TM9E080B12MP11	CF48BCA1	0.96	0.91	0.94
TM9E080B12MP12	CF/CM/CU48C	0.97	0.98	0.97
TM9E080B12MP12	CF/CM/CU60C	0.96	0.99	1.03
TM9E080C16MP11	CF/CM/CU48C	0.95	0.88	0.92
TM9E080C16MP11	CF/CM/CU48D	0.95	0.88	0.92
TM9E080C16MP11	CF/CM/CU60C	0.94	0.88	0.92
TM9E080C16MP11	CF/CM/CU60D	0.95	0.88	0.92
TM9E080C16MP11	CF/CM64D	0.94	0.88	0.92
TM9E080C16MP11	CF48BCA1	0.95	0.88	0.92

FURNACE MULTIPLIERS - 4 TON (Continued)

Furnaces	Coil	T.C.	S.C.	KW
TM9E080C16MP12	CF/CM/CU48C	0.97	0.95	0.95
TM9E080C16MP12	CF/CM/CU48D	0.97	0.95	0.95
TM9E080C16MP12	CF/CM/CU60D	0.96	0.96	1.00
TM9E080C16MP12	CF/CM64D	0.96	0.94	0.94
TM9E080C20MP12	CF/CM/CU60C	0.98	1.10	1.07
TM9E080C20MP12	CF/CM/CU60D	0.99	1.14	1.06
TM9E100C16MP11	CF/CM/CU48C	0.96	0.92	0.93
TM9E100C16MP11	CF/CM/CU48D	0.96	0.93	0.92
TM9E100C16MP11	CF/CM/CU60C	0.96	0.91	0.93
TM9E100C16MP11	CF/CM/CU60D	0.96	0.93	0.93
TM9E100C16MP11	CF/CM64D	0.95	0.91	0.92
TM9E100C16MP11	CF48CBCA1	0.96	0.92	0.93
TM9E100C16MP12	CF/CM/CU48C	0.98	0.98	0.96
TM9E100C16MP12	CF/CM/CU48D	0.98	0.98	0.96
TM9E100C16MP12	CF/CM/CU60D	0.96	0.96	0.96
TM9E100C16MP12	CF/CM64D	0.96	0.98	0.95
TM9E100C20MP11	CF/CM/CU48C	1.00	1.19	1.08
TM9E100C20MP11	CF/CM/CU48D	1.00	1.19	1.08
TM9E100C20MP11	CF/CM/CU60C	0.99	1.17	1.09
TM9E100C20MP11	CF/CM/CU60D	0.99	1.18	1.07
TM9E100C20MP11	CF/CM64D	0.99	1.19	1.08
TM9E100C20MP11	CF48CBCA1	1.00	1.19	1.08
TM9E100C20MP12	CF/CM/CU60C	0.99	1.11	1.08
TM9E100C20MP12	CF/CM/CU60D	0.99	1.13	1.07
TM9E120D20MP11	CF/CM/CU48D	1.00	1.09	0.97
TM9E120D20MP11	CF/CM/CU60D	0.99	1.06	0.98
TM9E120D20MP11	CF/CM64D	0.99	1.08	0.97
TM9E120D20MP12	CF/CM/CU60D	0.99	1.14	1.08
TM9V060B12MP12C	CF/CM/CU48C	0.96	0.91	0.98
TM9V060B12MP12C	CF/CM/CU60C	0.95	0.91	0.98
TM9V060B12MP12C	CF48CBCA1	0.96	0.91	0.98
TM9V080B12MP12C	CF/CM/CU48C	0.97	0.97	0.98
TM9V080B12MP12C	CF/CM/CU60C	0.96	0.96	0.98
TM9V080B12MP12C	CF48CBCA1	0.97	0.97	0.98
TM9V080C16MP12C	CF/CM/CU48C	0.98	1.00	0.99
TM9V080C16MP12C	CF/CM/CU48D	0.98	1.00	0.99
TM9V080C16MP12C	CF/CM/CU60C	0.96	0.94	0.97
TM9V080C16MP12C	CF/CM/CU60D	0.97	0.98	0.98
TM9V080C16MP12C	CF/CM64D	0.96	1.00	0.99
TM9V080C16MP12C	CF48CBCA1	0.98	1.00	0.99
TM9V100C16MP12C	CF/CM/CU48C	0.98	1.00	0.97
TM9V100C16MP12C	CF/CM/CU48D	0.98	1.00	0.97
TM9V100C16MP12C	CF/CM/CU60C	0.98	1.01	0.98
TM9V100C16MP12C	CF/CM/CU60D	0.97	0.98	0.96
TM9V100C16MP12C	CF/CM64D	0.97	1.02	0.97
TM9V100C16MP12C	CF48CBCA1	0.98	1.00	0.97
TM9V100C20MP12C	CF/CM/CU48C	0.97	0.96	0.96
TM9V100C20MP12C	CF/CM/CU48D	0.97	0.96	0.96
TM9V100C20MP12C	CF/CM/CU60C	0.96	0.97	0.97
TM9V100C20MP12C	CF/CM/CU60D	0.98	1.05	0.99
TM9V100C20MP12C	CF/CM64D	0.96	0.94	0.95
TM9V100C20MP12C	CF48CBCA1	0.97	0.96	0.96
TM9V120D20MP12C	CF/CM/CU48D	0.99	1.03	0.97
TM9V120D20MP12C	CF/CM/CU60D	0.98	1.02	0.96
TM9V120D20MP12C	CF/CM64D	0.97	1.01	0.96

FURNACE MULTIPLIERS - 4 TON (Continued)

Furnaces	Coil	T.C.	S.C.	KW
TM9Y080B12MP11	CF/CM/CU48C	0.96	0.91	0.94
TM9Y080B12MP11	CF/CM/CU60C	0.96	0.91	0.94
TM9Y080B12MP11	CF48CBCA1	0.96	0.91	0.94
TM9Y080C16MP11	CF/CM/CU48C	0.95	0.88	0.92
TM9Y080C16MP11	CF/CM/CU48D	0.95	0.88	0.92
TM9Y080C16MP11	CF/CM/CU60C	0.94	0.88	0.92
TM9Y080C16MP11	CF/CM/CU60D	0.95	0.88	0.92
TM9Y080C16MP11	CF/CM64D	0.94	0.88	0.92
TM9Y080C16MP11	CF48CBCA1	0.95	0.88	0.92
TM9Y100C16MP11	CF/CM/CU48C	0.96	0.92	0.93
TM9Y100C16MP11	CF/CM/CU48D	0.96	0.93	0.92
TM9Y100C16MP11	CF/CM/CU60C	0.96	0.91	0.93
TM9Y100C16MP11	CF/CM/CU60D	0.96	0.93	0.93
TM9Y100C16MP11	CF/CM64D	0.95	0.91	0.92
TM9Y100C16MP11	CF48CBCA1	0.96	0.92	0.93
TM9Y100C20MP11	CF/CM/CU48C	1.00	1.19	1.08
TM9Y100C20MP11	CF/CM/CU48D	1.00	1.19	1.08
TM9Y100C20MP11	CF/CM/CU60C	0.99	1.17	1.09
TM9Y100C20MP11	CF/CM/CU60D	0.99	1.18	1.07
TM9Y100C20MP11	CF/CM64D	0.99	1.19	1.08
TM9Y100C20MP11	CF48CBCA1	1.00	1.19	1.08
TM9Y120D20MP11	CF/CM/CU48D	1.00	1.09	0.97
TM9Y120D20MP11	CF/CM/CU60D	0.99	1.06	0.98
TM9Y120D20MP11	CF/CM64D	0.99	1.08	0.97
TMLV080B12MP12C	CF/CM/CU48C	0.97	0.95	1.00
TMLV080B12MP12C	CF/CM/CU60C	0.96	0.93	0.99
TMLV080B12MP12C	CF48CBCA1	0.97	0.95	1.00
TMLV080C16MP12C	CF/CM/CU48C	0.98	0.97	0.97
TMLV080C16MP12C	CF/CM/CU48D	0.98	0.97	0.96
TMLV080C16MP12C	CF/CM/CU60C	0.97	0.98	0.97
TMLV080C16MP12C	CF/CM/CU60D	0.97	0.98	0.96
TMLV080C16MP12C	CF/CM64D	0.96	0.98	0.96
TMLV080C16MP12C	CF48CBCA1	0.98	0.97	0.97
TMLV100C16MP12C	CF/CM/CU48C	0.98	0.97	0.97
TMLV100C16MP12C	CF/CM/CU48D	0.98	0.97	0.96
TMLV100C16MP12C	CF/CM/CU60C	0.97	0.98	0.97
TMLV100C16MP12C	CF/CM/CU60D	0.97	0.98	0.96
TMLV100C16MP12C	CF/CM64D	0.96	0.98	0.96
TMLV100C16MP12C	CF48CBCA1	0.98	0.97	0.97
TMLV100C20MP12C	CF/CM/CU48C	0.98	0.99	0.95
TMLV100C20MP12C	CF/CM/CU48D	0.98	1.01	0.96
TMLV100C20MP12C	CF/CM/CU60C	0.98	0.99	0.95
TMLV100C20MP12C	CF/CM/CU60D	0.98	0.99	0.95
TMLV100C20MP12C	CF/CM64D	0.96	0.98	0.94
TMLV100C20MP12C	CF48CBCA1	0.98	0.99	0.95
TMLV120C20MP12C	CF/CM/CU48C	0.98	0.99	0.95
TMLV120C20MP12C	CF/CM/CU48D	0.98	1.01	0.96
TMLV120C20MP12C	CF/CM/CU60C	0.98	0.99	0.95
TMLV120C20MP12C	CF/CM/CU60D	0.98	0.99	0.95
TMLV120C20MP12C	CF/CM64D	0.96	0.98	0.94
TMLV120C20MP12C	CF48CBCA1	0.98	0.99	0.95
TMLX080C16MP11	CF/CM/CU48C	0.98	0.97	0.93
TMLX080C16MP11	CF/CM/CU48D	0.98	0.97	0.93
TMLX080C16MP11	CF/CM/CU60C	0.96	0.95	0.92
TMLX080C16MP11	CF/CM/CU60D	0.97	0.98	0.93

FURNACE MULTIPLIERS - 4 TON (Continued)

Furnaces	Coil	T.C.	S.C.	KW
TMLX080C16MP11	CF/CM64D	0.96	0.95	0.92
TMLX080C16MP11	CF48CBCA1	0.98	0.97	0.93
TMLX100C16MP11	CF/CM/CU48C	0.98	0.97	0.93
TMLX100C16MP11	CF/CM/CU48D	0.98	0.97	0.93
TMLX100C16MP11	CF/CM/CU60C	0.96	0.95	0.92
TMLX100C16MP11	CF/CM/CU60D	0.97	0.98	0.93
TMLX100C16MP11	CF/CM64D	0.96	0.95	0.92
TMLX100C16MP11	CF48CBCA1	0.98	0.97	0.93
TMLX100C20MP11	CF/CM/CU48C	0.99	1.10	0.99
TMLX100C20MP11	CF/CM/CU48D	1.00	1.13	0.99
TMLX100C20MP11	CF/CM/CU60C	0.99	1.10	0.99
TMLX100C20MP11	CF/CM/CU60D	0.99	1.10	0.98
TMLX100C20MP11	CF/CM64D	0.99	1.10	0.98
TMLX100C20MP11	CF48CBCA1	0.99	1.10	0.99
TMLX120C20MP11	CF/CM/CU48C	0.99	1.10	0.99
TMLX120C20MP11	CF/CM/CU48D	1.00	1.13	0.99
TMLX120C20MP11	CF/CM/CU60C	0.99	1.10	0.99
TMLX120C20MP11	CF/CM/CU60D	0.99	1.10	0.98
TMLX120C20MP11	CF/CM64D	0.99	1.10	0.98
TMLX120C20MP11	CF48CBCA1	0.99	1.10	0.99
TP9C060B12MP13C	CF/CM/CU48C	0.96	0.91	0.98
TP9C060B12MP13C	CF/CM/CU60C	0.95	0.91	0.98
TP9C060B12MP13C	CF48CBCA1	0.96	0.91	0.98
TP9C080B12MP13C	CF/CM/CU48C	0.97	0.97	0.98
TP9C080B12MP13C	CF/CM/CU60C	0.96	0.96	0.98
TP9C080B12MP13C	CF48CBCA1	0.97	0.97	0.98
TP9C080C16MP13C	CF/CM/CU48C	0.98	1.00	0.99
TP9C080C16MP13C	CF/CM/CU48D	0.98	1.00	0.99
TP9C080C16MP13C	CF/CM/CU60C	0.96	0.94	0.97
TP9C080C16MP13C	CF/CM/CU60D	0.97	0.98	0.98
TP9C080C16MP13C	CF/CM64D	0.96	1.00	0.99
TP9C080C16MP13C	CF48CBCA1	0.98	1.00	0.99
TP9C100C16MP13C	CF/CM/CU48C	0.98	1.00	0.97
TP9C100C16MP13C	CF/CM/CU48D	0.98	1.00	0.97
TP9C100C16MP13C	CF/CM/CU60C	0.98	1.01	0.98
TP9C100C16MP13C	CF/CM/CU60D	0.97	0.98	0.96
TP9C100C16MP13C	CF/CM64D	0.97	1.02	0.97
TP9C100C16MP13C	CF48CBCA1	0.98	1.00	0.97

FURNACE MULTIPLIERS - 4 TON (Continued)

Furnaces	Coil	T.C.	S.C.	KW
TP9C100C20MP13C	CF/CM/CU48C	0.97	0.96	0.96
TP9C100C20MP13C	CF/CM/CU48D	0.97	0.96	0.96
TP9C100C20MP13C	CF/CM/CU60C	0.96	0.97	0.97
TP9C100C20MP13C	CF/CM/CU60D	0.98	1.05	0.99
TP9C100C20MP13C	CF/CM64D	0.96	0.94	0.95
TP9C100C20MP13C	CF48CBCA1	0.97	0.96	0.96
TP9C120D20MP13C	CF/CM/CU48D	0.99	1.03	0.97
TP9C120D20MP13C	CF/CM/CU60D	0.98	1.02	0.96
TP9C120D20MP13C	CF/CM64D	0.97	1.01	0.96
TPLC080B12MP13C	CF/CM/CU48C	0.97	0.95	1.00
TPLC080B12MP13C	CF/CM/CU60C	0.96	0.93	0.99
TPLC080B12MP13C	CF48CBCA1	0.97	0.95	1.00
TPLC080C16MP13C	CF/CM/CU48C	0.98	0.97	0.97
TPLC080C16MP13C	CF/CM/CU48D	0.98	0.97	0.96
TPLC080C16MP13C	CF/CM/CU60C	0.97	0.98	0.97
TPLC080C16MP13C	CF/CM/CU60D	0.97	0.98	0.96
TPLC080C16MP13C	CF/CM64D	0.96	0.98	0.96
TPLC080C16MP13C	CF48CBCA1	0.98	0.97	0.97
TPLC100C16MP13C	CF/CM/CU48C	0.98	0.97	0.97
TPLC100C16MP13C	CF/CM/CU48D	0.98	0.97	0.96
TPLC100C16MP13C	CF/CM/CU60C	0.97	0.98	0.97
TPLC100C16MP13C	CF/CM/CU60D	0.97	0.98	0.96
TPLC100C16MP13C	CF/CM64D	0.96	0.98	0.96
TPLC100C16MP13C	CF48CBCA1	0.98	0.97	0.97
TPLC100C20MP13C	CF/CM/CU48C	0.98	0.99	0.95
TPLC100C20MP13C	CF/CM/CU48D	0.98	1.01	0.96
TPLC100C20MP13C	CF/CM/CU60C	0.98	0.99	0.95
TPLC100C20MP13C	CF/CM/CU60D	0.98	0.99	0.95
TPLC100C20MP13C	CF/CM64D	0.96	0.98	0.94
TPLC100C20MP13C	CF48CBCA1	0.98	0.99	0.95
TPLC120C20MP13C	CF/CM/CU48C	0.98	0.99	0.95
TPLC120C20MP13C	CF/CM/CU48D	0.98	1.01	0.96
TPLC120C20MP13C	CF/CM/CU60C	0.98	0.99	0.95
TPLC120C20MP13C	CF/CM/CU60D	0.98	0.99	0.95
TPLC120C20MP13C	CF/CM64D	0.96	0.98	0.94
TPLC120C20MP13C	CF48CBCA1	0.98	0.99	0.95

HEATING PERFORMANCE DATA - HIGH										
CONDENSING UNIT MODEL NO		TH16B4821S								
AIR TEMP. ENTERING OUTDOOR UNIT (°F)	AIR TEMP. ENTERING INDOOR COIL (°F)	ID CFM								
		1200			1400			1600		
		MBH	COP	KW	MBH	COP	KW	MBH	COP	KW
60	60	61.2	3.27	5.48	62.1	3.42	5.32	63.0	3.58	5.15
	70	57.7	2.95	5.72	59.7	3.10	5.65	61.8	3.25	5.58
	80	54.1	2.69	5.89	57.4	2.83	5.93	60.6	2.97	5.98
47	60	52.7	3.09	5.00	53.5	3.20	4.89	54.3	3.32	4.79
	70	51.7	2.81	5.40	52.5	2.92	5.27	53.4	3.05	5.13
	80	50.7	2.57	5.78	51.6	2.67	5.66	52.4	2.77	5.53
40	60	48.0	2.95	4.76	48.8	3.05	4.69	49.5	3.14	4.62
	70	46.9	2.68	5.14	47.8	2.77	5.05	48.8	2.87	4.97
	80	45.8	2.45	5.49	46.9	2.55	5.40	48.0	2.65	5.31
30	60	41.0	2.71	4.43	41.9	2.79	4.40	42.8	2.87	4.37
	70	41.0	2.51	4.79	41.7	2.57	4.75	42.4	2.64	4.70
	80	41.0	2.34	5.14	41.5	2.39	5.08	42.0	2.45	5.03
17	60	34.7	2.47	4.11	35.2	2.52	4.09	35.7	2.58	4.06
	70	33.4	2.24	4.36	34.3	2.31	4.35	35.3	2.38	4.35
	80	32.0	2.05	4.57	33.5	2.13	4.60	34.9	2.21	4.63
10	60	30.8	2.34	3.86	31.5	2.38	3.87	32.20	2.43	3.89
	70	28.9	2.08	4.06	30.1	2.15	4.11	31.4	2.21	4.16
	80	27.0	1.88	4.21	28.8	1.96	4.31	30.5	2.03	4.40
0	60	26.7	2.66	2.92	28.5	2.76	3.03	32.73	2.87	3.32
	70	23.7	2.07	3.35	25.4	2.15	3.47	29.2	2.24	3.81
	80	20.9	1.49	3.78	22.3	1.54	3.92	25.6	1.60	4.30
-10	60	21.5	2.52	2.47	23.0	2.62	2.56	26.36	2.72	2.82
	70	19.1	1.97	2.84	20.5	2.04	2.94	23.5	2.12	3.23
	80	16.8	1.41	3.20	18.0	1.46	3.32	20.6	1.52	3.65
-20	60	16.3	2.89	3.05	30.2	3.19	3.17	34.75	3.39	3.50
	70	14.5	2.23	3.46	27.1	2.45	3.60	31.2	2.60	3.96
	80	12.7	1.58	3.87	24.0	1.73	4.02	27.6	1.83	4.42

NOTE: ALL CAPACITIES INCLUDE INDOOR FAN HEAT. KW VALUES ARE FOR THE SYSTEM (OUTDOOR + INDOOR).

Yellow shaded cells are AHRI High Heating conditions.

Orange shaded cells are AHRI Low Heating conditions.

Multipliers for determining the performance with other indoor sections.

COIL MULTIPLIERS - 4 TON

Air Handler	Coil	MBH	COP	KW
AE48CBC21	–	1.00	1.00	1.00
AE48CX21	–	1.00	1.00	1.00
AE48DBC21	–	0.98	0.98	1.04
AE48DX21	–	0.98	0.98	1.04
AVC48CX21	–	0.98	0.97	1.05
AVC48DX21	–	0.98	1.02	1.00
AVC60CX21	–	0.99	0.98	1.03
AVC60DX21	–	1.01	1.06	0.94
ME14DN21	CF/CM64D	1.02	1.04	0.94
MVC14DN21	CF/CM48D	0.99	1.01	1.00
MVC16CN21	CF/CM48C	0.99	1.00	1.01
MVC16CN21	CF/CM60C	1.00	1.01	0.99
MVC16CN21	CF48BCA1	0.99	1.00	1.01
MVC20DN21	CF/CM48D	0.98	0.98	1.05
MVC20DN21	CF/CM60D	1.00	1.02	0.98
MVC20DN21	CF/CM64D	1.01	1.09	0.91

FURNACE MULTIPLIERS - 4 TON

Furnaces	Coil	MBH	COP	KW
TL8E080C16UH11	CF/CM/CU48C	1.02	0.98	1.04
TL8E080C16UH11	CF/CM/CU48D	1.02	0.98	1.04
TL8E080C16UH11	CF/CM/CU60C	0.99	0.97	1.02
TL8E080C16UH11	CF/CM/CU60D	0.98	0.96	1.02
TL8E080C16UH11	CF/CM64D	0.99	1.03	0.96
TL8E100C20UH11	CF/CM/CU48C	1.02	0.99	1.03
TL8E100C20UH11	CF/CM/CU48D	1.02	0.96	1.07
TL8E100C20UH11	CF/CM/CU60C	0.99	0.99	1.00
TL8E100C20UH11	CF/CM/CU60D	0.99	0.99	1.00
TL8E100C20UH11	CF/CM64D	0.99	1.04	0.95
TL9E080C16UH11	CF/CM/CU48C	1.02	0.98	1.05
TL9E080C16UH11	CF/CM/CU48D	1.02	0.98	1.05
TL9E080C16UH11	CF/CM/CU60C	0.98	0.95	1.03
TL9E080C16UH11	CF/CM/CU60D	0.98	0.96	1.02
TL9E080C16UH11	CF/CM64D	0.99	1.02	0.97
TL9E100C20UH11	CF/CM/CU48C	1.02	0.99	1.03
TL9E100C20UH11	CF/CM/CU48D	1.02	0.96	1.07
TL9E100C20UH11	CF/CM/CU60C	0.99	0.98	1.01

FURNACE MULTIPLIERS - 4 TON (Continued)

Furnaces	Coil	MBH	COP	KW
TL9E100C20UH11	CF/CM/CU60D	0.99	0.99	1.00
TL9E100C20UH11	CF/CM64D	1.01	1.06	0.96
TM8E080B12MP11	CF/CM/CU48C	1.02	0.94	1.08
TM8E080B12MP11	CF/CM/CU60C	0.98	0.93	1.05
TM8E080C16MP11	CF/CM/CU48C	1.02	0.94	1.08
TM8E080C16MP11	CF/CM/CU48D	1.02	0.96	1.06
TM8E080C16MP11	CF/CM/CU60D	0.99	0.98	1.01
TM8E080C16MP11	CF/CM64D	1.01	1.04	0.97
TM8E080C20MP11	CF/CM/CU60C	0.99	0.98	1.01
TM8E080C20MP11	CF/CM/CU60D	0.99	0.95	1.04
TM8E100B12MP11	CF/CM/CU48C	1.02	0.94	1.08
TM8E100B12MP11	CF/CM/CU60C	0.98	0.93	1.06
TM8E100C16MP11	CF/CM/CU48C	1.02	0.98	1.05
TM8E100C16MP11	CF/CM/CU48D	1.02	0.98	1.05
TM8E100C16MP11	CF/CM/CU60C	0.98	0.94	1.04
TM8E100C16MP11	CF/CM/CU60D	0.99	0.98	1.01
TM8E100C16MP11	CF/CM64D	1.01	1.04	0.97
TM8E100C20MP11	CF/CM/CU60C	0.98	0.98	1.00
TM8E100C20MP11	CF/CM/CU60D	0.99	0.99	1.00
TM8E120C16MP11	CF/CM/CU48C	1.02	0.98	1.05
TM8E120C16MP11	CF/CM/CU48D	1.02	0.98	1.05
TM8E120C16MP11	CF/CM/CU60D	0.99	0.98	1.01
TM8E120C16MP11	CF/CM64D	1.01	1.04	0.97
TM8E120C20MP11	CF/CM/CU60C	0.98	0.98	1.00
TM8E120C20MP11	CF/CM/CU60D	0.98	0.98	1.00
TM8E130D20MP11	CF/CM/CU60D	0.99	0.99	1.00
TM8V080B12MP12C	CF/CM/CU48C	0.98	0.94	1.09
TM8V080B12MP12C	CF/CM/CU60C	0.98	0.95	1.07
TM8V080B12MP12C	CF48CBCA1	0.98	0.94	1.09
TM8V080C16MP12C	CF/CM/CU48C	0.98	0.98	1.05
TM8V080C16MP12C	CF/CM/CU48D	0.98	0.98	1.05
TM8V080C16MP12C	CF/CM/CU60C	0.99	0.98	1.03
TM8V080C16MP12C	CF/CM/CU60D	0.99	0.99	1.02
TM8V080C16MP12C	CF/CM64D	1.01	1.02	0.97
TM8V080C16MP12C	CF48CBCA1	0.98	0.98	1.05
TM8V100C16MP12C	CF/CM/CU48C	0.98	0.98	1.05
TM8V100C16MP12C	CF/CM/CU48D	0.98	0.98	1.05
TM8V100C16MP12C	CF/CM/CU60C	0.99	0.98	1.03
TM8V100C16MP12C	CF/CM/CU60D	0.99	0.99	1.02
TM8V100C16MP12C	CF/CM64D	1.01	1.02	0.97
TM8V100C16MP12C	CF48CBCA1	0.98	0.98	1.05
TM8V100C20MP12C	CF/CM/CU48C	0.98	0.99	1.03
TM8V100C20MP12C	CF/CM/CU48D	0.98	0.99	1.03
TM8V100C20MP12C	CF/CM/CU60C	0.99	1.00	1.01
TM8V100C20MP12C	CF/CM/CU60D	0.99	1.01	1.00
TM8V100C20MP12C	CF/CM64D	1.02	1.02	0.95
TM8V100C20MP12C	CF48CBCA1	0.98	0.99	1.03
TM8V120C20MP12C	CF/CM/CU48C	0.98	0.99	1.03
TM8V120C20MP12C	CF/CM/CU48D	0.98	0.99	1.03
TM8V120C20MP12C	CF/CM/CU60C	0.99	1.00	1.01
TM8V120C20MP12C	CF/CM/CU60D	0.99	1.01	1.00
TM8V120C20MP12C	CF/CM64D	1.02	1.02	0.95
TM8V120C20MP12C	CF48CBCA1	0.98	0.99	1.03
TM8X080C16MP11	CF/CM/CU48C	0.98	0.94	1.08
TM8X080C16MP11	CF/CM/CU48D	0.98	0.94	1.08

FURNACE MULTIPLIERS - 4 TON (Continued)

Furnaces	Coil	MBH	COP	KW
TM8X080C16MP11	CF/CM/CU60C	0.99	0.99	1.02
TM8X080C16MP11	CF/CM/CU60D	0.99	1.00	1.01
TM8X080C16MP11	CF/CM64D	1.01	1.03	0.96
TM8X080C16MP11	CF48CBCA1	0.98	0.94	1.08
TM8X100C16MP11	CF/CM/CU48C	0.98	0.94	1.08
TM8X100C16MP11	CF/CM/CU48D	0.98	0.94	1.08
TM8X100C16MP11	CF/CM/CU60C	0.99	0.99	1.02
TM8X100C16MP11	CF/CM/CU60D	0.99	1.00	1.01
TM8X100C16MP11	CF/CM64D	1.01	1.03	0.96
TM8X100C16MP11	CF48CBCA1	0.98	0.94	1.08
TM8X100C20MP11	CF/CM/CU48C	0.98	0.99	1.03
TM8X100C20MP11	CF/CM/CU48D	0.98	0.96	1.07
TM8X100C20MP11	CF/CM/CU60C	0.99	1.00	1.01
TM8X100C20MP11	CF/CM/CU60D	0.98	1.02	1.00
TM8X100C20MP11	CF/CM64D	1.02	1.04	0.94
TM8X100C20MP11	CF48CBCA1	0.98	0.99	1.03
TM8X120C20MP11	CF/CM/CU48C	0.98	0.99	1.03
TM8X120C20MP11	CF/CM/CU48D	0.98	0.96	1.07
TM8X120C20MP11	CF/CM/CU60C	0.99	1.00	1.01
TM8X120C20MP11	CF/CM/CU60D	0.98	1.02	1.00
TM8X120C20MP11	CF/CM64D	1.02	1.04	0.94
TM8X120C20MP11	CF48CBCA1	0.98	0.99	1.03
TM8Y080C16MP11	CF/CM/CU48C	0.98	0.94	1.08
TM8Y080C16MP11	CF/CM/CU48D	0.98	0.94	1.08
TM8Y080C16MP11	CF/CM/CU60C	0.99	0.99	1.02
TM8Y080C16MP11	CF/CM/CU60D	0.99	1.00	1.01
TM8Y080C16MP11	CF/CM64D	1.01	1.03	0.96
TM8Y080C16MP11	CF48CBCA1	0.98	0.94	1.08
TM8Y100C16MP11	CF/CM/CU48C	0.98	0.94	1.08
TM8Y100C16MP11	CF/CM/CU48D	0.98	0.94	1.08
TM8Y100C16MP11	CF/CM/CU60C	0.99	0.99	1.02
TM8Y100C16MP11	CF/CM/CU60D	0.99	1.00	1.01
TM8Y100C16MP11	CF/CM64D	1.01	1.03	0.96
TM8Y100C16MP11	CF48CBCA1	0.98	0.94	1.08
TM8Y100C20MP11	CF/CM/CU48C	0.98	0.99	1.03
TM8Y100C20MP11	CF/CM/CU48D	0.98	0.96	1.07
TM8Y100C20MP11	CF/CM/CU60C	0.99	1.00	1.01
TM8Y100C20MP11	CF/CM/CU60D	0.98	1.02	1.00
TM8Y100C20MP11	CF/CM64D	1.02	1.04	0.94
TM8Y100C20MP11	CF48CBCA1	0.98	0.99	1.03
TM8Y120C20MP11	CF/CM/CU48C	0.98	0.99	1.03
TM8Y120C20MP11	CF/CM/CU48D	0.98	0.96	1.07
TM8Y120C20MP11	CF/CM/CU60C	0.99	1.00	1.01
TM8Y120C20MP11	CF/CM/CU60D	0.98	1.02	1.00
TM8Y120C20MP11	CF/CM64D	1.02	1.04	0.94
TM8Y120C20MP11	CF48CBCA1	0.98	0.99	1.03
TM9E080B12MP11	CF/CM/CU48C	0.98	0.96	1.07
TM9E080B12MP11	CF/CM/CU60C	0.98	0.97	1.05
TM9E080B12MP11	CF48CBCA1	0.98	0.96	1.07
TM9E080B12MP12	CF/CM/CU48C	1.02	0.96	1.07
TM9E080B12MP12	CF/CM/CU60C	0.98	0.93	1.05
TM9E080C16MP11	CF/CM/CU48C	0.98	0.97	1.05
TM9E080C16MP11	CF/CM/CU48D	0.98	0.98	1.05
TM9E080C16MP11	CF/CM/CU60C	0.98	0.98	1.04
TM9E080C16MP11	CF/CM/CU60D	0.98	0.98	1.04

FURNACE MULTIPLIERS - 4 TON (Continued)

Furnaces	Coil	MBH	COP	KW
TM9E080C16MP11	CF/CM64D	1.01	1.02	0.97
TM9E080C16MP11	CF48CBCA1	0.98	0.97	1.05
TM9E080C16MP12	CF/CM/CU48C	1.02	0.96	1.06
TM9E080C16MP12	CF/CM/CU48D	1.02	0.96	1.06
TM9E080C16MP12	CF/CM/CU60D	0.98	0.94	1.04
TM9E080C16MP12	CF/CM64D	0.98	1.01	0.97
TM9E080C20MP12	CF/CM/CU60C	0.98	0.98	1.00
TM9E080C20MP12	CF/CM/CU60D	1.00	0.95	1.05
TM9E100C16MP11	CF/CM/CU48C	0.98	0.98	1.05
TM9E100C16MP11	CF/CM/CU48D	0.98	0.98	1.05
TM9E100C16MP11	CF/CM/CU60C	0.98	0.99	1.03
TM9E100C16MP11	CF/CM/CU60D	0.99	0.99	1.02
TM9E100C16MP11	CF/CM64D	1.01	1.02	0.97
TM9E100C16MP11	CF48CBCA1	0.98	0.98	1.05
TM9E100C16MP12	CF/CM/CU48C	1.02	0.96	1.06
TM9E100C16MP12	CF/CM/CU48D	1.02	0.96	1.06
TM9E100C16MP12	CF/CM/CU60D	1.00	0.97	1.03
TM9E100C16MP12	CF/CM64D	0.98	1.01	0.97
TM9E100C20MP11	CF/CM/CU48C	0.98	0.99	1.03
TM9E100C20MP11	CF/CM/CU48D	0.98	0.99	1.03
TM9E100C20MP11	CF/CM/CU60C	0.98	0.99	1.03
TM9E100C20MP11	CF/CM/CU60D	0.99	0.99	1.02
TM9E100C20MP11	CF/CM64D	1.01	1.03	0.96
TM9E100C20MP11	CF48CBCA1	0.98	0.99	1.03
TM9E100C20MP12	CF/CM/CU60C	0.98	0.98	1.00
TM9E100C20MP12	CF/CM/CU60D	0.99	0.99	1.00
TM9E120D20MP11	CF/CM/CU48D	0.98	0.96	1.07
TM9E120D20MP11	CF/CM/CU60D	1.00	0.98	1.02
TM9E120D20MP11	CF/CM64D	0.99	1.05	0.96
TM9E120D20MP12	CF/CM/CU60D	1.00	0.99	1.01
TM9V060B12MP12C	CF/CM/CU48C	0.98	0.94	1.09
TM9V060B12MP12C	CF/CM/CU60C	0.98	0.95	1.07
TM9V060B12MP12C	CF48CBCA1	0.98	0.94	1.09
TM9V080B12MP12C	CF/CM/CU48C	0.98	0.96	1.07
TM9V080B12MP12C	CF/CM/CU60C	0.99	0.96	1.05
TM9V080B12MP12C	CF48CBCA1	0.98	0.96	1.07
TM9V080C16MP12C	CF/CM/CU48C	0.98	0.97	1.05
TM9V080C16MP12C	CF/CM/CU48D	0.98	0.97	1.05
TM9V080C16MP12C	CF/CM/CU60C	0.99	0.97	1.04
TM9V080C16MP12C	CF/CM/CU60D	0.99	0.98	1.03
TM9V080C16MP12C	CF/CM64D	1.01	1.02	0.97
TM9V080C16MP12C	CF48CBCA1	0.98	0.97	1.05
TM9V100C16MP12C	CF/CM/CU48C	0.98	0.98	1.05
TM9V100C16MP12C	CF/CM/CU48D	0.98	0.98	1.05
TM9V100C16MP12C	CF/CM/CU60C	0.99	0.99	1.02
TM9V100C16MP12C	CF/CM/CU60D	1.00	0.99	1.01
TM9V100C16MP12C	CF/CM64D	1.02	1.03	0.95
TM9V100C16MP12C	CF48CBCA1	0.98	0.98	1.05
TM9V100C20MP12C	CF/CM/CU48C	0.98	0.98	1.04
TM9V100C20MP12C	CF/CM/CU48D	0.98	0.99	1.03
TM9V100C20MP12C	CF/CM/CU60C	0.99	0.99	1.02
TM9V100C20MP12C	CF/CM/CU60D	0.98	1.01	1.01
TM9V100C20MP12C	CF/CM64D	1.02	1.02	0.96
TM9V100C20MP12C	CF48CBCA1	0.98	0.98	1.04
TM9V120D20MP12C	CF/CM/CU48D	0.98	1.00	1.02

FURNACE MULTIPLIERS - 4 TON (Continued)

Furnaces	Coil	MBH	COP	KW
TM9V120D20MP12C	CF/CM/CU60D	0.99	1.01	1.00
TM9V120D20MP12C	CF/CM64D	1.01	1.05	0.94
TM9Y080B12MP11	CF/CM/CU48C	0.98	0.96	1.07
TM9Y080B12MP11	CF/CM/CU60C	0.98	0.97	1.05
TM9Y080B12MP11	CF48CBCA1	0.98	0.96	1.07
TM9Y080C16MP11	CF/CM/CU48C	0.98	0.97	1.05
TM9Y080C16MP11	CF/CM/CU48D	0.98	0.98	1.05
TM9Y080C16MP11	CF/CM/CU60C	0.98	0.98	1.04
TM9Y080C16MP11	CF/CM/CU60D	0.98	0.98	1.04
TM9Y080C16MP11	CF/CM64D	1.01	1.02	0.97
TM9Y080C16MP11	CF48CBCA1	0.98	0.97	1.05
TM9Y100C16MP11	CF/CM/CU48C	0.98	0.98	1.05
TM9Y100C16MP11	CF/CM/CU48D	0.98	0.98	1.05
TM9Y100C16MP11	CF/CM/CU60C	0.98	0.99	1.03
TM9Y100C16MP11	CF/CM/CU60D	0.99	0.99	1.02
TM9Y100C16MP11	CF/CM64D	1.01	1.02	0.97
TM9Y100C16MP11	CF48CBCA1	0.98	0.98	1.05
TM9Y100C20MP11	CF/CM/CU48C	0.98	0.99	1.03
TM9Y100C20MP11	CF/CM/CU48D	0.98	0.99	1.03
TM9Y100C20MP11	CF/CM/CU60C	0.98	0.99	1.03
TM9Y100C20MP11	CF/CM/CU60D	0.99	0.99	1.02
TM9Y100C20MP11	CF/CM64D	1.01	1.03	0.96
TM9Y100C20MP11	CF48CBCA1	0.98	0.99	1.03
TM9Y120D20MP11	CF/CM/CU48D	0.98	0.96	1.07
TM9Y120D20MP11	CF/CM/CU60D	1.00	0.98	1.02
TM9Y120D20MP11	CF/CM64D	0.99	1.05	0.96
TMLV080B12MP12C	CF/CM/CU48C	0.98	0.94	1.09
TMLV080B12MP12C	CF/CM/CU60C	0.98	0.95	1.07
TMLV080B12MP12C	CF48CBCA1	0.98	0.94	1.09
TMLV080C16MP12C	CF/CM/CU48C	0.98	0.98	1.05
TMLV080C16MP12C	CF/CM/CU48D	0.98	0.98	1.05
TMLV080C16MP12C	CF/CM/CU60C	0.99	0.98	1.03
TMLV080C16MP12C	CF/CM/CU60D	0.99	0.99	1.02
TMLV080C16MP12C	CF/CM64D	1.01	1.02	0.97
TMLV080C16MP12C	CF48CBCA1	0.98	0.98	1.05
TMLV100C16MP12C	CF/CM/CU48C	0.98	0.98	1.05
TMLV100C16MP12C	CF/CM/CU48D	0.98	0.98	1.05
TMLV100C16MP12C	CF/CM/CU60C	0.99	0.98	1.03
TMLV100C16MP12C	CF/CM/CU60D	0.99	0.99	1.02
TMLV100C16MP12C	CF/CM64D	1.01	1.02	0.97
TMLV100C16MP12C	CF48CBCA1	0.98	0.98	1.05
TMLV100C20MP12C	CF/CM/CU48C	0.98	0.99	1.03
TMLV100C20MP12C	CF/CM/CU48D	0.98	0.99	1.03
TMLV100C20MP12C	CF/CM/CU60C	0.99	1.00	1.01
TMLV100C20MP12C	CF/CM/CU60D	0.99	1.01	1.00
TMLV100C20MP12C	CF/CM64D	1.02	1.02	0.95
TMLV100C20MP12C	CF48CBCA1	0.98	0.99	1.03
TMLV120C20MP12C	CF/CM/CU48C	0.98	0.99	1.03
TMLV120C20MP12C	CF/CM/CU48D	0.98	0.99	1.03
TMLV120C20MP12C	CF/CM/CU60C	0.99	1.00	1.01
TMLV120C20MP12C	CF/CM/CU60D	0.99	1.01	1.00
TMLV120C20MP12C	CF/CM64D	1.02	1.02	0.95
TMLV120C20MP12C	CF48CBCA1	0.98	0.99	1.03
TMLX080C16MP11	CF/CM/CU48C	0.98	0.94	1.08
TMLX080C16MP11	CF/CM/CU48D	0.98	0.94	1.08

FURNACE MULTIPLIERS - 4 TON (Continued)

Furnaces	Coil	MBH	COP	KW
TMLX080C16MP11	CF/CM/CU60C	0.99	0.99	1.02
TMLX080C16MP11	CF/CM/CU60D	0.99	1.00	1.01
TMLX080C16MP11	CF/CM64D	1.01	1.03	0.96
TMLX080C16MP11	CF48CBCA1	0.98	0.94	1.08
TMLX100C16MP11	CF/CM/CU48C	0.98	0.94	1.08
TMLX100C16MP11	CF/CM/CU48D	0.98	0.94	1.08
TMLX100C16MP11	CF/CM/CU60C	0.99	0.99	1.02
TMLX100C16MP11	CF/CM/CU60D	0.99	1.00	1.01
TMLX100C16MP11	CF/CM64D	1.01	1.03	0.96
TMLX100C16MP11	CF48CBCA1	0.98	0.94	1.08
TMLX100C20MP11	CF/CM/CU48C	0.98	0.99	1.03
TMLX100C20MP11	CF/CM/CU48D	0.98	0.96	1.07
TMLX100C20MP11	CF/CM/CU60C	0.99	1.00	1.01
TMLX100C20MP11	CF/CM/CU60D	0.98	1.02	1.00
TMLX100C20MP11	CF/CM64D	1.02	1.04	0.94
TMLX100C20MP11	CF48CBCA1	0.98	0.99	1.03
TMLX120C20MP11	CF/CM/CU48C	0.98	0.99	1.03
TMLX120C20MP11	CF/CM/CU48D	0.98	0.96	1.07
TMLX120C20MP11	CF/CM/CU60C	0.99	1.00	1.01
TMLX120C20MP11	CF/CM/CU60D	0.98	1.02	1.00
TMLX120C20MP11	CF/CM64D	1.02	1.04	0.94
TMLX120C20MP11	CF48CBCA1	0.98	0.99	1.03
TP9C060B12MP13C	CF/CM/CU48C	0.98	0.94	1.09
TP9C060B12MP13C	CF/CM/CU60C	0.98	0.95	1.07
TP9C060B12MP13C	CF48CBCA1	0.98	0.94	1.09
TP9C080B12MP13C	CF/CM/CU48C	0.98	0.96	1.07
TP9C080B12MP13C	CF/CM/CU60C	0.99	0.96	1.05
TP9C080B12MP13C	CF48CBCA1	0.98	0.96	1.07
TP9C080C16MP13C	CF/CM/CU48C	0.98	0.97	1.05
TP9C080C16MP13C	CF/CM/CU48D	0.98	0.97	1.05
TP9C080C16MP13C	CF/CM/CU60C	0.99	0.97	1.04
TP9C080C16MP13C	CF/CM/CU60D	0.99	0.98	1.03
TP9C080C16MP13C	CF/CM64D	1.01	1.02	0.97
TP9C080C16MP13C	CF48CBCA1	0.98	0.97	1.05
TP9C100C16MP13C	CF/CM/CU48C	0.98	0.98	1.05
TP9C100C16MP13C	CF/CM/CU48D	0.98	0.98	1.05
TP9C100C16MP13C	CF/CM/CU60C	0.99	0.99	1.02
TP9C100C16MP13C	CF/CM/CU60D	1.00	0.99	1.01
TP9C100C16MP13C	CF/CM64D	1.02	1.03	0.95

FURNACE MULTIPLIERS - 4 TON (Continued)

Furnaces	Coil	MBH	COP	KW
TP9C100C16MP13C	CF48CBCA1	0.98	0.98	1.05
TP9C100C20MP13C	CF/CM/CU48C	0.98	0.98	1.04
TP9C100C20MP13C	CF/CM/CU48D	0.98	0.99	1.03
TP9C100C20MP13C	CF/CM/CU60C	0.99	0.99	1.02
TP9C100C20MP13C	CF/CM/CU60D	0.98	1.01	1.01
TP9C100C20MP13C	CF/CM64D	1.02	1.02	0.96
TP9C100C20MP13C	CF48CBCA1	0.98	0.98	1.04
TP9C120D20MP13C	CF/CM/CU48D	0.98	1.00	1.02
TP9C120D20MP13C	CF/CM/CU60D	0.99	1.01	1.00
TP9C120D20MP13C	CF/CM64D	1.01	1.05	0.94
TPLC080B12MP13C	CF/CM/CU48C	0.98	0.94	1.09
TPLC080B12MP13C	CF/CM/CU60C	0.98	0.95	1.07
TPLC080B12MP13C	CF48CBCA1	0.98	0.94	1.09
TPLC080C16MP13C	CF/CM/CU48C	0.98	0.98	1.05
TPLC080C16MP13C	CF/CM/CU48D	0.98	0.98	1.05
TPLC080C16MP13C	CF/CM/CU60C	0.99	0.98	1.03
TPLC080C16MP13C	CF/CM/CU60D	0.99	0.99	1.02
TPLC080C16MP13C	CF/CM64D	1.01	1.02	0.97
TPLC080C16MP13C	CF48CBCA1	0.98	0.98	1.05
TPLC100C16MP13C	CF/CM/CU48C	0.98	0.98	1.05
TPLC100C16MP13C	CF/CM/CU48D	0.98	0.98	1.05
TPLC100C16MP13C	CF/CM/CU60C	0.99	0.98	1.03
TPLC100C16MP13C	CF/CM/CU60D	0.99	0.99	1.02
TPLC100C16MP13C	CF/CM64D	1.01	1.02	0.97
TPLC100C16MP13C	CF48CBCA1	0.98	0.98	1.05
TPLC100C20MP13C	CF/CM/CU48C	0.98	0.99	1.03
TPLC100C20MP13C	CF/CM/CU48D	0.98	0.99	1.03
TPLC100C20MP13C	CF/CM/CU60C	0.99	1.00	1.01
TPLC100C20MP13C	CF/CM/CU60D	0.99	1.01	1.00
TPLC100C20MP13C	CF/CM64D	1.02	1.02	0.95
TPLC100C20MP13C	CF48CBCA1	0.98	0.99	1.03
TPLC120C20MP13C	CF/CM/CU48C	0.98	0.99	1.03
TPLC120C20MP13C	CF/CM/CU48D	0.98	0.99	1.03
TPLC120C20MP13C	CF/CM/CU60C	0.99	1.00	1.01
TPLC120C20MP13C	CF/CM/CU60D	0.99	1.01	1.00
TPLC120C20MP13C	CF/CM64D	1.02	1.02	0.95
TPLC120C20MP13C	CF48CBCA1	0.98	0.99	1.03

HEATING PERFORMANCE DATA - MEDIUM										
CONDENSING UNIT MODEL NO		TH16B4821S								
AIR TEMP. ENTERING OUTDOOR UNIT (°F)	AIR TEMP. ENTERING INDOOR COIL (°F)	ID CFM								
		800			1000			1200		
		MBH	COP	KW	MBH	COP	KW	MBH	COP	KW
60	60	32.8	4.24	2.27	33.7	4.49	2.20	34.6	4.76	2.13
	70	31.8	3.72	2.50	32.8	3.97	2.42	33.7	4.23	2.33
	80	30.8	3.32	2.72	31.8	3.50	2.66	32.8	3.70	2.60
47	60	27.9	3.82	2.14	28.6	3.98	2.11	29.3	4.14	2.08
	70	27.1	3.36	2.36	27.9	3.52	2.32	28.7	3.68	2.28
	80	26.2	3.01	2.55	27.2	3.16	2.52	28.1	3.32	2.48
40	60	23.9	3.41	2.05	24.3	3.50	2.03	24.6	3.59	2.01
	70	22.8	2.99	2.23	23.2	3.09	2.20	23.7	3.19	2.17
	80	21.7	2.66	2.39	22.2	2.73	2.39	22.7	2.79	2.38
30	60	20.5	3.06	1.96	21.6	3.19	1.98	22.7	3.32	2.01
	70	20.5	2.80	2.14	21.2	2.88	2.16	21.9	2.95	2.17
	80	20.5	2.59	2.32	20.8	2.62	2.32	21.1	2.66	2.32
17	60	17.1	2.77	1.81	19.0	2.93	1.89	20.8	3.08	1.98
	70	18.2	2.63	2.02	19.2	2.71	2.07	20.2	2.79	2.12
	80	19.3	2.51	2.25	19.4	2.53	2.25	19.5	2.55	2.24
10	60	13.7	2.53	1.59	16.3	2.72	1.75	18.90	2.88	1.92
	70	15.9	2.48	1.87	17.2	2.57	1.96	18.4	2.64	2.04
	80	18.1	2.44	2.17	18.0	2.44	2.16	17.9	2.44	2.15

NOTE: ALL CAPACITIES INCLUDE INDOOR FAN HEAT. KW VALUES ARE FOR THE SYSTEM (OUTDOOR + INDOOR).
Yellow shaded cells are AHRI High Heating conditions.
Orange shaded cells are AHRI Low Heating conditions.

Multipliers for determining the performance with other indoor sections.

HEATING PERFORMANCE DATA - LOW										
CONDENSING UNIT MODEL NO		TH16B4821S								
AIR TEMP. ENTERING OUTDOOR UNIT (°F)	AIR TEMP. ENTERING INDOOR COIL (°F)	ID CFM								
		800			1000			1200		
		MBH	COP	KW	MBH	COP	KW	MBH	COP	KW
60	60	26.1	4.63	1.65	26.8	4.75	1.65	27.4	4.88	1.64
	70	25.2	4.02	1.83	25.8	4.14	1.83	26.5	4.26	1.82
	80	24.2	3.55	2.00	24.9	3.67	1.99	25.5	3.78	1.98
47	60	22.0	3.91	1.65	22.6	3.97	1.66	23.1	4.04	1.67
	70	21.2	3.43	1.81	21.8	3.50	1.82	22.4	3.57	1.83
	80	20.4	3.06	1.96	21.0	3.13	1.97	21.6	3.20	1.98
40	60	20.0	3.59	1.63	20.5	3.64	1.65	21.0	3.70	1.66
	70	19.3	3.18	1.78	19.8	3.23	1.79	20.3	3.29	1.81
	80	18.6	2.86	1.91	19.1	2.91	1.93	19.6	2.95	1.94
30	60	16.7	3.11	1.57	17.0	3.08	1.62	17.3	3.06	1.66
	70	16.4	2.80	1.71	16.7	2.80	1.75	17.0	2.79	1.79
	80	16.0	2.55	1.84	16.4	2.56	1.87	16.7	2.57	1.91
17	60	13.4	2.75	1.43	13.5	2.67	1.48	13.6	2.60	1.53
	70	13.4	2.50	1.57	13.6	2.46	1.61	13.7	2.42	1.66
	80	13.4	2.30	1.71	13.6	2.28	1.75	13.8	2.27	1.78
10	60	10.1	2.46	1.20	10.0	2.36	1.24	9.90	2.27	1.28
	70	10.5	2.26	1.35	10.4	2.20	1.39	10.4	2.14	1.42
	80	10.8	2.09	1.51	10.9	2.06	1.54	10.9	2.03	1.57

NOTE: ALL CAPACITIES INCLUDE INDOOR FAN HEAT. KW VALUES ARE FOR THE SYSTEM (OUTDOOR + INDOOR).
Yellow shaded cells are AHRI High Heating conditions.
Orange shaded cells are AHRI Low Heating conditions.

Multipliers for determining the performance with other indoor sections.

COIL MULTIPLIERS - 4 TON

Air Handler	Coil	MBH	COP	KW
AE48CBC21	-	1.00	1.00	1.00
AE48CX21	-	1.00	1.00	1.00
AE48DBC21	-	1.01	0.99	1.00
AE48DX21	-	1.01	0.99	1.00
AVC48CX21	-	1.03	0.99	0.98
AVC48DX21	-	1.01	1.02	0.97
AVC60CX21	-	1.01	1.00	0.99
AVC60DX21	-	0.97	1.08	0.96
ME14DN21	CF/CM64D	0.98	1.08	0.95
MVC14DN21	CF/CM48D	1.01	1.02	0.96
MVC16CN21	CF/CM48C	1.01	1.02	0.97
MVC16CN21	CF/CM60C	1.01	1.03	0.96
MVC16CN21	CF48CBCA1	1.01	1.02	0.97
MVC20DN21	CF/CM48D	1.02	0.99	0.99
MVC20DN21	CF/CM60D	1.01	1.04	0.96
MVC20DN21	CF/CM64D	0.95	1.10	0.95

FURNACE MULTIPLIERS - 4 TON

Furnaces	Coil	MBH	COP	KW
TL8E080C16UH11	CF/CM/CU48C	1.00	0.99	1.01
TL8E080C16UH11	CF/CM/CU48D	1.00	0.99	1.01
TL8E080C16UH11	CF/CM/CU60C	0.98	0.94	1.04
TL8E080C16UH11	CF/CM/CU60D	0.94	0.93	1.01
TL8E080C16UH11	CF/CM64D	1.04	1.06	0.98
TL8E100C20UH11	CF/CM/CU48C	0.99	1.00	0.99
TL8E100C20UH11	CF/CM/CU48D	1.01	0.97	1.04
TL8E100C20UH11	CF/CM/CU60C	0.97	0.96	1.01
TL8E100C20UH11	CF/CM/CU60D	0.98	0.96	1.02
TL8E100C20UH11	CF/CM64D	1.04	1.07	0.97
TL9E080C16UH11	CF/CM/CU48C	1.01	0.98	1.02
TL9E080C16UH11	CF/CM/CU48D	1.01	0.98	1.02
TL9E080C16UH11	CF/CM/CU60C	0.94	0.92	1.02
TL9E080C16UH11	CF/CM/CU60D	0.95	0.94	1.01
TL9E080C16UH11	CF/CM64D	1.04	1.05	0.99
TL9E100C20UH11	CF/CM/CU48C	1.00	0.99	1.01
TL9E100C20UH11	CF/CM/CU48D	1.01	0.97	1.04
TL9E100C20UH11	CF/CM/CU60C	0.98	0.95	1.03
TL9E100C20UH11	CF/CM/CU60D	0.98	0.96	1.02
TL9E100C20UH11	CF/CM64D	1.07	1.07	1.00
TM8E080B12MP11	CF/CM/CU48C	0.99	0.97	1.02
TM8E080B12MP11	CF/CM/CU60C	0.93	0.91	1.03
TM8E080C16MP11	CF/CM/CU48C	1.01	0.95	1.06
TM8E080C16MP11	CF/CM/CU48D	0.98	0.98	0.99
TM8E080C16MP11	CF/CM/CU60D	0.98	0.95	1.03
TM8E080C16MP11	CF/CM64D	1.08	1.06	1.01
TM8E080C20MP11	CF/CM/CU60C	0.96	0.95	1.01
TM8E080C20MP11	CF/CM/CU60D	0.97	0.92	1.05
TM8E100B12MP11	CF/CM/CU48C	0.98	0.97	1.01
TM8E100B12MP11	CF/CM/CU60C	0.89	0.88	1.01
TM8E100C16MP11	CF/CM/CU48C	0.99	0.99	0.99
TM8E100C16MP11	CF/CM/CU48D	0.99	0.99	0.99
TM8E100C16MP11	CF/CM/CU60C	0.91	0.91	0.99
TM8E100C16MP11	CF/CM/CU60D	0.98	0.95	1.03
TM8E100C16MP11	CF/CM64D	1.08	1.05	1.02
TM8E100C20MP11	CF/CM/CU60C	0.96	0.95	1.00

FURNACE MULTIPLIERS - 4 TON (Continued)

Furnaces	Coil	MBH	COP	KW
TM8E100C20MP11	CF/CM/CU60D	0.96	0.96	1.00
TM8E120C16MP11	CF/CM/CU48C	0.99	0.99	0.99
TM8E120C16MP11	CF/CM/CU48D	0.99	0.99	0.99
TM8E120C16MP11	CF/CM/CU60D	0.98	0.95	1.03
TM8E120C16MP11	CF/CM64D	1.07	1.06	1.01
TM8E120C20MP11	CF/CM/CU60C	0.96	0.95	1.00
TM8E120C20MP11	CF/CM/CU60D	0.96	0.96	1.00
TM8E130D20MP11	CF/CM/CU60D	0.98	0.96	1.02
TM8V080B12MP12C	CF/CM/CU48C	1.01	0.95	1.05
TM8V080B12MP12C	CF/CM/CU60C	1.00	0.97	1.03
TM8V080B12MP12C	CF48CBCA1	1.01	0.95	1.05
TM8V080C16MP12C	CF/CM/CU48C	1.01	0.98	1.00
TM8V080C16MP12C	CF/CM/CU48D	1.01	0.98	1.00
TM8V080C16MP12C	CF/CM/CU60C	1.01	1.00	0.99
TM8V080C16MP12C	CF/CM/CU60D	1.01	1.01	0.99
TM8V080C16MP12C	CF/CM64D	0.98	1.05	0.97
TM8V080C16MP12C	CF48CBCA1	1.01	0.98	1.00
TM8V100C16MP12C	CF/CM/CU48C	1.01	0.98	1.00
TM8V100C16MP12C	CF/CM/CU48D	1.01	0.98	1.00
TM8V100C16MP12C	CF/CM/CU60C	1.01	1.00	0.99
TM8V100C16MP12C	CF/CM/CU60D	1.01	1.01	0.99
TM8V100C16MP12C	CF/CM64D	0.98	1.05	0.97
TM8V100C16MP12C	CF48CBCA1	1.01	0.98	1.00
TM8V100C20MP12C	CF/CM/CU48C	1.01	0.99	0.99
TM8V100C20MP12C	CF/CM/CU48D	1.01	1.01	0.99
TM8V100C20MP12C	CF/CM/CU60C	1.01	1.02	0.98
TM8V100C20MP12C	CF/CM/CU60D	1.01	1.02	0.98
TM8V100C20MP12C	CF/CM64D	0.99	1.06	0.95
TM8V100C20MP12C	CF48CBCA1	1.01	0.99	0.99
TM8V120C20MP12C	CF/CM/CU48C	1.01	0.99	0.99
TM8V120C20MP12C	CF/CM/CU48D	1.01	1.01	0.99
TM8V120C20MP12C	CF/CM/CU60C	1.01	1.02	0.98
TM8V120C20MP12C	CF/CM/CU60D	1.01	1.02	0.98
TM8V120C20MP12C	CF/CM64D	0.99	1.06	0.95
TM8V120C20MP12C	CF48CBCA1	1.01	0.99	0.99
TM8X080C16MP11	CF/CM/CU48C	0.99	0.95	1.06
TM8X080C16MP11	CF/CM/CU48D	0.99	0.96	1.05
TM8X080C16MP11	CF/CM/CU60C	1.00	1.01	0.99
TM8X080C16MP11	CF/CM/CU60D	0.99	1.02	0.99
TM8X080C16MP11	CF/CM64D	0.97	1.06	0.97
TM8X080C16MP11	CF48CBCA1	0.99	0.95	1.06
TM8X100C16MP11	CF/CM/CU48C	0.99	0.95	1.06
TM8X100C16MP11	CF/CM/CU48D	0.99	0.96	1.05
TM8X100C16MP11	CF/CM/CU60C	1.00	1.01	0.99
TM8X100C16MP11	CF/CM/CU60D	0.99	1.02	0.99
TM8X100C16MP11	CF/CM64D	0.97	1.06	0.97
TM8X100C16MP11	CF48CBCA1	0.99	0.95	1.06
TM8X100C20MP11	CF/CM/CU48C	1.01	1.00	0.99
TM8X100C20MP11	CF/CM/CU48D	1.00	0.97	1.03
TM8X100C20MP11	CF/CM/CU60C	1.00	1.02	0.98
TM8X100C20MP11	CF/CM/CU60D	0.97	1.02	1.00
TM8X100C20MP11	CF/CM64D	0.97	1.07	0.96
TM8X100C20MP11	CF48CBCA1	1.01	1.00	0.99
TM8X120C20MP11	CF/CM/CU48C	1.01	1.00	0.99
TM8X120C20MP11	CF/CM/CU48D	1.00	0.97	1.03
TM8X120C20MP11	CF/CM/CU60C	1.00	1.02	0.98

FURNACE MULTIPLIERS - 4 TON (Continued)

Furnaces	Coil	MBH	COP	KW
TM8X120C20MP11	CF/CM/CU60D	0.97	1.02	1.00
TM8X120C20MP11	CF/CM64D	0.97	1.07	0.96
TM8X120C20MP11	CF48CBCA1	1.01	1.00	0.99
TM8Y080C16MP11	CF/CM/CU48C	0.99	0.95	1.06
TM8Y080C16MP11	CF/CM/CU48D	0.99	0.96	1.05
TM8Y080C16MP11	CF/CM/CU60C	1.00	1.01	0.99
TM8Y080C16MP11	CF/CM/CU60D	0.99	1.02	0.99
TM8Y080C16MP11	CF/CM64D	0.97	1.06	0.97
TM8Y080C16MP11	CF48CBCA1	0.99	0.95	1.06
TM8Y100C16MP11	CF/CM/CU48C	0.99	0.95	1.06
TM8Y100C16MP11	CF/CM/CU48D	0.99	0.96	1.05
TM8Y100C16MP11	CF/CM/CU60C	1.00	1.01	0.99
TM8Y100C16MP11	CF/CM/CU60D	0.99	1.02	0.99
TM8Y100C16MP11	CF/CM64D	0.97	1.06	0.97
TM8Y100C16MP11	CF48CBCA1	0.99	0.95	1.06
TM8Y100C20MP11	CF/CM/CU48C	1.01	1.00	0.99
TM8Y100C20MP11	CF/CM/CU48D	1.00	0.97	1.03
TM8Y100C20MP11	CF/CM/CU60C	1.00	1.02	0.98
TM8Y100C20MP11	CF/CM/CU60D	0.97	1.02	1.00
TM8Y100C20MP11	CF/CM64D	0.97	1.07	0.96
TM8Y100C20MP11	CF48CBCA1	1.01	1.00	0.99
TM8Y120C20MP11	CF/CM/CU48C	1.01	1.00	0.99
TM8Y120C20MP11	CF/CM/CU48D	1.00	0.97	1.03
TM8Y120C20MP11	CF/CM/CU60C	1.00	1.02	0.98
TM8Y120C20MP11	CF/CM/CU60D	0.97	1.02	1.00
TM8Y120C20MP11	CF/CM64D	0.97	1.07	0.96
TM8Y120C20MP11	CF48CBCA1	1.01	1.00	0.99
TM9E080B12MP11	CF/CM/CU48C	0.99	0.97	1.04
TM9E080B12MP11	CF/CM/CU60C	0.99	0.98	1.03
TM9E080B12MP11	CF48CBCA1	0.99	0.97	1.04
TM9E080B12MP12	CF/CM/CU48C	1.01	0.97	1.04
TM9E080B12MP12	CF/CM/CU60C	0.93	0.91	1.03
TM9E080C16MP11	CF/CM/CU48C	0.99	0.98	1.03
TM9E080C16MP11	CF/CM/CU48D	0.99	0.98	1.03
TM9E080C16MP11	CF/CM/CU60C	0.99	0.99	1.02
TM9E080C16MP11	CF/CM/CU60D	0.99	0.99	1.02
TM9E080C16MP11	CF/CM64D	0.95	1.05	1.00
TM9E080C16MP11	CF48CBCA1	0.99	0.98	1.03
TM9E080C16MP12	CF/CM/CU48C	0.98	0.98	1.00
TM9E080C16MP12	CF/CM/CU48D	0.98	0.98	1.00
TM9E080C16MP12	CF/CM/CU60D	0.91	0.91	0.99
TM9E080C16MP12	CF/CM64D	1.01	1.05	0.97
TM9E080C20MP12	CF/CM/CU60C	0.96	0.95	1.00
TM9E080C20MP12	CF/CM/CU60D	0.97	0.91	1.06
TM9E100C16MP11	CF/CM/CU48C	0.99	0.98	1.02
TM9E100C16MP11	CF/CM/CU48D	0.99	0.98	1.02
TM9E100C16MP11	CF/CM/CU60C	0.99	1.00	1.01
TM9E100C16MP11	CF/CM/CU60D	0.99	1.00	1.01
TM9E100C16MP11	CF/CM64D	0.96	1.05	0.99
TM9E100C16MP11	CF48CBCA1	0.99	0.98	1.02
TM9E100C16MP12	CF/CM/CU48C	0.98	0.98	1.00
TM9E100C16MP12	CF/CM/CU48D	0.98	0.98	0.99
TM9E100C16MP12	CF/CM/CU60D	0.99	0.94	1.05
TM9E100C16MP12	CF/CM64D	1.01	1.05	0.97
TM9E100C20MP11	CF/CM/CU48C	1.00	0.99	1.01
TM9E100C20MP11	CF/CM/CU48D	1.01	0.99	1.00

FURNACE MULTIPLIERS - 4 TON (Continued)

Furnaces	Coil	MBH	COP	KW
TM9E100C20MP11	CF/CM/CU60C	1.00	1.00	1.00
TM9E100C20MP11	CF/CM/CU60D	1.00	1.01	0.99
TM9E100C20MP11	CF/CM64D	0.97	1.06	0.97
TM9E100C20MP11	CF48CBCA1	1.00	0.99	1.01
TM9E100C20MP12	CF/CM/CU60C	0.96	0.95	1.00
TM9E100C20MP12	CF/CM/CU60D	0.96	0.96	1.00
TM9E120D20MP11	CF/CM/CU48D	0.99	0.97	1.04
TM9E120D20MP11	CF/CM/CU60D	1.02	1.01	0.97
TM9E120D20MP11	CF/CM64D	0.93	1.07	1.00
TM9E120D20MP12	CF/CM/CU60D	0.98	0.95	1.03
TM9V060B12MP12C	CF/CM/CU48C	1.00	0.95	1.06
TM9V060B12MP12C	CF/CM/CU60C	0.99	0.97	1.04
TM9V060B12MP12C	CF48CBCA1	1.00	0.95	1.06
TM9V080B12MP12C	CF/CM/CU48C	1.01	0.96	1.03
TM9V080B12MP12C	CF/CM/CU60C	1.00	0.98	1.02
TM9V080B12MP12C	CF48CBCA1	1.01	0.96	1.03
TM9V080C16MP12C	CF/CM/CU48C	1.01	0.97	1.02
TM9V080C16MP12C	CF/CM/CU48D	1.01	0.98	1.02
TM9V080C16MP12C	CF/CM/CU60C	1.01	0.99	1.00
TM9V080C16MP12C	CF/CM/CU60D	1.00	1.00	1.00
TM9V080C16MP12C	CF/CM64D	0.95	1.05	1.00
TM9V080C16MP12C	CF48CBCA1	1.01	0.97	1.02
TM9V100C16MP12C	CF/CM/CU48C	1.01	0.98	1.00
TM9V100C16MP12C	CF/CM/CU48D	1.01	0.98	1.00
TM9V100C16MP12C	CF/CM/CU60C	1.00	1.01	0.99
TM9V100C16MP12C	CF/CM64D	0.97	1.06	0.97
TM9V100C16MP12C	CF48CBCA1	1.01	0.98	1.00
TM9V100C20MP12C	CF/CM/CU48C	1.00	0.99	1.01
TM9V100C20MP12C	CF/CM/CU48D	1.01	0.99	1.00
TM9V100C20MP12C	CF/CM/CU60C	0.99	1.01	1.00
TM9V100C20MP12C	CF/CM/CU60D	0.96	1.01	1.03
TM9V100C20MP12C	CF/CM64D	0.98	1.05	0.97
TM9V100C20MP12C	CF48CBCA1	1.00	0.99	1.01
TM9V120D20MP12C	CF/CM/CU48D	1.00	1.00	1.00
TM9V120D20MP12C	CF/CM/CU60D	0.99	1.02	0.99
TM9V120D20MP12C	CF/CM64D	0.97	1.07	0.97
TM9Y080B12MP11	CF/CM/CU48C	0.99	0.97	1.04
TM9Y080B12MP11	CF/CM/CU60C	0.99	0.98	1.03
TM9Y080B12MP11	CF48CBCA1	0.99	0.97	1.04
TM9Y080C16MP11	CF/CM/CU48C	0.99	0.98	1.03
TM9Y080C16MP11	CF/CM/CU48D	0.99	0.98	1.03
TM9Y080C16MP11	CF/CM/CU60C	0.99	0.99	1.02
TM9Y080C16MP11	CF/CM/CU60D	0.99	0.99	1.02
TM9Y080C16MP11	CF/CM64D	0.95	1.05	1.00
TM9Y080C16MP11	CF48CBCA1	0.99	0.98	1.03
TM9Y100C16MP11	CF/CM/CU48C	0.99	0.98	1.02
TM9Y100C16MP11	CF/CM/CU48D	0.99	0.98	1.02
TM9Y100C16MP11	CF/CM/CU60C	0.99	1.00	1.01
TM9Y100C16MP11	CF/CM/CU60D	0.99	1.00	1.01
TM9Y100C16MP11	CF/CM64D	0.96	1.05	0.99
TM9Y100C16MP11	CF48CBCA1	0.99	0.98	1.02
TM9Y100C20MP11	CF/CM/CU48C	1.00	0.99	1.01
TM9Y100C20MP11	CF/CM/CU48D	1.01	0.99	1.00
TM9Y100C20MP11	CF/CM/CU60C	1.00	1.00	1.00
TM9Y100C20MP11	CF/CM/CU60D	1.00	1.01	0.99

FURNACE MULTIPLIERS - 4 TON (Continued)

Furnaces	Coil	MBH	COP	KW
TM9Y100C20MP11	CF/CM64D	0.97	1.06	0.97
TM9Y100C20MP11	CF48BCBA1	1.00	0.99	1.01
TM9Y120D20MP11	CF/CM/CU48D	0.99	0.97	1.04
TM9Y120D20MP11	CF/CM/CU60D	1.02	1.01	0.97
TM9Y120D20MP11	CF/CM64D	0.93	1.07	1.00
TMLV080B12MP12C	CF/CM/CU48C	1.01	0.95	1.05
TMLV080B12MP12C	CF/CM/CU60C	1.00	0.97	1.03
TMLV080B12MP12C	CF48BCBA1	1.01	0.95	1.05
TMLV080C16MP12C	CF/CM/CU48C	1.01	0.98	1.00
TMLV080C16MP12C	CF/CM/CU48D	1.01	0.98	1.00
TMLV080C16MP12C	CF/CM/CU60C	1.01	1.00	0.99
TMLV080C16MP12C	CF/CM/CU60D	1.01	1.01	0.99
TMLV080C16MP12C	CF/CM64D	0.98	1.05	0.97
TMLV080C16MP12C	CF48BCBA1	1.01	0.98	1.00
TMLV100C16MP12C	CF/CM/CU48C	1.01	0.98	1.00
TMLV100C16MP12C	CF/CM/CU48D	1.01	0.98	1.00
TMLV100C16MP12C	CF/CM/CU60C	1.01	1.00	0.99
TMLV100C16MP12C	CF/CM/CU60D	1.01	1.01	0.99
TMLV100C16MP12C	CF/CM64D	0.98	1.05	0.97
TMLV100C16MP12C	CF48BCBA1	1.01	0.98	1.00
TMLV100C20MP12C	CF/CM/CU48C	1.01	0.99	0.99
TMLV100C20MP12C	CF/CM/CU48D	1.01	1.01	0.99
TMLV100C20MP12C	CF/CM/CU60C	1.01	1.02	0.98
TMLV100C20MP12C	CF/CM/CU60D	1.01	1.02	0.98
TMLV100C20MP12C	CF/CM64D	0.99	1.06	0.95
TMLV100C20MP12C	CF48BCBA1	1.01	0.99	0.99
TMLV120C20MP12C	CF/CM/CU48C	1.01	0.99	0.99
TMLV120C20MP12C	CF/CM/CU48D	1.01	1.01	0.99
TMLV120C20MP12C	CF/CM/CU60C	1.01	1.02	0.98
TMLV120C20MP12C	CF/CM/CU60D	1.01	1.02	0.98
TMLV120C20MP12C	CF/CM64D	0.99	1.06	0.95
TMLV120C20MP12C	CF48BCBA1	1.01	0.99	0.99
TMLX080C16MP11	CF/CM/CU48C	0.99	0.95	1.06
TMLX080C16MP11	CF/CM/CU48D	0.99	0.96	1.05
TMLX080C16MP11	CF/CM/CU60C	1.00	1.01	0.99
TMLX080C16MP11	CF/CM/CU60D	0.99	1.02	0.99
TMLX080C16MP11	CF/CM64D	0.97	1.06	0.97
TMLX080C16MP11	CF48BCBA1	0.99	0.95	1.06
TMLX100C16MP11	CF/CM/CU48C	0.99	0.95	1.06
TMLX100C16MP11	CF/CM/CU48D	0.99	0.96	1.05
TMLX100C16MP11	CF/CM/CU60C	1.00	1.01	0.99
TMLX100C16MP11	CF/CM/CU60D	0.99	1.02	0.99
TMLX100C16MP11	CF/CM64D	0.97	1.06	0.97
TMLX100C16MP11	CF48BCBA1	0.99	0.95	1.06
TMLX100C20MP11	CF/CM/CU48C	1.01	1.00	0.99
TMLX100C20MP11	CF/CM/CU48D	1.00	0.97	1.03
TMLX100C20MP11	CF/CM/CU60C	1.00	1.02	0.98
TMLX100C20MP11	CF/CM/CU60D	0.97	1.02	1.00
TMLX100C20MP11	CF/CM64D	0.97	1.07	0.96
TMLX100C20MP11	CF48BCBA1	1.01	1.00	0.99
TMLX120C20MP11	CF/CM/CU48C	1.01	1.00	0.99
TMLX120C20MP11	CF/CM/CU48D	1.00	0.97	1.03
TMLX120C20MP11	CF/CM/CU60C	1.00	1.02	0.98
TMLX120C20MP11	CF/CM/CU60D	0.97	1.02	1.00
TMLX120C20MP11	CF/CM64D	0.97	1.07	0.96
TMLX120C20MP11	CF48BCBA1	1.01	1.00	0.99

FURNACE MULTIPLIERS - 4 TON (Continued)

Furnaces	Coil	MBH	COP	KW
TP9C060B12MP13C	CF/CM/CU48C	1.00	0.95	1.06
TP9C060B12MP13C	CF/CM/CU60C	0.99	0.97	1.04
TP9C060B12MP13C	CF48BCBA1	1.00	0.95	1.06
TP9C080B12MP13C	CF/CM/CU48C	1.01	0.96	1.03
TP9C080B12MP13C	CF/CM/CU60C	1.00	0.98	1.02
TP9C080B12MP13C	CF48BCBA1	1.01	0.96	1.03
TP9C080C16MP13C	CF/CM/CU48C	1.01	0.97	1.02
TP9C080C16MP13C	CF/CM/CU48D	1.01	0.98	1.02
TP9C080C16MP13C	CF/CM/CU60C	1.01	0.99	1.00
TP9C080C16MP13C	CF/CM/CU60D	1.00	1.00	1.00
TP9C080C16MP13C	CF/CM64D	0.95	1.05	1.00
TP9C080C16MP13C	CF48BCBA1	1.01	0.97	1.02
TP9C100C16MP13C	CF/CM/CU48C	1.01	0.98	1.00
TP9C100C16MP13C	CF/CM/CU48D	1.01	0.98	1.00
TP9C100C16MP13C	CF/CM/CU60C	1.00	1.01	0.99
TP9C100C16MP13C	CF/CM/CU60D	1.01	1.01	0.99
TP9C100C16MP13C	CF/CM64D	0.97	1.06	0.97
TP9C100C16MP13C	CF48BCBA1	1.01	0.98	1.00
TP9C100C20MP13C	CF/CM/CU48C	1.00	0.99	1.01
TP9C100C20MP13C	CF/CM/CU48D	1.01	0.99	1.00
TP9C100C20MP13C	CF/CM/CU60C	0.99	1.01	1.00
TP9C100C20MP13C	CF/CM/CU60D	0.96	1.01	1.03
TP9C100C20MP13C	CF/CM64D	0.98	1.05	0.97
TP9C100C20MP13C	CF48BCBA1	1.00	0.99	1.01
TP9C120D20MP13C	CF/CM/CU48D	1.00	1.00	1.00
TP9C120D20MP13C	CF/CM/CU60D	0.99	1.02	0.99
TP9C120D20MP13C	CF/CM64D	0.97	1.07	0.97
TPLC080B12MP13C	CF/CM/CU48C	1.01	0.95	1.05
TPLC080B12MP13C	CF/CM/CU60C	1.00	0.97	1.03
TPLC080B12MP13C	CF48BCBA1	1.01	0.95	1.05
TPLC080C16MP13C	CF/CM/CU48C	1.01	0.98	1.00
TPLC080C16MP13C	CF/CM/CU48D	1.01	0.98	1.00
TPLC080C16MP13C	CF/CM/CU60C	1.01	1.00	0.99
TPLC080C16MP13C	CF/CM/CU60D	1.01	1.01	0.99
TPLC080C16MP13C	CF/CM64D	0.98	1.05	0.97
TPLC080C16MP13C	CF48BCBA1	1.01	0.98	1.00
TPLC100C16MP13C	CF/CM/CU48C	1.01	0.98	1.00
TPLC100C16MP13C	CF/CM/CU48D	1.01	0.98	1.00
TPLC100C16MP13C	CF/CM/CU60C	1.01	1.00	0.99
TPLC100C16MP13C	CF/CM/CU60D	1.01	1.01	0.99
TPLC100C16MP13C	CF/CM64D	0.98	1.05	0.97
TPLC100C16MP13C	CF48BCBA1	1.01	0.98	1.00
TPLC100C20MP13C	CF/CM/CU48C	1.01	0.99	0.99
TPLC100C20MP13C	CF/CM/CU48D	1.01	1.01	0.99
TPLC100C20MP13C	CF/CM/CU60C	1.01	1.02	0.98
TPLC100C20MP13C	CF/CM/CU60D	1.01	1.02	0.98
TPLC100C20MP13C	CF/CM64D	0.99	1.06	0.95
TPLC100C20MP13C	CF48BCBA1	1.01	0.99	0.99
TPLC120C20MP13C	CF/CM/CU48C	1.01	0.99	0.99
TPLC120C20MP13C	CF/CM/CU48D	1.01	1.01	0.99
TPLC120C20MP13C	CF/CM/CU60C	1.01	1.02	0.98
TPLC120C20MP13C	CF/CM/CU60D	1.01	1.02	0.98
TPLC120C20MP13C	CF/CM64D	0.99	1.06	0.95
TPLC120C20MP13C	CF48BCBA1	1.01	0.99	0.99

PERFORMANCE DATA - 5 TON

CONDENSER-ONLY DATA (OUTDOOR UNIT)														
MODEL	SATURATED SUCTION @ COMPRESSOR		Outdoor Ambient Temperature											
			65 °F		75 °F		85 °F		95 °F		105 °F		115 °F	
	T (°F)	P (PSIG)	MBH	KW	MBH	KW	MBH	KW	MBH	KW	MBH	KW	MBH	KW
TH16B6021S	35	107	7.9	-0.49	19.9	1.01	32.0	2.51	44.1	4.01	56.1	5.51	68.2	7.01
	40	119	13.5	-0.42	25.3	1.06	37.0	2.54	48.8	4.02	60.6	5.50	72.3	6.99
	45	130	19.1	-0.35	30.6	1.11	42.1	2.57	53.5	4.03	65.0	5.50	76.5	6.96
	50	143	24.7	-0.28	35.9	1.16	47.1	2.60	58.3	4.04	69.5	5.49	80.6	6.93
	55	156	30.4	-0.21	41.2	1.21	52.1	2.63	63.0	4.05	73.9	5.48	84.8	6.90

Notes:

- For Outdoor Unit (Condenser) performance only. Data does not include the effects of air handler power or heat.
- Performance based on 15°F subcooling and 15°F superheat at the Outdoor Unit base valves.
 - Increase capacity by 1% for each 2°F increase in subcooling.
 - Decrease capacity by 1% for each 2°F decrease in subcooling.
- Maximum recommended condensing temperature is 140°F.

COOLING PERFORMANCE DATA - HIGH																
AIR CONDITIONER MODEL NO.		TH16B6021S														
AIR TEMP. ENTERING OUTDOOR UNIT (°F)	IDCFM	1600					1800					2000				
		ID DB (°F)	80	80	75	80	80	80	80	75	80	80	80	80	75	80
		ID WB (°F)	57	62	62	67	72	57	62	62	67	72	57	62	62	67
55	T.C.	54.5	60.5	59.9	66.4	68.8	57.4	62.35	61.6	67.65	70.75	60.3	64.2	63.3	68.9	72.7
	S.C.	54.5	48.2	41.7	41.1	37.2	57.1	51.15	44.35	43.35	38.95	59.7	54.1	47	45.6	40.7
	KW	3.68	3.73	3.73	3.74	3.76	3.77	3.80	3.80	3.81	3.82	3.86	3.88	3.88	3.89	3.89
65	T.C.	52.4	58.6	57.8	63.8	66.9	54.8	60.2	59.3	65.2	68.6	57.2	61.8	60.8	66.6	70.2
	S.C.	52.4	47.2	40.3	40.6	35.4	54.6	50.3	42.9	42.8	36.8	56.9	53.4	45.5	44.9	38.3
	KW	4.06	4.12	4.13	4.15	4.19	4.15	4.20	4.21	4.23	4.26	4.25	4.28	4.29	4.32	4.34
75	T.C.	50.2	56.6	55.6	61.1	65.0	52.1	58.0	57.0	62.7	66.4	54.0	59.4	58.3	64.2	67.7
	S.C.	50.2	46.2	38.9	40.1	33.5	52.1	49.4	41.4	42.2	34.7	54.0	52.6	43.9	44.2	35.9
	KW	4.43	4.51	4.53	4.56	4.62	4.54	4.60	4.62	4.65	4.70	4.64	4.68	4.70	4.74	4.78
85	T.C.	46.7	53.8	52.6	58.2	62.2	48.3	55.1	53.9	59.7	63.7	49.9	56.4	55.3	61.1	65.1
	S.C.	46.6	44.9	37.9	38.4	31.1	48.2	47.8	40.1	40.6	32.5	49.9	50.7	42.4	42.8	33.9
	KW	4.45	4.96	4.96	5.03	5.11	4.55	5.05	5.05	5.12	5.20	4.64	5.14	5.15	5.21	5.29
95	T.C.	43.1	51.0	49.6	55.3	59.4	44.4	52.2	50.9	56.7	61.0	45.7	53.4	52.2	58.0	62.5
	S.C.	43.0	43.6	36.9	36.7	28.7	44.4	46.2	38.9	39.0	30.3	45.7	48.8	40.8	41.3	31.8
	KW	4.46	5.41	5.39	5.50	5.60	4.55	5.51	5.49	5.59	5.70	4.65	5.60	5.60	5.68	5.79
105	T.C.	38.0	44.7	43.8	48.1	52.5	39.1	45.7	44.8	49.1	53.8	40.3	46.6	45.8	50.1	55.0
	S.C.	38.0	39.8	34.1	34.0	26.0	39.1	41.7	36.0	36.1	27.3	40.3	43.6	37.9	38.1	28.6
	KW	4.38	5.19	5.26	5.22	5.44	4.47	5.27	5.35	5.30	5.53	4.56	5.36	5.45	5.39	5.62
115	T.C.	33.1	38.5	38.1	41.1	45.8	34.0	39.3	38.9	41.8	46.8	35.0	40.1	39.7	42.5	47.8
	S.C.	33.1	36.1	31.3	31.4	23.3	34.0	37.3	33.2	33.2	24.4	35.0	38.5	35.0	35.1	25.5
	KW	4.30	4.97	5.13	4.94	5.29	4.39	5.05	5.22	5.02	5.37	4.48	5.13	5.31	5.11	5.46
125	T.C.	28.2	32.4	32.5	34.1	39.1	29.0	33.0	33.0	34.5	39.8	29.7	33.5	33.5	34.8	40.5
	S.C.	28.2	32.4	28.6	28.8	20.7	29.0	33.0	30.4	30.4	21.6	29.7	33.5	32.2	32.0	22.4
	KW	4.22	4.75	5.00	4.66	5.13	4.31	4.82	5.09	4.75	5.21	4.40	4.89	5.17	4.83	5.29

NOTE: ALL CAPACITIES INCLUDE INDOOR FAN HEAT. KW VALUES ARE FOR THE SYSTEM (OUTDOOR + INDOOR).

Green shaded cells are ACCA (TVA) conditions.

Blue shaded cells are AHRI conditions.

Multipliers for determining the performance with other indoor sections.

NOTE: For dry bulb temperatures different than those listed (between 73-87 °F), sensible capacity increases by 1060 BTUH per 1000 CFM per degree above the listed temperature and decreases by 1060 BTUH per 1000 CFM per degree below the listed temperature.

COIL MULTIPLIERS - 5 TON

Air Handler	Coil	T.C.	S.C.	KW
AE60DBG21	-	1.00	1.00	1.00
AE60DX21	-	1.00	1.00	1.00
AVC60DX21	-	0.99	1.00	0.98
MVC20DN21	CF/CM64D	1.03	1.13	0.99

FURNACE MULTIPLIERS - 5 TON

Furnaces	Coil	T.C.	S.C.	KW
TL8E080C16UH11	CF/CM64D	1.00	1.04	1.02
TL8E100C20UH11	CF/CM64D	1.01	1.06	1.00
TL9E080C16UH11	CF/CM64D	0.98	0.99	1.00
TL9E100C20UH11	CF/CM64D	1.01	1.06	1.02
TM8E080C16MP11	CF/CM64D	1.01	1.06	1.02
TM8E080C20MP11	CF/CM64D	1.01	1.05	1.00
TM8E100C16MP11	CF/CM64D	1.01	1.06	1.02
TM8E100C20MP11	CF/CM64D	1.00	1.03	0.99
TM8E120C16MP11	CF/CM64D	1.01	1.06	1.02
TM8E120C20MP11	CF/CM64D	1.00	1.04	0.99
TM8E130D20MP11	CF/CM64D	1.01	1.06	1.02
TM8V100C20MP12C	CF/CM64D	0.99	1.01	0.98
TM8V120C20MP12C	CF/CM64D	0.99	1.01	0.98
TM8X080C16MP11	CF/CM64D	1.00	1.04	1.02
TM8X100C16MP11	CF/CM64D	1.00	1.04	1.02
TM8X100C20MP11	CF/CM64D	0.99	0.99	0.98
TM8X120C20MP11	CF/CM64D	0.99	0.99	0.98
TM8Y080C16MP11	CF/CM64D	1.00	1.04	1.02
TM8Y100C16MP11	CF/CM64D	1.00	1.04	1.02
TM8Y100C20MP11	CF/CM64D	0.99	0.99	0.98

FURNACE MULTIPLIERS - 5 TON (Continued)

Furnaces	Coil	T.C.	S.C.	KW
TM8Y120C20MP11	CF/CM64D	0.99	0.99	0.98
TM9E080C20MP12	CF/CM64D	1.00	1.03	0.99
TM9E100C20MP11	CF/CM64D	1.00	1.04	1.02
TM9E100C20MP12	CF/CM64D	1.00	1.03	0.99
TM9E120D20MP11	CF/CM64D	0.98	0.98	1.00
TM9E120D20MP12	CF/CM64D	1.02	1.10	1.03
TM9V080C16MP12C	CF/CM64D	0.98	0.98	1.00
TM9V100C16MP12C	CF/CM64D	0.99	1.00	1.01
TM9V100C20MP12C	CF/CM64D	1.01	1.07	1.02
TM9V120D20MP12C	CF/CM64D	1.01	1.06	1.02
TM9Y100C20MP11	CF/CM64D	1.00	1.04	1.02
TM9Y120D20MP11	CF/CM64D	0.98	0.98	1.00
TMLV100C20MP12C	CF/CM64D	0.99	1.01	0.98
TMLV120C20MP12C	CF/CM64D	0.99	1.01	0.98
TMLX080C16MP11	CF/CM64D	1.00	1.04	1.02
TMLX100C16MP11	CF/CM64D	1.00	1.04	1.02
TMLX100C20MP11	CF/CM64D	0.99	0.99	0.98
TMLX120C20MP11	CF/CM64D	0.99	0.99	0.98
TP9C080C16MP13C	CF/CM64D	0.98	0.98	1.00
TP9C100C16MP13C	CF/CM64D	0.99	1.00	1.01
TP9C100C20MP13C	CF/CM64D	1.01	1.07	1.02
TP9C120D20MP13C	CF/CM64D	1.01	1.06	1.02
TPLC100C20MP13C	CF/CM64D	0.99	1.01	0.98
TPLC120C20MP13C	CF/CM64D	0.99	1.01	0.98

COOLING PERFORMANCE DATA - MEDIUM																
AIR CONDITIONER MODEL NO.		TH16B6021S														
AIR TEMP. ENTERING OUTDOOR UNIT (°F)	IDCFM	1000					1200					1400				
	ID DB (°F)	80	80	75	80	80	80	80	75	80	80	80	80	75	80	80
	ID WB (°F)	57	62	62	67	72	57	62	62	67	72	57	62	62	67	72
55	T.C.	34.3	38.6	38.7	42.4	46.9	37.3	40.2	40.45	44.2	48.75	40.3	41.8	42.2	46	50.6
	S.C.	34.3	31.0	27.1	26.2	21.7	36.4	34.05	29.2	28.8	23	38.5	37.1	31.3	31.4	24.3
	KW	1.83	1.80	1.81	1.74	1.66	1.87	1.84	1.86	1.78	1.71	1.91	1.89	1.90	1.83	1.75
65	T.C.	33.6	37.1	37.0	40.6	44.5	36.1	38.6	38.6	42.3	46.7	38.6	40.1	40.2	43.9	48.8
	S.C.	33.4	30.4	26.0	25.8	20.8	35.5	33.4	28.2	28.1	22.5	37.7	36.4	30.4	30.4	24.2
	KW	2.09	2.07	2.07	2.02	1.96	2.14	2.12	2.13	2.07	2.01	2.18	2.18	2.19	2.13	2.06
75	T.C.	32.9	35.5	35.2	38.8	42.1	34.9	36.9	36.7	40.3	44.6	36.9	38.3	38.2	41.8	47.0
	S.C.	32.5	29.8	24.9	25.3	19.9	34.7	32.8	27.2	27.3	22.0	36.8	35.7	29.4	29.3	24.0
	KW	2.35	2.34	2.34	2.30	2.25	2.41	2.40	2.40	2.37	2.31	2.46	2.47	2.47	2.43	2.37
85	T.C.	31.2	33.5	33.1	37.2	39.8	33.3	35.1	34.7	38.7	41.7	35.5	36.7	36.3	40.2	43.6
	S.C.	31.0	29.0	24.1	24.7	19.0	33.2	32.1	26.6	26.8	20.7	35.4	35.2	29.1	29.0	22.4
	KW	2.60	2.61	2.59	2.61	2.57	2.67	2.67	2.67	2.68	2.64	2.74	2.74	2.75	2.74	2.70
95	T.C.	29.5	31.5	30.9	35.6	37.4	31.8	33.3	32.7	37.1	38.8	34.0	35.0	34.4	38.5	40.2
	S.C.	29.5	28.2	23.2	24.0	18.1	31.8	31.4	26.0	26.4	19.4	34.0	34.6	28.7	28.7	20.7
	KW	2.85	2.87	2.85	2.91	2.90	2.94	2.95	2.94	2.99	2.96	3.02	3.02	3.03	3.06	3.02
105	T.C.	27.6	30.5	29.6	33.1	34.0	29.5	32.4	31.0	34.5	35.4	31.5	34.3	32.4	35.9	36.8
	S.C.	27.6	27.6	23.3	22.9	19.2	29.5	30.1	25.3	25.4	19.1	31.5	32.6	27.2	27.8	19.1
	KW	3.20	2.97	3.12	3.25	3.29	3.29	3.08	3.17	3.33	3.32	3.37	3.20	3.23	3.40	3.35
115	T.C.	25.7	29.6	28.4	30.7	30.7	27.4	31.6	29.4	32.1	32.1	29.0	33.6	30.4	33.4	33.4
	S.C.	25.7	27.0	23.5	21.9	20.2	27.4	28.9	24.6	24.4	18.8	29.0	30.7	25.8	27.0	17.4
	KW	3.54	3.06	3.37	3.58	3.66	3.62	3.22	3.40	3.66	3.67	3.71	3.38	3.43	3.73	3.68
125	T.C.	23.9	28.6	27.1	28.3	27.4	25.2	30.8	27.8	29.6	28.7	26.5	32.9	28.4	30.9	30.0
	S.C.	23.9	26.4	23.6	20.9	21.2	25.2	27.6	24.0	23.5	18.5	26.5	28.8	24.4	26.1	15.8
	KW	3.87	3.15	3.63	3.91	4.04	3.96	3.35	3.62	3.99	4.02	4.05	3.56	3.62	4.07	4.00

NOTE: ALL CAPACITIES INCLUDE INDOOR FAN HEAT. KW VALUES ARE FOR THE SYSTEM (OUTDOOR + INDOOR).

Green shaded cells are ACCA (TVA) conditions.

Blue shaded cells are AHRI conditions.

Multipliers for determining the performance with other indoor sections.

NOTE: For dry bulb temperatures different than those listed (between 73-87 °F), sensible capacity increases by 1060 BTUH per 1000 CFM per degree above the listed temperature and decreases by 1060 BTUH per 1000 CFM per degree below the listed temperature.

COIL MULTIPLIERS - 5 TON

Air Handler	Coil	T.C.	S.C.	KW
AE60DBG21	–	1.00	1.00	1.00
AE60DX21	–	1.00	1.00	1.00
AVC60DX21	–	0.96	1.03	0.95
MVC20DN21	CF/CM64D	0.99	1.08	0.97

FURNACE MULTIPLIERS - 5 TON

Furnaces	Coil	T.C.	S.C.	KW
TL8E080C16UH11	CF/CM64D	0.97	1.01	0.99
TL8E100C20UH11	CF/CM64D	0.98	1.06	0.99
TL9E080C16UH11	CF/CM64D	0.97	0.99	0.99
TL9E100C20UH11	CF/CM64D	1.00	1.10	1.00
TM8E080C16MP11	CF/CM64D	0.97	1.03	0.98
TM8E080C20MP11	CF/CM64D	1.03	1.16	1.03
TM8E100C16MP11	CF/CM64D	0.96	0.95	0.97
TM8E100C20MP11	CF/CM64D	1.01	1.15	1.02
TM8E120C16MP11	CF/CM64D	0.97	1.03	0.98
TM8E120C20MP11	CF/CM64D	1.03	1.17	1.04
TM8E130D20MP11	CF/CM64D	1.03	1.17	1.03
TM8V100C20MP12C	CF/CM64D	0.95	0.97	0.96
TM8V120C20MP12C	CF/CM64D	0.95	0.97	0.96

FURNACE MULTIPLIERS - 5 TON (Continued)

Furnaces	Coil	T.C.	S.C.	KW
TM8X080C16MP11	CF/CM64D	0.96	1.02	0.97
TM8X100C16MP11	CF/CM64D	0.96	1.02	0.97
TM8X100C20MP11	CF/CM64D	0.96	1.01	0.97
TM8X120C20MP11	CF/CM64D	0.96	1.01	0.97
TM8Y080C16MP11	CF/CM64D	0.96	1.02	0.97
TM8Y100C16MP11	CF/CM64D	0.96	1.02	0.97
TM8Y100C20MP11	CF/CM64D	0.96	1.01	0.97
TM8Y120C20MP11	CF/CM64D	0.96	1.01	0.97
TM9E080C20MP12	CF/CM64D	1.01	1.15	1.02
TM9E100C20MP11	CF/CM64D	0.98	1.10	1.01
TM9E100C20MP12	CF/CM64D	1.01	1.14	1.02
TM9E120D20MP11	CF/CM64D	0.95	0.99	0.96
TM9E120D20MP12	CF/CM64D	1.01	1.15	1.02
TM9V080C16MP12C	CF/CM64D	0.96	0.96	0.99
TM9V100C16MP12C	CF/CM64D	0.97	1.00	0.99
TM9V100C20MP12C	CF/CM64D	0.97	1.00	0.99
TM9V120D20MP12C	CF/CM64D	0.97	1.02	0.98
TM9Y100C20MP11	CF/CM64D	0.98	1.10	1.01
TM9Y120D20MP11	CF/CM64D	0.95	0.99	0.96
TMLV100C20MP12C	CF/CM64D	0.95	0.97	0.96

FURNACE MULTIPLIERS - 5 TON (Continued)

Furnaces	Coil	T.C.	S.C.	KW
TMLV120C20MP12C	CF/CM64D	0.95	0.97	0.96
TMLX080C16MP11	CF/CM64D	0.96	1.02	0.97
TMLX100C16MP11	CF/CM64D	0.96	1.02	0.97
TMLX100C20MP11	CF/CM64D	0.96	1.01	0.97
TMLX120C20MP11	CF/CM64D	0.96	1.01	0.97
TP9C080C16MP13C	CF/CM64D	0.96	0.96	0.99
TP9C100C16MP13C	CF/CM64D	0.97	1.00	0.99

FURNACE MULTIPLIERS - 5 TON (Continued)

Furnaces	Coil	T.C.	S.C.	KW
TP9C100C20MP13C	CF/CM64D	0.97	1.00	0.99
TP9C120D20MP13C	CF/CM64D	0.97	1.02	0.98
TPLC100C20MP13C	CF/CM64D	0.95	0.97	0.96
TPLC120C20MP13C	CF/CM64D	0.95	0.97	0.96

COOLING PERFORMANCE DATA - LOW

AIR CONDITIONER MODEL NO.		TH16B6021S															
AIR TEMP. ENTERING OUTDOOR UNIT (°F)	IDCFM	1000					1200					1400					
	ID DB (°F)	80	80	75	80	80	80	80	75	80	80	80	80	80	75	80	80
	ID WB (°F)	57	62	62	67	72	57	62	62	67	72	57	62	62	67	72	
55	T.C.	29.2	29.6	29.8	32.7	35.6	30.55	30.75	30.9	33.8	36.3	31.9	31.9	32	34.9	37	
	S.C.	28.0	26.6	22.4	22.7	17.5	29.65	29.2	24.6	24.7	18.65	31.3	31.8	26.8	26.7	19.8	
	KW	1.23	1.19	1.20	1.13	1.05	1.26	1.25	1.25	1.18	1.11	1.29	1.30	1.29	1.23	1.17	
65	T.C.	28.2	28.2	28.1	31.2	34.0	29.5	29.3	29.1	32.1	34.9	30.9	30.4	30.1	33.1	35.9	
	S.C.	27.1	26.1	21.8	22.1	16.9	28.5	28.2	23.9	24.0	18.0	30.0	30.3	26.1	26.0	19.1	
	KW	1.40	1.39	1.39	1.35	1.27	1.45	1.45	1.44	1.40	1.33	1.50	1.50	1.50	1.45	1.38	
75	T.C.	27.1	26.8	26.3	29.6	32.3	28.5	27.8	27.2	30.4	33.5	29.8	28.8	28.1	31.2	34.7	
	S.C.	26.1	25.5	21.1	21.4	16.2	27.4	27.2	23.3	23.4	17.3	28.6	28.8	25.4	25.3	18.3	
	KW	1.57	1.58	1.57	1.56	1.50	1.64	1.65	1.64	1.62	1.55	1.71	1.71	1.71	1.67	1.60	
85	T.C.	25.5	25.1	24.5	27.7	30.6	26.8	26.1	25.4	28.5	31.6	28.2	27.1	26.2	29.3	32.6	
	S.C.	24.6	24.5	20.5	20.7	15.5	25.9	25.8	22.6	22.8	16.8	27.1	27.1	24.7	24.9	18.1	
	KW	1.80	1.79	1.78	1.77	1.72	1.86	1.85	1.85	1.83	1.78	1.92	1.91	1.92	1.89	1.84	
95	T.C.	23.8	23.4	22.7	25.8	28.9	25.2	24.4	23.5	26.6	29.7	26.6	25.3	24.3	27.4	30.4	
	S.C.	23.1	23.4	19.8	19.9	14.8	24.4	24.4	21.9	22.2	16.4	25.6	25.3	23.9	24.4	17.9	
	KW	2.02	1.99	2.00	1.97	1.95	2.07	2.05	2.07	2.04	2.01	2.12	2.11	2.14	2.11	2.07	
105	T.C.	22.2	22.9	22.8	23.4	25.5	23.6	21.7	22.8	24.2	26.5	25.0	20.6	22.7	25.0	27.4	
	S.C.	21.6	22.9	20.9	18.9	15.8	22.9	21.6	21.7	20.8	16.4	24.1	20.4	22.4	22.8	16.9	
	KW	2.24	2.11	2.08	2.25	2.30	2.29	2.20	2.13	2.32	2.31	2.33	2.29	2.18	2.39	2.33	
115	T.C.	20.5	22.3	22.9	21.0	22.3	22.0	19.2	22.0	21.8	23.4	23.4	16.0	21.2	22.6	24.6	
	S.C.	20.1	22.3	21.9	18.0	16.7	21.4	19.0	21.5	19.6	16.4	22.6	15.7	21.0	21.2	16.0	
	KW	2.47	2.23	2.15	2.52	2.65	2.50	2.35	2.18	2.60	2.61	2.53	2.46	2.22	2.67	2.57	
125	T.C.	18.9	21.8	23.0	18.7	19.0	20.3	16.6	21.3	19.5	20.4	21.8	11.4	19.6	20.3	21.7	
	S.C.	18.6	21.8	23.0	17.0	17.6	19.9	16.4	21.3	18.3	16.4	21.1	11.0	19.6	19.6	15.1	
	KW	2.69	2.35	2.23	2.79	3.00	2.72	2.49	2.24	2.87	2.90	2.74	2.63	2.25	2.95	2.81	

NOTE: ALL CAPACITIES INCLUDE INDOOR FAN HEAT. KW VALUES ARE FOR THE SYSTEM (OUTDOOR + INDOOR).

Green shaded cells are ACCA (TVA) conditions.

Blue shaded cells are AHRI conditions.

Multipliers for determining the performance with other indoor sections.

NOTE: For dry bulb temperatures different than those listed (between 73-87 °F), sensible capacity increases by 1060 BTUH per 1000 CFM per degree above the listed temperature and decreases by 1060 BTUH per 1000 CFM per degree below the listed temperature.

COIL MULTIPLIERS - 5 TON

Air Handler	Coil	T.C.	S.C.	KW
AE60DBG21	—	1.00	1.00	1.00
AE60DX21	—	1.00	1.00	1.00
AVC60DX21	—	1.00	1.07	0.93
MVC20DN21	CF/CM64D	1.00	1.10	0.94

FURNACE MULTIPLIERS - 5 TON

Furnaces	Coil	T.C.	S.C.	KW
TL8E080C16UH11	CF/CM64D	0.99	1.03	0.96
TL8E100C20UH11	CF/CM64D	1.00	1.08	0.97
TL9E080C16UH11	CF/CM64D	0.98	1.00	0.96
TL9E100C20UH11	CF/CM64D	1.01	1.12	1.00
TM8E080C16MP11	CF/CM64D	0.99	1.04	0.96
TM8E080C20MP11	CF/CM64D	1.01	1.18	1.04
TM8E100C16MP11	CF/CM64D	0.97	0.96	0.93
TM8E100C20MP11	CF/CM64D	1.01	1.17	1.04
TM8E120C16MP11	CF/CM64D	0.99	1.04	0.96
TM8E120C20MP11	CF/CM64D	1.01	1.18	1.05
TM8E130D20MP11	CF/CM64D	1.01	1.18	1.05
TM8V100C20MP12C	CF/CM64D	0.98	1.01	0.96
TM8V120C20MP12C	CF/CM64D	0.98	1.01	0.96
TM8X080C16MP11	CF/CM64D	0.99	1.05	0.96
TM8X100C16MP11	CF/CM64D	0.99	1.05	0.96
TM8X100C20MP11	CF/CM64D	0.99	1.05	0.96
TM8X120C20MP11	CF/CM64D	0.99	1.05	0.96
TM8Y080C16MP11	CF/CM64D	0.99	1.05	0.96
TM8Y100C16MP11	CF/CM64D	0.99	1.05	0.96
TM8Y100C20MP11	CF/CM64D	0.99	1.05	0.96
TM8Y120C20MP11	CF/CM64D	0.99	1.05	0.96
TM9E080C20MP12	CF/CM64D	1.01	1.18	1.03
TM9E100C20MP11	CF/CM64D	1.00	1.13	1.04

FURNACE MULTIPLIERS - 5 TON (Continued)

Furnaces	Coil	T.C.	S.C.	KW
TM9E100C20MP12	CF/CM64D	1.01	1.15	1.03
TM9E120D20MP11	CF/CM64D	0.98	1.02	0.95
TM9E120D20MP12	CF/CM64D	1.01	1.17	1.04
TM9V080C16MP12C	CF/CM64D	0.97	0.97	0.97
TM9V100C16MP12C	CF/CM64D	0.98	1.01	0.97
TM9V100C20MP12C	CF/CM64D	0.98	1.01	0.98
TM9V120D20MP12C	CF/CM64D	0.99	1.03	0.96
TM9Y100C20MP11	CF/CM64D	1.00	1.13	1.04
TM9Y120D20MP11	CF/CM64D	0.98	1.02	0.95
TMLV100C20MP12C	CF/CM64D	0.98	1.01	0.96
TMLV120C20MP12C	CF/CM64D	0.98	1.01	0.96
TMLX080C16MP11	CF/CM64D	0.99	1.05	0.96
TMLX100C16MP11	CF/CM64D	0.99	1.05	0.96
TMLX100C20MP11	CF/CM64D	0.99	1.05	0.96
TMLX120C20MP11	CF/CM64D	0.99	1.05	0.96
TP9C080C16MP13C	CF/CM64D	0.97	0.97	0.97
TP9C100C16MP13C	CF/CM64D	0.98	1.01	0.97
TP9C100C20MP13C	CF/CM64D	0.98	1.01	0.98
TP9C120D20MP13C	CF/CM64D	0.99	1.03	0.96
TPLC100C20MP13C	CF/CM64D	0.98	1.01	0.96
TPLC120C20MP13C	CF/CM64D	0.98	1.01	0.96

HEATING PERFORMANCE DATA - HIGH										
CONDENSING UNIT MODEL NO		TH16B6021S								
AIR TEMP. ENTERING OUTDOOR UNIT (°F)	AIR TEMP. ENTERING INDOOR COIL (°F)	ID CFM								
		1600			1800			2000		
		MBH	COP	KW	MBH	COP	KW	MBH	COP	KW
60	60	69.2	3.91	5.18	70.0	4.02	5.10	70.8	4.13	5.02
	70	67.4	3.52	5.61	68.2	3.62	5.52	69.1	3.72	5.44
	80	65.6	3.20	6.01	66.5	3.29	5.92	67.3	3.38	5.83
47	60	59.3	3.61	4.81	59.8	3.68	4.76	60.2	3.75	4.71
	70	55.9	3.14	5.21	57.4	3.26	5.16	58.9	3.38	5.11
	80	52.4	2.78	5.53	55.0	2.93	5.50	57.5	3.07	5.48
40	60	52.7	3.38	4.57	52.5	3.40	4.52	52.2	3.42	4.48
	70	52.1	3.07	4.97	52.2	3.11	4.92	52.4	3.15	4.87
	80	51.5	2.82	5.36	52.0	2.87	5.32	52.5	2.92	5.27
30	60	46.8	3.14	4.37	47.1	3.17	4.35	47.4	3.21	4.33
	70	45.7	2.85	4.70	46.0	2.88	4.68	46.4	2.91	4.66
	80	44.5	2.61	5.00	44.9	2.64	4.99	45.3	2.67	4.98
17	60	37.7	2.75	4.01	38.0	2.76	4.03	38.2	2.77	4.04
	70	36.8	2.50	4.31	36.9	2.51	4.32	37.1	2.51	4.32
	80	35.9	2.29	4.59	35.9	2.29	4.58	35.9	2.30	4.58
10	60	32.2	2.51	3.77	32.3	2.49	3.80	32.40	2.48	3.83
	70	32.1	2.31	4.06	32.3	2.31	4.09	32.5	2.31	4.12
	80	31.9	2.15	4.36	32.3	2.16	4.38	32.6	2.17	4.40
0	60	27.1	2.07	3.75	29.0	2.15	3.89	33.29	2.24	4.27
	70	26.2	2.01	3.79	28.0	2.08	3.93	32.1	2.16	4.31
	80	25.2	1.95	3.79	27.0	2.02	3.93	31.0	2.10	4.31
-10	60	25.8	1.90	3.48	27.6	1.97	3.60	31.70	2.05	3.96
	70	24.9	1.84	3.51	26.7	1.91	3.64	30.6	1.99	4.00
	80	24.0	1.79	3.51	25.7	1.85	3.64	29.5	1.93	4.00
-20	60	24.5	2.49	3.82	29.5	2.67	3.96	33.92	2.86	4.36
	70	23.7	2.39	3.85	28.5	2.56	4.00	32.8	2.74	4.40
	80	22.8	2.31	3.85	27.5	2.47	4.00	31.6	2.64	4.40

NOTE: ALL CAPACITIES INCLUDE INDOOR FAN HEAT. KW VALUES ARE FOR THE SYSTEM (OUTDOOR + INDOOR).

Yellow shaded cells are AHRI High Heating conditions.

Orange shaded cells are AHRI Low Heating conditions.

Multipliers for determining the performance with other indoor sections.

COIL MULTIPLIERS - 5 TON

Air Handler	Coil	MBH	COP	KW
AE60DBG21	-	1.00	1.00	1.00
AE60DX21	-	1.00	1.00	1.00
AVC60DX21	-	1.01	1.02	0.97
MVC20DN21	CF/CM64D	1.01	1.08	0.92

FURNACE MULTIPLIERS - 5 TON

Furnaces	Coil	MBH	COP	KW
TL8E080C16UH11	CF/CM64D	1.00	1.01	0.99
TL8E100C20UH11	CF/CM64D	1.00	1.03	0.97
TL9E080C16UH11	CF/CM64D	1.00	1.00	1.00
TL9E100C20UH11	CF/CM64D	1.00	1.02	0.98
TM8E080C16MP11	CF/CM64D	1.00	1.02	0.98
TM8E080C20MP11	CF/CM64D	0.99	1.03	0.96
TM8E100C16MP11	CF/CM64D	1.00	1.02	0.98
TM8E100C20MP11	CF/CM64D	1.00	1.02	0.98
TM8E120C16MP11	CF/CM64D	1.00	1.02	0.98
TM8E120C20MP11	CF/CM64D	0.99	1.02	0.97
TM8E130D20MP11	CF/CM64D	1.00	1.04	0.96

FURNACE MULTIPLIERS - 5 TON (Continued)

Furnaces	Coil	MBH	COP	KW
TM8V100C20MP12C	CF/CM64D	1.01	1.02	0.97
TM8V120C20MP12C	CF/CM64D	1.01	1.02	0.97
TM8X080C16MP11	CF/CM64D	1.00	1.01	0.99
TM8X100C16MP11	CF/CM64D	1.00	1.01	0.99
TM8X100C20MP11	CF/CM64D	1.01	1.00	0.99
TM8X120C20MP11	CF/CM64D	1.01	1.00	0.99
TM8Y080C16MP11	CF/CM64D	1.00	1.01	0.99
TM8Y100C16MP11	CF/CM64D	1.00	1.01	0.99
TM8Y100C20MP11	CF/CM64D	1.01	1.00	0.99
TM8Y120C20MP11	CF/CM64D	1.01	1.00	0.99
TM9E080C20MP12	CF/CM64D	1.00	1.01	0.99
TM9E100C20MP11	CF/CM64D	1.00	1.01	0.99
TM9E100C20MP12	CF/CM64D	1.00	1.02	0.98
TM9E120D20MP11	CF/CM64D	1.01	0.99	1.00
TM9E120D20MP12	CF/CM64D	1.00	1.03	0.97
TM9V080C16MP12C	CF/CM64D	1.00	0.98	1.02
TM9V100C16MP12C	CF/CM64D	1.01	1.00	0.99
TM9V100C20MP12C	CF/CM64D	1.00	1.02	0.98

FURNACE MULTIPLIERS - 5 TON (Continued)

Furnaces	Coil	MBH	COP	KW
TM9V120D20MP12C	CF/CM64D	1.01	1.03	0.96
TM9Y100C20MP11	CF/CM64D	1.00	1.01	0.99
TM9Y120D20MP11	CF/CM64D	1.01	0.99	1.00
TMLV100C20MP12C	CF/CM64D	1.01	1.02	0.97
TMLV120C20MP12C	CF/CM64D	1.01	1.02	0.97
TMLX080C16MP11	CF/CM64D	1.00	1.01	0.99
TMLX100C16MP11	CF/CM64D	1.00	1.01	0.99
TMLX100C20MP11	CF/CM64D	1.01	1.00	0.99
TMLX120C20MP11	CF/CM64D	1.01	1.00	0.99

FURNACE MULTIPLIERS - 5 TON (Continued)

Furnaces	Coil	MBH	COP	KW
TP9C080C16MP13C	CF/CM64D	1.00	0.98	1.02
TP9C100C16MP13C	CF/CM64D	1.01	1.00	0.99
TP9C100C20MP13C	CF/CM64D	1.00	1.02	0.98
TP9C120D20MP13C	CF/CM64D	1.01	1.03	0.96
TPLC100C20MP13C	CF/CM64D	1.01	1.02	0.97
TPLC120C20MP13C	CF/CM64D	1.01	1.02	0.97

HEATING PERFORMANCE DATA - MEDIUM

CONDENSING UNIT MODEL NO		TH16B6021S								
AIR TEMP. ENTERING OUTDOOR UNIT (°F)	AIR TEMP. ENTERING INDOOR COIL (°F)	ID CFM								
		1000			1200			1400		
		MBH	COP	KW	MBH	COP	KW	MBH	COP	KW
60	60	43.4	4.39	2.89	44.4	4.57	2.85	45.4	4.75	2.80
	70	42.0	3.84	3.20	43.0	4.01	3.14	44.0	4.18	3.08
	80	40.5	3.41	3.48	41.5	3.57	3.40	42.5	3.74	3.33
47	60	36.8	3.91	2.76	37.5	4.04	2.72	38.2	4.19	2.67
	70	35.7	3.45	3.03	36.4	3.57	2.99	37.2	3.70	2.94
	80	34.6	3.08	3.29	35.4	3.20	3.24	36.1	3.32	3.19
40	60	33.2	3.62	2.68	33.9	3.72	2.66	34.5	3.82	2.65
	70	32.3	3.24	2.92	32.9	3.33	2.90	33.5	3.41	2.88
	80	31.4	2.93	3.14	32.0	3.01	3.11	32.5	3.08	3.09
30	60	27.3	3.23	2.48	28.2	3.27	2.53	29.1	3.32	2.57
	70	27.2	2.91	2.74	27.7	2.94	2.76	28.3	2.98	2.78
	80	27.0	2.64	2.99	27.3	2.67	2.99	27.5	2.70	2.98
17	60	21.4	2.91	2.16	22.6	2.92	2.26	23.7	2.93	2.37
	70	22.0	2.63	2.45	22.6	2.64	2.50	23.1	2.64	2.56
	80	22.6	2.41	2.75	22.6	2.41	2.74	22.5	2.41	2.74
10	60	15.5	2.64	1.72	16.9	2.63	1.88	18.30	2.62	2.04
	70	16.9	2.41	2.05	17.4	2.39	2.13	17.9	2.38	2.21
	80	18.2	2.21	2.41	17.9	2.19	2.39	17.5	2.17	2.36

NOTE: ALL CAPACITIES INCLUDE INDOOR FAN HEAT. KW VALUES ARE FOR THE SYSTEM (OUTDOOR + INDOOR).
Yellow shaded cells are AHRI High Heating conditions.
Orange shaded cells are AHRI Low Heating conditions.

Multipliers for determining the performance with other indoor sections.

HEATING PERFORMANCE DATA - LOW										
CONDENSING UNIT MODEL NO		TH16B6021S								
AIR TEMP. ENTERING OUTDOOR UNIT (°F)	AIR TEMP. ENTERING INDOOR COIL (°F)	ID CFM								
		1000			1200			1400		
		MBH	COP	KW	MBH	COP	KW	MBH	COP	KW
60	60	31.3	4.95	1.85	32.0	5.06	1.85	32.7	5.17	1.85
	70	30.2	4.29	2.06	30.9	4.38	2.06	31.6	4.48	2.07
	80	29.0	3.78	2.25	29.8	3.87	2.25	30.5	3.95	2.26
47	60	26.5	4.24	1.83	25.7	4.05	1.86	24.8	3.86	1.88
	70	25.5	3.70	2.01	25.3	3.65	2.03	25.2	3.61	2.04
	80	24.4	3.29	2.18	25.0	3.33	2.19	25.5	3.38	2.21
40	60	23.8	3.78	1.84	24.3	3.82	1.86	24.8	3.86	1.88
	70	22.9	3.32	2.02	23.4	3.37	2.03	23.9	3.41	2.05
	80	21.9	2.95	2.17	22.5	3.01	2.19	23.0	3.06	2.20
30	60	20.0	3.26	1.80	20.4	3.26	1.83	20.7	3.26	1.86
	70	19.5	2.92	1.95	19.6	2.89	1.99	19.8	2.86	2.03
	80	18.9	2.64	2.09	18.9	2.59	2.13	18.9	2.55	2.17
17	60	16.2	2.86	1.66	16.4	2.84	1.69	16.6	2.81	1.73
	70	16.1	2.60	1.81	15.9	2.53	1.84	15.7	2.46	1.87
	80	15.9	2.39	1.95	15.4	2.29	1.97	14.8	2.18	1.99
10	60	12.4	2.55	1.43	12.5	2.51	1.45	12.50	2.48	1.48
	70	12.7	2.35	1.58	12.1	2.25	1.58	11.6	2.16	1.58
	80	12.9	2.18	1.73	11.8	2.05	1.69	10.7	1.91	1.64

NOTE: ALL CAPACITIES INCLUDE INDOOR FAN HEAT. KW VALUES ARE FOR THE SYSTEM (OUTDOOR + INDOOR).
Yellow shaded cells are AHRI High Heating conditions.
Orange shaded cells are AHRI Low Heating conditions.

Multipliers for determining the performance with other indoor sections.

COIL MULTIPLIERS - 5 TON

Air Handler	Coil	MBH	COP	KW
AE60DBG21	–	1.00	1.00	1.00
AE60DX21	–	1.00	1.00	1.00
AVC60DX21	–	1.04	1.05	0.91
MVC20DN21	CF/CM64D	1.02	1.05	0.93

FURNACE MULTIPLIERS - 5 TON

Furnaces	Coil	MBH	COP	KW
TL8E080C16UH11	CF/CM64D	0.99	1.02	0.97
TL8E100C20UH11	CF/CM64D	0.99	1.03	0.96
TL9E080C16UH11	CF/CM64D	0.98	1.02	0.96
TL9E100C20UH11	CF/CM64D	0.99	1.03	0.96
TM8E080C16MP11	CF/CM64D	0.99	1.02	0.97
TM8E080C20MP11	CF/CM64D	0.98	1.04	0.95
TM8E100C16MP11	CF/CM64D	0.99	1.02	0.97
TM8E100C20MP11	CF/CM64D	0.98	1.04	0.95
TM8E120C16MP11	CF/CM64D	0.99	1.02	0.97
TM8E120C20MP11	CF/CM64D	0.98	1.04	0.95
TM8E130D20MP11	CF/CM64D	0.99	1.03	0.96
TM8V100C20MP12C	CF/CM64D	1.02	1.05	0.93
TM8V120C20MP12C	CF/CM64D	1.02	1.05	0.93
TM8X080C16MP11	CF/CM64D	1.01	1.03	0.96
TM8X100C16MP11	CF/CM64D	1.01	1.03	0.96
TM8X100C20MP11	CF/CM64D	1.03	1.05	0.93
TM8X120C20MP11	CF/CM64D	1.03	1.05	0.93
TM8Y080C16MP11	CF/CM64D	1.01	1.03	0.96
TM8Y100C16MP11	CF/CM64D	1.01	1.03	0.96

FURNACE MULTIPLIERS - 5 TON (Continued)

Furnaces	Coil	MBH	COP	KW
TM8Y100C20MP11	CF/CM64D	1.03	1.05	0.93
TM8Y120C20MP11	CF/CM64D	1.03	1.05	0.93
TM9E080C20MP12	CF/CM64D	0.98	1.04	0.95
TM9E100C20MP11	CF/CM64D	1.02	1.03	0.95
TM9E100C20MP12	CF/CM64D	0.98	1.04	0.95
TM9E120D20MP11	CF/CM64D	1.03	1.05	0.93
TM9E120D20MP12	CF/CM64D	1.00	1.02	0.98
TM9V080C16MP12C	CF/CM64D	1.02	1.02	0.96
TM9V100C16MP12C	CF/CM64D	1.02	1.03	0.95
TM9V100C20MP12C	CF/CM64D	1.01	1.02	0.97
TM9V120D20MP12C	CF/CM64D	1.02	1.04	0.95
TM9Y100C20MP11	CF/CM64D	1.02	1.03	0.95
TM9Y120D20MP11	CF/CM64D	1.03	1.05	0.93
TMLV100C20MP12C	CF/CM64D	1.02	1.05	0.93
TMLV120C20MP12C	CF/CM64D	1.02	1.05	0.93
TMLX080C16MP11	CF/CM64D	1.01	1.03	0.96
TMLX100C16MP11	CF/CM64D	1.01	1.03	0.96
TMLX100C20MP11	CF/CM64D	1.03	1.05	0.93
TMLX120C20MP11	CF/CM64D	1.03	1.05	0.93
TP9C080C16MP13C	CF/CM64D	1.02	1.02	0.96
TP9C100C16MP13C	CF/CM64D	1.02	1.03	0.95
TP9C100C20MP13C	CF/CM64D	1.01	1.02	0.97
TP9C120D20MP13C	CF/CM64D	1.02	1.04	0.95
TPLC100C20MP13C	CF/CM64D	1.02	1.05	0.93
TPLC120C20MP13C	CF/CM64D	1.02	1.05	0.93

NOTES