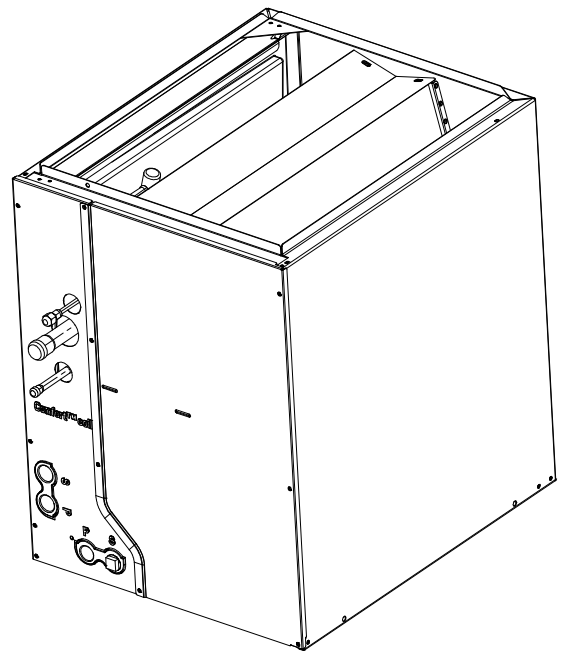
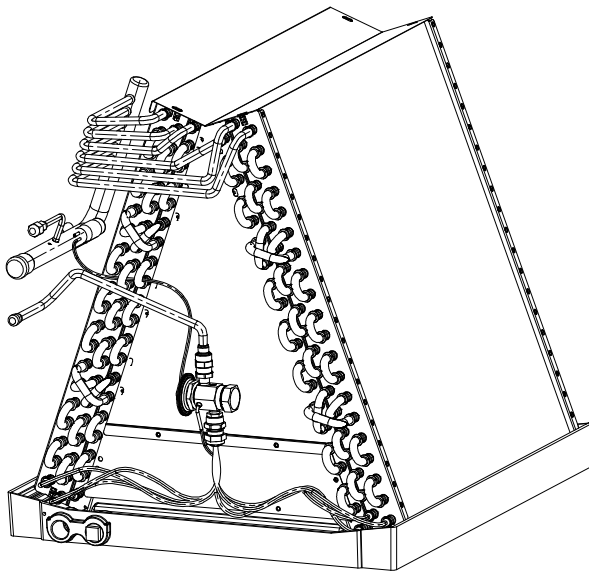




Aluminum Cased and Uncased Heat Pump / Cooling Coils 1 1/2 - 5 Ton

4TXA, 4TXC, 4TXC-CC

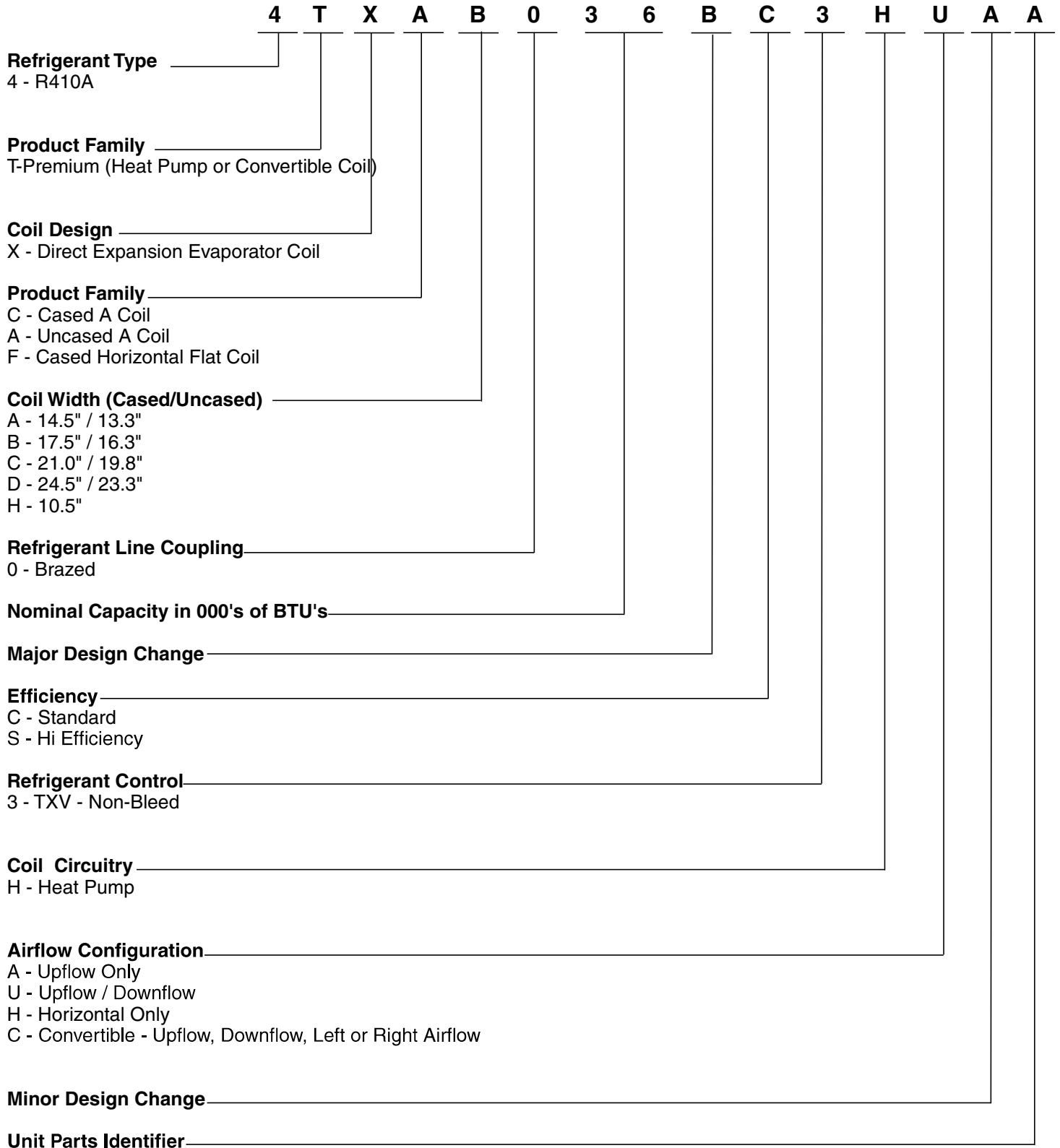
Heat Pump /Cooling Coils for R-410A



PUB. NO. 22-1813-08

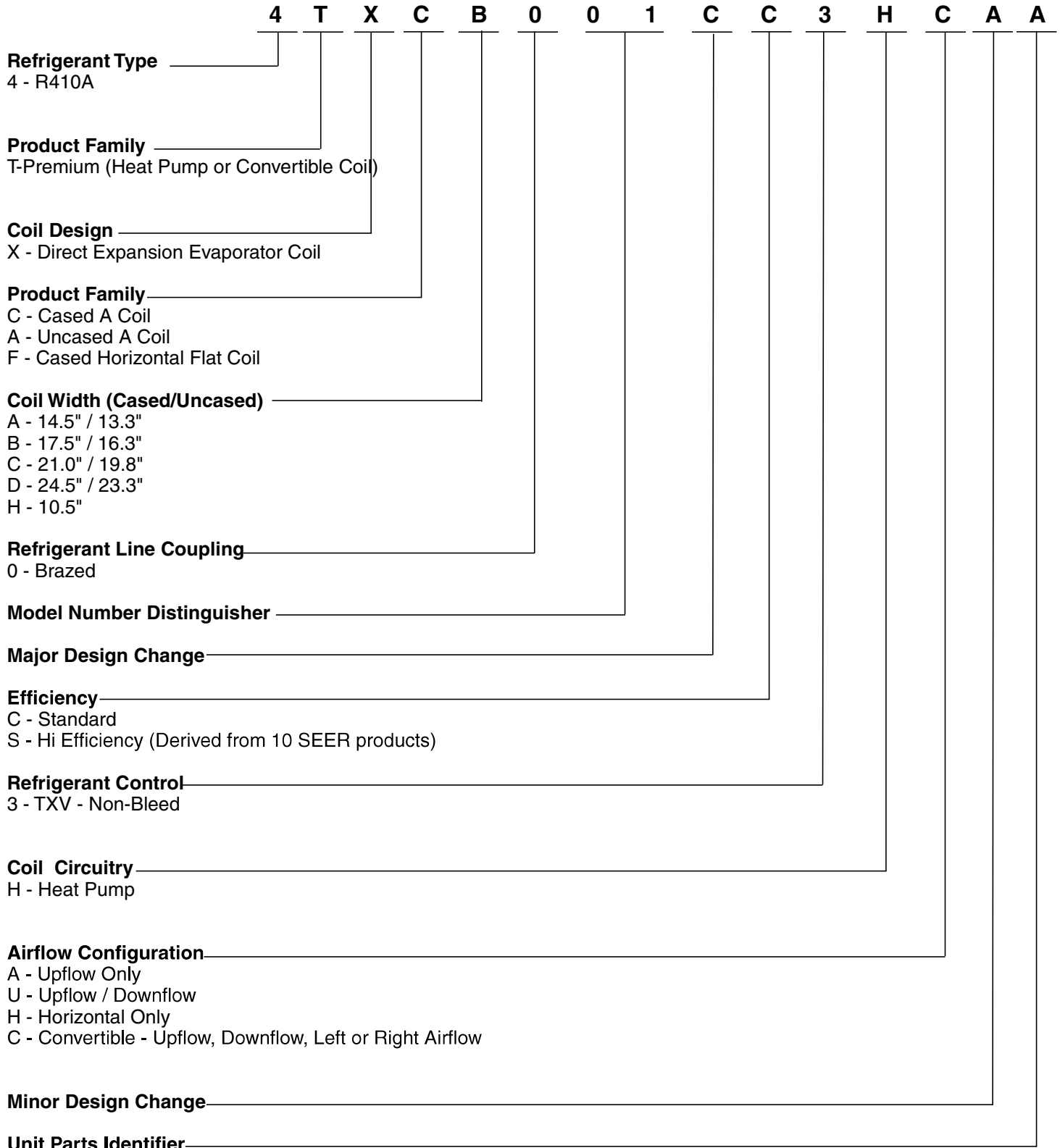


Aluminum Heat Pump Coil Nomenclature





High Efficiency /Staged System Aluminum Heat Pump/ Cooling Coil Nomenclature





General Data

Optional Accessories

13 SEER Coil Enclosures				
Model Number	Coil Cooling or Heat Pump		Used With Furnaces Flush on Both Sides	Dimensions (in.) H x W x D
BAYCLE14A1422A	4TXAA018BC3HUB 4TXAA024BC3HUB	TXA018C4 TXA024C4 TXA030C4	14-1/2" Wide Furnaces	22-1/2 x 14-1/2 x 21-1/2
BAYCLE17A1722A	4TXAB025BC3HUB 4TXAB031BC3HUB 4TXAB032BC3HUB 4TXAB036BC3HUB 4TXAB042BC3HUB 4TXAB048BC3HUB	TXA025C4 TXA031C4 TXA035C4 TXA036C4 TXA042C4 TXA048C4	17-1/2" Wide Furnaces	22-5/8 x 17-1/2 x 21-1/2
BAYCLE21A2130A	4TXAC037BC3HUB 4TXAC043BC3HUB 4TXAC044BC3HUB 4TXAC049BC3HUB 4TXAC060BC3HUB	TXA037C4 TXA043C4 TXA049C4 TXA060C5 RXA060S3	21" Wide Furnaces	30 x 21 x 21-1/2
BAYCLE24A2430A	4TXAD050BC3HUB 4TXAD061BC3HUB 4TXAD064BC3HUB	TXA061C5 RXA061S3	24-1/2" Wide Furnaces	30 x 24-1/2 x 21-1/2



General Data

NON-BLEED TXV KITS	
Coils	R410A
4TXC, TXA - 018	4AYTXVH3D1831A
4TXC, TXA - 024	4AYTXVH3D1831A
4TXC, TXA - 025	4AYTXVH3D1831A
4TXC, TXA - 030	4AYTXVH3D1831A
4TXC, TXA - 031	4AYTXVH3D1831A
4TXC, TXA - 032	4AYTXVH3D3343A
4TXC, TXA - 036	4AYTXVH3D3343A
4TXC, TXA - 037	4AYTXVH3D3343A
4TXC, TXA - 042	4AYTXVH3D3343A
4TXC, TXA - 043	4AYTXVH3D3343A
4TXC, TXA - 044	4AYTXVH3D4863A
4TXC, TXA - 048	4AYTXVH3D4863A
4TXC, TXA - 049	4AYTXVH3D4863A
4TXC, TXA - 050	4AYTXVH3D4863A
4TXC, TXA - 060	4AYTXVH3D4863A
4TXC, TXA - 061	4AYTXVH3D4863A
4TXC - 063	4AYTXVH3D4863A
4TXC, TXA - 064	4AYTXVH3D4863A



General Data

PRODUCT SPECIFICATIONS^[1] 4 TXA-BC UNCASED UPFLOW / DOWNFLOW

	4TXAA018BC3HUB	4TXAA024BC3HUB	4TXAB025BC3HUB	4TXAB031BC3HUB	4TXAB032BC3HUB
INDOOR COIL--Type	PLATE FIN	PLATE FIN	PLATE FIN	PLATE FIN	PLATE FIN
Rows / F.P.I.	2 / 18	2 / 18	3 / 14	3 / 14	3 / 14
Face Area (sq.ft.)	4.00	4.00	3.50	3.50	5.00
Tube Size (in.)	3/8	3/8	3/8	3/8	3/8
Refrigerant Control (No internal check valve)	Non-Bleed TXV	Non-Bleed TXV	Non-Bleed TXV	Non-Bleed TXV	Non-Bleed TXV
Drain Conn. Size (in.)	3/4 NPT	3/4 NPT	3/4 NPT	3/4 NPT	3/4 NPT
Duct Connections	-See Outline Drawings-				
REFRIGERANT CONNECTIONS	R-410A BRAZED	R-410A BRAZED	R-410A BRAZED	R-410A BRAZED	R-410A BRAZED
Line Size (Gas) (in.)	5/8*	5/8*	5/8*	3/4	3/4
Line Size (Liquid) (in.)	5/16	5/16	5/16	3/8	3/8
DIMENSIONS (in.)	H x W x D	H x W x D	H X W X D	H X W X D	H X W X D
Crated (H x W x D)	18-1/2x17-1/2x26-1/2	18-1/2x17-1/2x26-1/2	16-1/2x20-1/2x 26-1/2	16-1/2x20-1/2 x26-1/2	22-3/4x20-1/2x26-1/2
Uncrated (H x W x D)	-See Outline Drawings-				
WEIGHT (lbs.)					
Shipping -- Net	21 / 19	21 / 19	24 / 22	24 / 22	32 / 29

	4TXAB036BC3HUB	4TXAC037BC3HUB	4TXAB042BC3HUB	4TXAC043BC3HUB	4TXAC044BC3HUB
INDOOR COIL -- Type	PLATE FIN	PLATE FIN	PLATE FIN	PLATE FIN	PLATE FIN
Rows / F.P.I.	3 / 14	3 / 14	3 / 14	3 / 14	3 / 14
Face Area (sq.ft.)	5.00	5.00	5.00	5.00	6.00
Tube Size	3/8	3/8	3/8	3/8	3/8
Refrigerant Control (No internal check valve)	Non-Bleed TXV	Non-Bleed TXV	Non-Bleed TXV	Non-Bleed TXV	Non-Bleed TXV
Drain Conn. Size (in.)	3/4 NPT	3/4 NPT	3/4 NPT	3/4 NPT	3/4 NPT
Duct Connections	-See Outline Drawings-				
REFRIGERANT CONNECTIONS	R-410A BRAZED	R-410A BRAZED	R-410A BRAZED	R-410A BRAZED	R-410A BRAZED
Line Size -- Gas (in.)	3/4*	3/4*	3/4*	3/4*	7/8*
Line Size -- Liquid (in.)	3/8	3/8	3/8	3/8	3/8
DIMENSIONS (in.)	H X W X D	H X W X D	H X W X D	H X W X D	H X W X D
Crated (H x W x D)	22-3/4x20-1/2x26-1/2	22-3/4x24x26-1/2	22-3/4x 24 x 26-1/2	22-3/4x 24 x 26-1/2	28-1/4x24x26-1/2
Uncrated	-See Outline Drawings-				
WEIGHT (lbs)					
Shipping -- Net	32 / 29	33 / 30	32 / 29	33 / 30	38 / 34

	4TXAB048BC3HUB	4TXAC049BC3HUB	4TXAC060BC3HUB	4TXAD050BC3HUB	4TXAD061BC3HUB	4TXAD064BC3HUB
INDOOR COIL -- Type	PLATE FIN	PLATE FIN	PLATE FIN	PLATE FIN	PLATE FIN	PLATE FIN
Rows / F.P.I.	3 / 14	3 / 14	3 / 14	3 / 14	3 / 14	3 / 18
Face Area (sq.ft.)	6.00	6.00	7.00	6.00	7.00	7.00
Tube Size	3/8	3/8	3/8	3/8	3/8	3/8
Refrigerant Control (No internal check valve)	Non-Bleed TXV	Non-Bleed TXV	Non-Bleed TXV	Non-Bleed TXV	Non-Bleed TXV	Non-Bleed TXV
Drain Conn. Size (in.)	3/4 NPT	3/4 NPT	3/4 NPT	3/4 NPT	3/4 NPT	3/4 NPT
Duct Connections	-See Outline Drawings-					
REFRIGERANT CONNECTIONS	R-410A BRAZED	R-410A BRAZED	R-410A BRAZED	R-410A BRAZED	R-410A BRAZED	R-410A BRAZED
Line Size -- Gas (in.)	7/8*	7/8*	7/8*	7/8*	7/8*	7/8*
Line Size -- Liquid (in.)	3/8	3/8	3/8	3/8	3/8	3/8
DIMENSIONS (in.)	H X W X D	H X W X D	H X W X D	H X W X D	H X W X D	H X W X D
Crated (H x W x D)	28-1/4x20-1/2x26-1/2	28-1/4x24x26-1/2	31-1/2x27-1/2x26-1/2	28-1/4x27-1/2x26-1/2	31-1/2x27-1/2x26-1/2	31-1/2x27-1/2x26-1/2
Uncrated	-See Outline Drawings-					
WEIGHT (lbs)						
Shipping -- Net	36 / 33	38 / 34	44 / 40	39 / 35	45 / 41	45 / 41

* Reducer supplied with R-410A models

[1] These indoor coils are A.H.R.I. certified with various split system air conditioners and heat pumps (A.H.R.I. Standard 210/240).

Refer to the Split System Outdoor product information site or www.ahrinet.org



General Data

PRODUCT SPECIFICATIONS^[1] -- 4 TXC-BC - SPLIT SYSTEM HEAT PUMP / COOLING COMFORT™ COILS CASED UPFLOW / DOWNFLOW / HORIZONTAL

	4TXCA018BC3HCB	4TXCA024BC3HCB	4TXCB025BC3HCB	4TXCB031BC3HCB	4TXCB032BC3HCB
INDOOR COIL -- Type	PLATE FIN	PLATE FIN	PLATE FIN	PLATE FIN	PLATE FIN
Rows / F.P.I.	2 / 18	2 / 18	3 / 14	3 / 14	3 / 14
Face Area (sq.ft.)	3.50	4.00	3.50	3.50	5.00
Tube Size	3/8	3/8	3/8	3/8	3/8
Refrigerant Control (No internal check valve)	Non-Bleed TXV	Non-Bleed TXV	Non-Bleed TXV	Non-Bleed TXV	Non-Bleed TXV
Drain Conn. Size (in.)	3/4 NPT	3/4 NPT	3/4 NPT	3/4 NPT	3/4 NPT
Duct Connections			-See Outline Drawings-		
REFRIGERANT CONNECTIONS	R-410A BRAZED	R-410A BRAZED	R-410A BRAZED	R-410A BRAZED	R-410A BRAZED
Line Size -- Gas (in.)	1/2*	5/8*	5/8*	3/4	3/4*
Line Size -- Liquid (in.)	1/4	5/16	5/16	5/16	3/8
DIMENSIONS (in.)	H X W X D	H X W X D	H X W X D	H X W X D	H X W X D
Crated (H x W x D)	15-1/2x17-1/2x26-1/2	18-1/2x17-1/2x26-1/2	16-1/2x20-1/2x26-1/2	16-1/2x20-1/2x26-1/2	22-3/4x20-1/2x26-1/2
Uncrated			-See Outline Drawings-		
WEIGHT (lbs)					
Shipping -- Net	36 / 34	36 / 34	40 / 38	40 / 38	48 / 45

	4TXCB036BC3HCB	4TXCC037BC3HCB	4TXCB042BC3HCB	4TXCC043BC3HCB	4TXCC044BC3HCB	4TXCB048BC3HCB
INDOOR COIL -- Type	PLATE FIN	PLATE FIN	PLATE FIN	PLATE FIN	PLATE FIN	PLATE FIN
Rows / F.P.I.	3 / 14	3 / 14	3 / 14	3 / 14	3 / 14	3 / 14
Face Area (sq.ft.)	5.00	5.00	5.00	5.00	6.00	6.00
Tube Size	3/8	3/8	3/8	3/8	3/8	3/8
Refrigerant Control (No internal check valve)	Non-Bleed TXV	Non-Bleed TXV	Non-Bleed TXV	Non-Bleed TXV	Non-Bleed TXV	Non-Bleed TXV
Drain Conn. Size (in.)	3/4 NPT	3/4 NPT	3/4 NPT	3/4 NPT	3/4 NPT	3/4 NPT
Duct Connections			-See Outline Drawings-			
REFRIGERANT CONNECTIONS	R-410A BRAZED	R-410A BRAZED	R-410A BRAZED	R-410A BRAZED	R-410A BRAZED	R-410A BRAZED
Line Size -- Gas (in.)	3/4*	7/8 3/4*	7/8 3/4*	7/8 3/4*	1-1/8 7/8*	1-1/8 7/8*
Line Size -- Liquid (in.)	3/8	3/8 3/8	3/8 3/8	3/8 3/8	3/8 3/8	3/8 3/8
DIMENSIONS (in.)	H X W X D	H X W X D	H X W X D	H X W X D	H X W X D	H X W X D
Crated (H x W x D)	22-3/4x20-1/2x26-1/2	22-3/4x24x26-1/2	22-3/4x20-1/2x26-1/2	22-3/4x24x26-1/2	28-1/4x24x26-1/2	28-1/4x20-1/2x26-1/2
Uncrated			-See Outline Drawings-			
WEIGHT (lbs)						
Shipping -- Net	48 / 45	51 / 48	48 / 45	51 / 48	55 / 51	51 / 49

	4TXCC049BC3HCB	4TXCD050BC3HCB	4TXCC060BC3HCC	4TXCD061BC3HCC	4TXCD063BC3HCC	4TXCD064BC3HCC
INDOOR COIL -- Type	PLATE FIN	PLATE FIN	PLATE FIN	PLATE FIN	PLATE FIN	PLATE FIN
Rows / F.P.I.	3 / 14	3 / 14	3 / 14	3 / 14	3 / 18	3 / 18
Face Area (sq.ft.)	6.00	6.00	7.00	7.00	7.00	7.00
Tube Size	3/8	3/8	3/8	3/8	3/8	3/8
Refrigerant Control (No internal check valve)	Non-Bleed TXV	Non-Bleed TXV	Non-Bleed TXV	Non-Bleed TXV	Non-Bleed TXV	Non-Bleed TXV
Drain Conn. Size (in.)	3/4 NPT	3/4 NPT	3/4 NPT	3/4 NPT	3/4 NPT	3/4 NPT
Duct Connections		-See Outline Drawings-				
REFRIGERANT CONNECTIONS	R-410A BRAZED	R-410A BRAZED	R-410A BRAZED	R-410A BRAZED	R-410A BRAZED	R-410A BRAZED
Line Size -- Gas (in.)	7/8*	7/8*	7/8*	7/8*	7/8*	7/8*
Line Size -- Liquid (in.)	3/8	3/8	3/8	3/8	3/8	3/8
DIMENSIONS (in.)	H X W X D	H X W X D	H X W X D	H X W X D	H X W X D	H X W X D
Crated (H x W x D)	28-1/4x24x26-1/2	28-1/4x27-1/2x26-1/2	30-11/16x24x26-1/2	30-11/16x27-1/2x26-1/2	30-11/16x27-1/2x26-1/2	30-11/16x27-1/2x26-1/2
Uncrated			-See Outline Drawings-			
WEIGHT (lbs)						
Shipping -- Net	55 / 51	59 / 55	69 / 65	72 / 68	72 / 68	72 / 68

* Reducer supplied with R-410A models

[1] These indoor coils are A.R.I. certified with various split system air conditioners and heat pumps (A.R.I. Standard 210/240). Refer to the split system product data guides for performance data.



General Data

PRODUCT SPECIFICATIONS^[1] -- 4TXC-CC - HIGH EFFICIENCY STAGED SPLIT SYSTEM HEAT PUMP / COOLING COMFORT™ COILS CASED UPFLOW / DOWNFLOW / HORIZONTAL

	4TXCB003CC3HCB	4TXCB004CC3HCB	4TXCC005CC3HCB	4TXCC006CC3HCB
INDOOR COIL -- Type	PLATE FIN	PLATE FIN	PLATE FIN	PLATE FIN
Rows / F.P.I.	3 / 18	3 / 18	3 / 18	3 / 18
Face Area (sq.ft.)	5.00	6.00	6.00	5.00
Tube Size	3/8	3/8	3/8	3/8
Refrigerant Control (No internal check valve)	Non-Bleed TXV	Non-Bleed TXV	Non-Bleed TXV	Non-Bleed TXV
Drain Conn. Size (in.)	3/4 NPT	3/4 NPT	3/4 NPT	3/4 NPT
Duct Connections			-See Outline Drawings-	
REFRIGERANT CONNECTIONS	R-410A BRAZED	R-410A BRAZED	R-410A BRAZED	R-410A BRAZED
Line Size -- Gas (in.)	5/8	3/4	3/4	5/8
Line Size -- Liquid (in.)	3/8	3/8	3/8	3/8
DIMENSIONS (in.)	H X W X D	H X W X D	H X W X D	H X W X D
Crated (H x W x D)	22-3/4x20-1/2x26-1/2	28-1/4x20-1/2x26-1/2	28-1/4x24x26-1/2	22-3/4x24x26-1/2
Uncrated			-See Outline Drawings-	
WEIGHT (lbs)				
Shipping -- Net	48 / 45	52 / 49	55 / 51	51 / 48

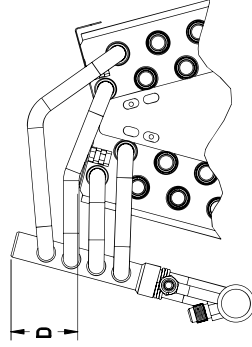
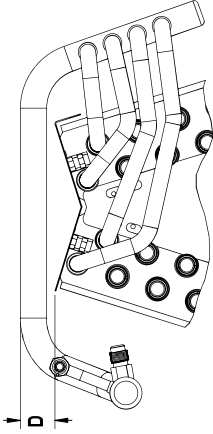
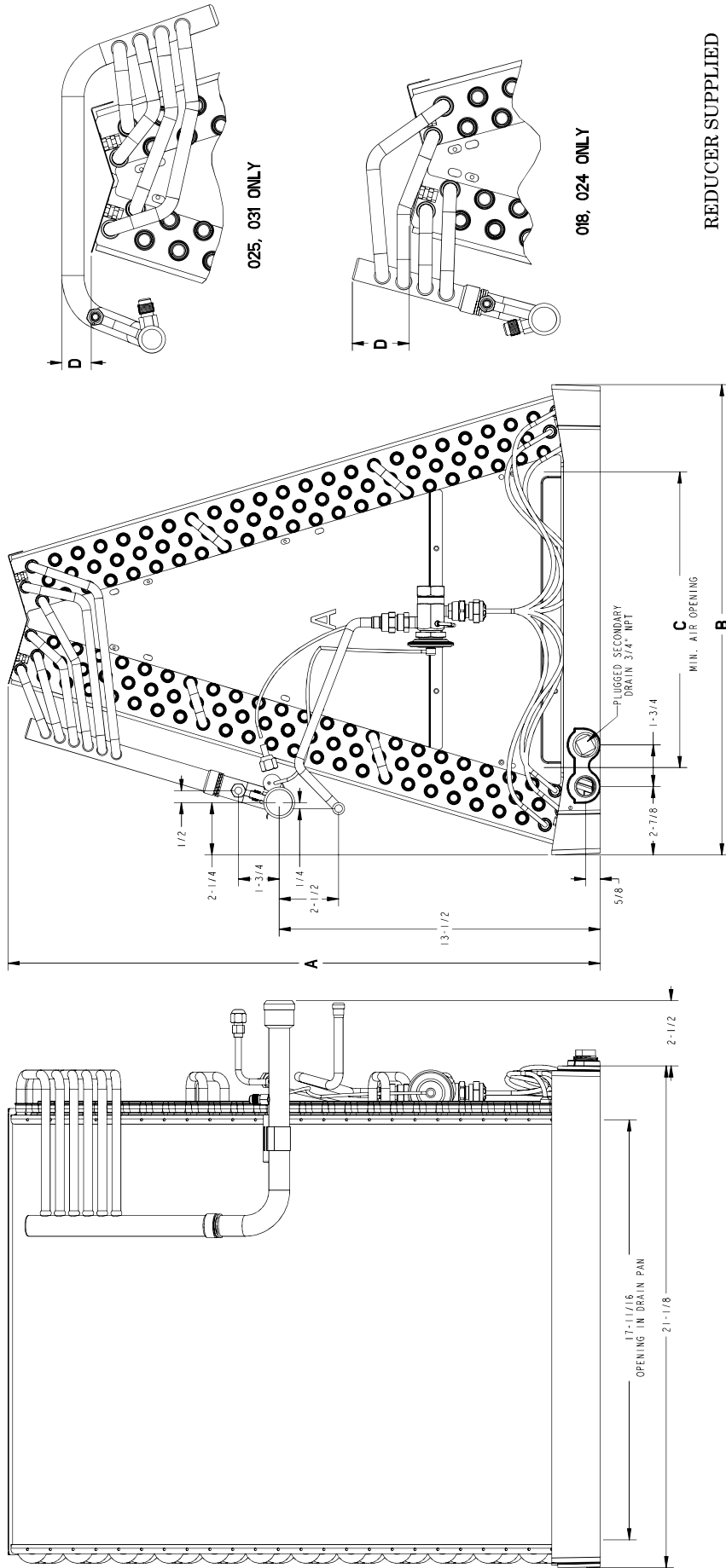
	4TXCC007CC3HCB	4TXCC008CC3HCC	4TXCD009CC3HCC	4TXCD010CC3HCC
INDOOR COIL -- Type	PLATE FIN	PLATE FIN	PLATE FIN	PLATE FIN
Rows / F.P.I.	3 / 18	3 / 14	3 / 18	3 / 18
Face Area (sq.ft.)	6.00	7.00	7.00	7.00
Tube Size	3/8	3/8	3/8	3/8
Refrigerant Control (No internal check valve)	Non-Bleed TXV	Non-Bleed TXV	Non-Bleed TXV	Non-Bleed TXV
Drain Conn. Size (in.)	3/4 NPT	3/4 NPT	3/4 NPT	3/4 NPT
Duct Connections			-See Outline Drawings-	
REFRIGERANT CONNECTIONS	R-410A BRAZED	R-410A BRAZED	R-410A BRAZED	R-410A BRAZED
Line Size -- Gas (in.)	3/4	3/4	3/4	3/4
Line Size -- Liquid (in.)	3/8	3/8	3/8	3/8
DIMENSIONS (in.)	H X W X D	H X W X D	H X W X D	H X W X D
Crated (H x W x D)	28-1/4x24x26-1/2	30-11/16x24x26-1/2	30-11/16x27-1/2x26-1/2	30-11/16x27-1/2x26-1/2
Uncrated			-See Outline Drawings-	
WEIGHT (lbs)				
Shipping -- Net	55 / 51	69 / 65	72 / 68	72 / 68

[1] These indoor coils are A.H.R.I. certified with various split system air conditioners and heat pumps (A.H.R.I. Standard 210/240). Refer to the Split System Outdoor product information site or www.ahrinet.org

Performance Data

PRESSURE DROP CHARACTERISTICS FOR COOLING AND HEAT PUMP COILS								
AIRFLOW (CFM) VS. PRESSURE DROP ACROSS WET COIL								
PRESSURE DROP (INCHES OF WATER COLUMN)								
MODEL	.05	0.1	0.15	0.2	0.25	0.3	0.35	0.4
4TXAA018BC3HUB 4TXCA018BC3HCB	360	545	690	820	930	1040	1135	1230
4TXAA024BC3HUB 4TXCA024BC3HCB	360	545	690	820	930	1040	1135	1230
4TXAB025BC3HUB 4TXAB031BC3HUB 4TXCB025BC3HCB 4TXCB031BC3HCB	310	515	700	865	1020	1170	1310	1450
4TXAB032BC3HUB 4TXAB036BC3HUB 4TXAB042BC3HUB 4TXCB032BC3HCB 4TXCB036BC3HCB 4TXCB042BC3HCB	480	690	860	1005	1130	1250	1360	1460
4TXAB048BC3HUB 4TXCB048BC3HCB	470	680	840	980	1110	1220	1330	1425
4TXAC037BC3HUB 4TXAC043BC3HUB 4TXCC037BC3HCB 4TXCC043BC3HCB	630	900	1105	1280	1440	1520	1710	1830
4TXAC044BC3HUB 4TXAC049BC3HUB 4TXCC044BC3HCB 4TXCC049BC3HCB	675	970	1200	1390	1560	1715	1860	2000
4TXAC060BC3HUB 4TXCC060BC3HCC 4TXCC008CC3HCC	680	965	1190	1375	1540	1685	1820	1950
4TXAD050BC3HUB 4TXCD050BC3HCB	810	1140	1390	1600	1790	1950	2110	2250
4TXAD061BC3HUB 4TXCD061BC3HCC	820	1155	1410	1620	1810	1980	2130	2280
4TXCD063BC3HCC	545	880	1135	1355	1550	1715	1875	2045
4TXAD064BC3HUB 4TXCD064BC3HCC 4TXCD009CC3HCC 4TXCD010CC3HCC	670	1000	1250	1470	1670	1850	2020	2180
4TXCB003CC3HCB	510	715	875	1005	1125	1230	1325	1415
4TXCB004CC3HCB	465	685	865	1015	1155	1280	1395	1505
4TXCC006CC3HCB	460	715	930	1115	1290	1450	1600	1740
4TXCC005CC3HCB 4TXCC007CC3HCB	550	820	1030	1210	1375	1525	1665	795

Outline Drawing for 4TXAA018BC3HUB, 4TXAC024BC3HUB, 4TXAB025BC3HUB, 4TXAB031BC3HUB, 4TXAB032BC3HUB, 4TXAB036BC3HUB, 4TXAB042BC3HUB, 4TXAB048BC3HUB, 4TXAC037BC3HUB, 4TXAC043BC3HUB, 4TXAC044BC3HUB, 4TXAC049BC3HUB, 4TXAC060BC3HUB, 4TXAD061BC3HUB, 4TXAD064BC3HUB, 4TXAD066BC3HUB (All dimensions are in inches)

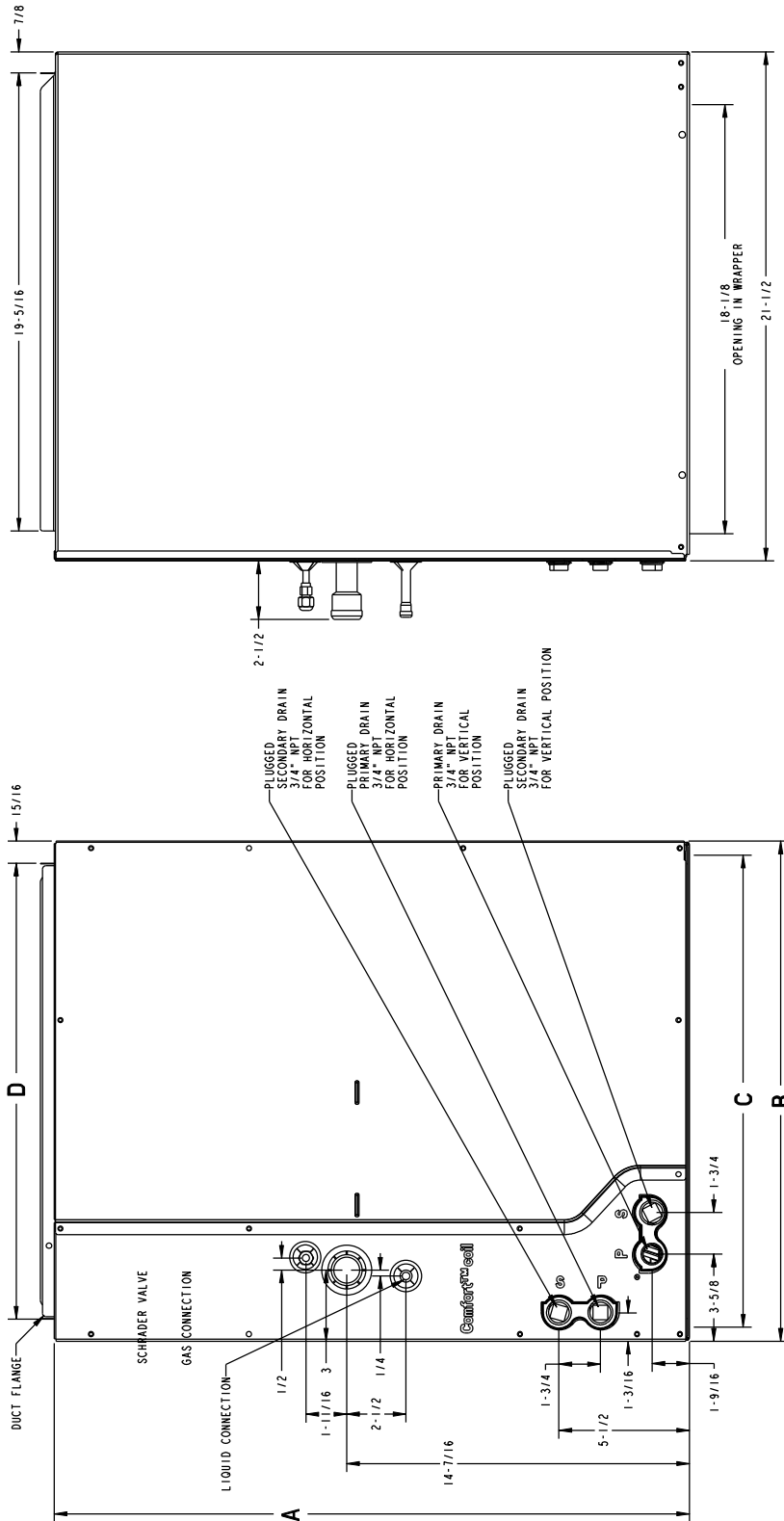


REDUCER SUPPLIED WITH R-410A MODELS

MODEL	4TXAA018BC3HUB 4TXAA024BC3HUB	4TXAB025BC3HUB 4TXAB031BC3HUB	4TXAB032BC3HUB 4TXAB036BC3HUB 4TXAB042BC3HUB	4TXAB037BC3HUB 4TXAC043BC3HUB	4TXAB048BC3HUB 4TXAC049BC3HUB	4TXAC044BC3HUB 4TXAC049BC3HUB	4TXAD060BC3HUB	4TXAC060BC3HUB	4TXAD064BC3HUB 4TXAD066BC3HUB
WEIGHT (LBS)	19	22	29	30	33	34	35	40	41
REFRIGERANT CONTROL					TXV (NON-BLEED)				
HEIGHT "A" (IN)	17-3/8	15	21-1/4	20-3/4	25-5/16	24-15/16	24-3/8	29-1/8	28-9/16
OVERALL WIDTH "B" (IN)	13-1/4	16-1/4	16-1/4	19-3/4	16-1/4	19-3/4	23-1/4	19-3/4	23-1/4
OPENING WIDTH "C" (IN)	7-3/4	9	9	12-1/2	9	12-1/2	16	12-1/2	16
"D"	1-5/8								
GAS CONNECTION	3/4 BRAZE		7/8 BRAZE					1-1/8 BRAZE	
R40-A GAS REDUCER	5/8" X 3/4"	5/8" X 3/4" (025 ONLY)	3/4" X 7/8"					7/8" X 1-1/8"	
LIQUID CONNECTION	5/16 BRAZE							3/8 BRAZE	
DRAIN PAN									PLASTIC

From Dwg. D343005 Rev. 1

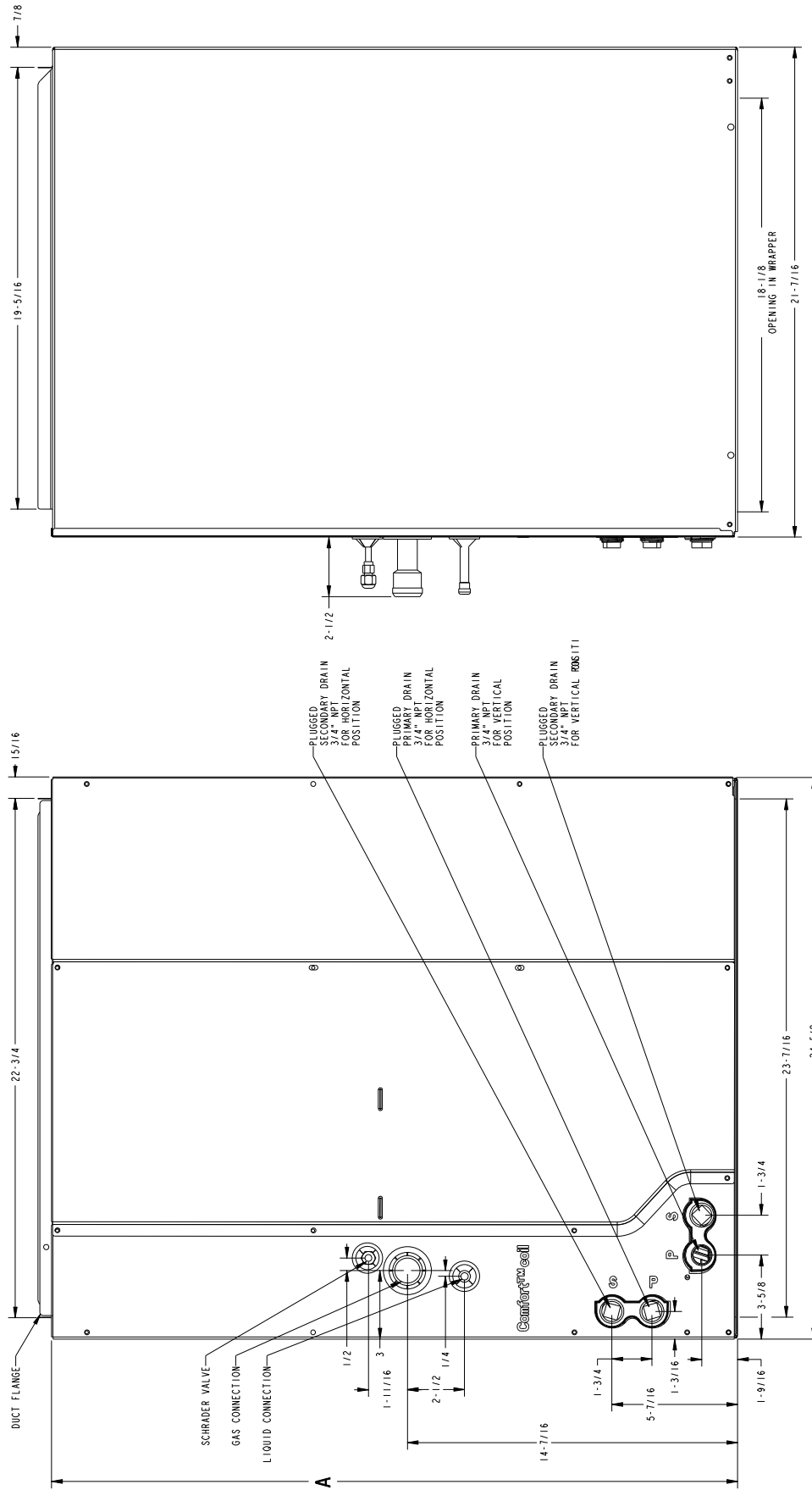
Outline Drawing for 4TXCA018BC3HCB, 4TXCA024BC3HCB, 4TXCB025BC3HCB, 4TXCC031BC3HCB, 4TXCB032BC3HCB, 4TXCB036BC3HCB, 4TXCC037BC3HCB, 4TXCB042BC3HCB, 4TXCC043BC3HCB, 4TXCC044BC3HCB, 4TXCB048BC3HCB, 4TXCC049BC3HCB, 4TXCC060BC3HCB (All dimensions are in inches)



MODEL	4TXCA018BC3HCB 4TXCA024BC3HCB	4TXCB025BC3HCB 4TXCB036BC3HCB 4TXCB042BC3HCB 4TXCB048BC3HCB	4TXCC037BC3HCB 4TXCC043BC3HCB	4TXCC044BC3HCB 4TXCC049BC3HCB	4TXCB048BC3HCB 4TXCC060BC3HCB	4TXCC060BC3HCB
WEIGHT (LBS)	34	38	45	48	49	65
REFRIGERANT CONTROL	TXV (NON-BLEED)					
HEIGHT "A" (IN)	22-5/8	17-5/8	22-5/8	22-5/8	26-7/8	30-11/16
OVERALL WIDTH "B" (IN)	14-1/2	17-1/2	17-1/2	21	17-1/2	21
OPENING WIDTH "C" (IN)	13-1/2	16-1/2	16-1/2	20	16-1/2	20
TOP OPENING "D"	12-3/4	15-3/4	15-3/4	19-1/4	15-3/4	19-1/4
GAS CONNECTION	3/4 BRAZE	3/4 BRAZE	7/8 BRAZE	7/8 BRAZE	1-1/8 BRAZE	1-1/8 BRAZE
R410-A GAS REDUCER	5/8" X 3/4"	5/8" X 3/4" (025 ONLY)	3/4" X 7/8"	3/4" X 7/8"	7/8" X 1-1/8"	7/8" X 1-1/8"
LIQUID CONNECTION	5/16 BRAZE	5/16 BRAZE	5/16 BRAZE	5/16 BRAZE	3/8 BRAZE	3/8 BRAZE
MATCHED FURNACE WIDTH (NO ADAPTER REQUIRED)	14-1/2	17-1/2	17-1/2	21	17-1/2	21
DRAIN PAN	PLASTIC					

Outline Drawing for 4TXCD050BC3HCB, 4TXCD061BC3HCC, 4TXCD063BCHCC, 4TXCD064BCHCC

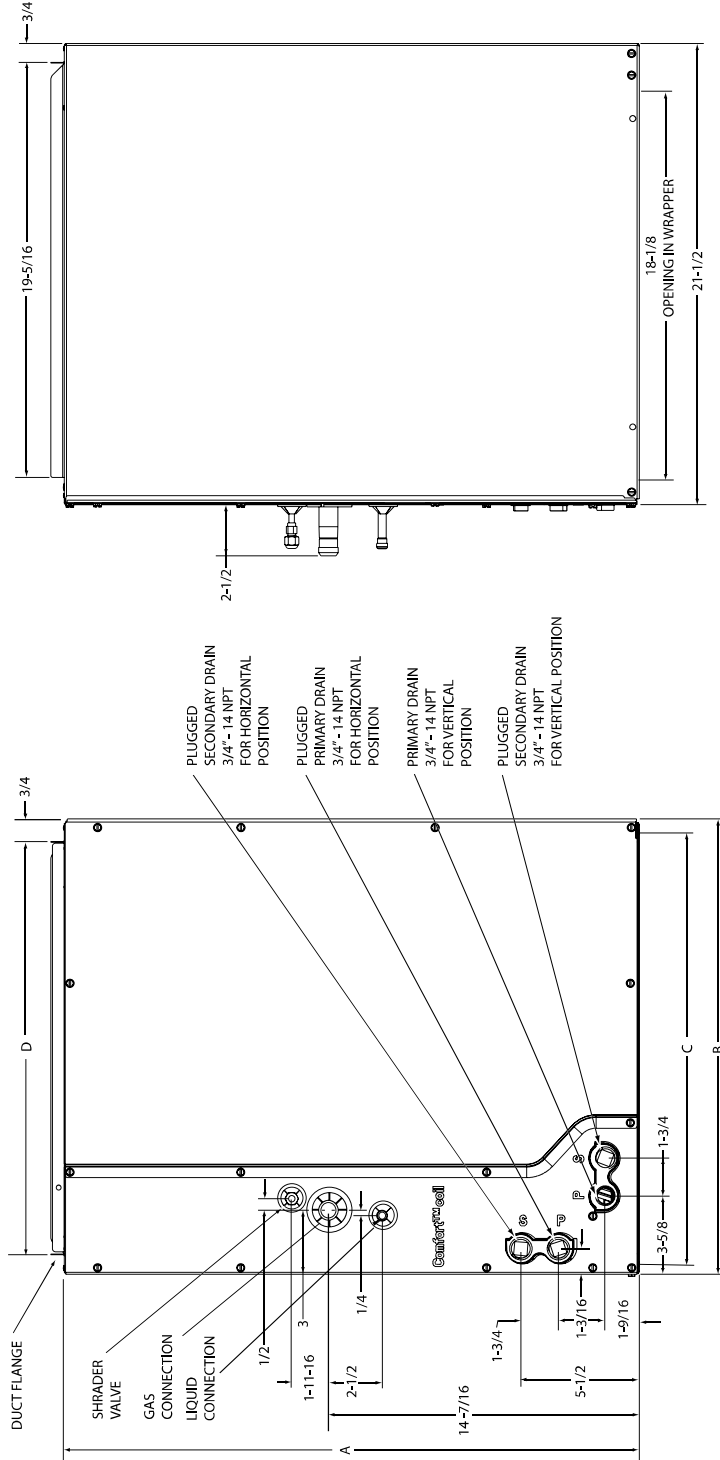
(All dimensions are in inches)



MODEL	4TXCD050BC3HCB	4TXCD063BCHCC 4TXCD064BCHCC	4TXCD063BCHCC
WEIGHT (LBS)	55	68	73
REFRIGERANT CONTROL	TXV (NON-BLEED)		
HEIGHT "A" (IN)	26-7/8	30-11/16	
GAS CONNECTION	1-1/8 BRAZE	3/8 BRAZE	7/8 BRAZE
LIQUID CONNECTION	3/8 BRAZE		
MATCHED FURNACE WIDTH (NO ADAPTER REQUIRED)	24-1/2		
DRAIN PAN	PLASTIC		

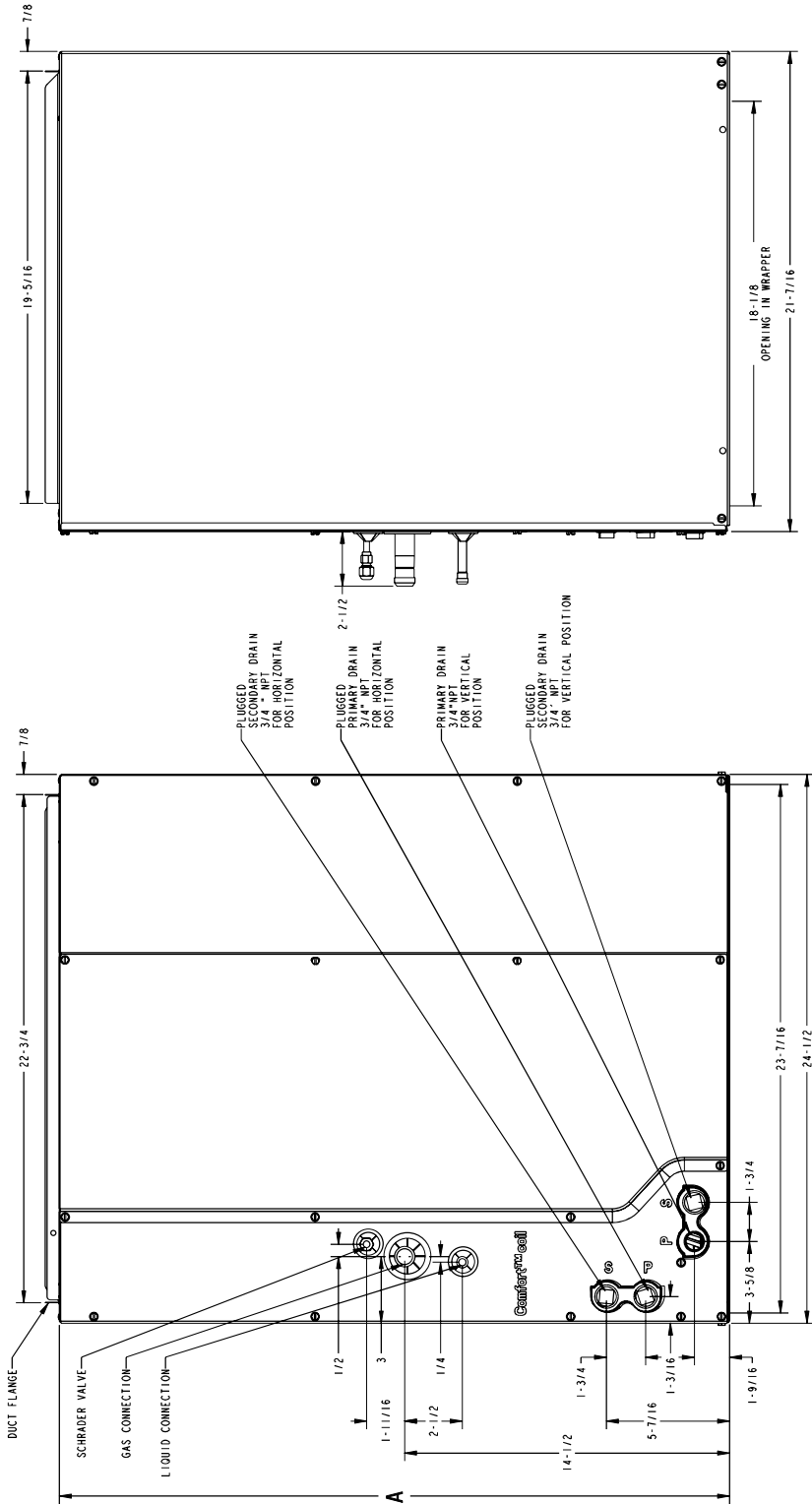
From Dwg. D342804

Outline Drawing for 4TXCB003CC3HCB, 4TXCB004CC3HCB, 4TXCC005CC3HCB, 4TXCC006CC3HCB, 4TXCC007CC3HCB, and 4TXCC008CC3HCB
 (All dimensions are in inches)



MODEL	4TXCB003CC3HCB	4TXCB004CC3HCB	4TXCC006CC3HCB	4TXCC005CC3HCB 4TXCC007CC3HCB	4TXCC008CC3HCB
WEIGHT (LBS.)	45	49	48	51	65
REFRIGERANT CONTROL	TXV (NON-BLEED)				
HEIGHT "A" (IN.)	22-5/8	26-7/8	22-5/8	26-7/8	30-11/16
OVERALL WIDTH "B" (IN.)	17-1/2	17-1/2	21	21	21
OPENING WIDTH "C" (IN.)	16-1/2	16-1/2	20	20	20
TOP OPENING "D"	15-3/4	15-3/4	19-1/4	19-1/4	19-1/4
GAS CONNECTION	5/8 BRAZE	3/4 BRAZE	5/8 BRAZE	3/4 BRAZE	3/4 BRAZE
LIQUID CONNECTION	3/8 BRAZE				
MATCHED FURNACE WIDTH (NO ADAPTER REQUIRED)	17-1/2				
DRAIN PAN	PLASTIC				

Outline Drawing for 4TXCD009CC3HCC and 4TXCD010CC3HCC (All dimensions are in inches)



MODEL	4TXCD009CC3HCC 4TXCD010CC3HCC
WEIGHT (LBS.)	68
REFRIGERANT CONTROL	TXV (NON-BLEED)
HEIGHT "A" (IN.)	30-11/16
GAS CONNECTION	3/4 BRAZE
LIQUID CONNECTION	3/8 BRAZE
MATCHED FURNACE WIDTH (NO ADAPTER REQUIRED)	24-1/2
DRAIN PAN	PLASTIC

From Dwg. D343415rev2



Notes



TRANE[®]

Trane
6200 Troup Highway
Tyler, TX 75707
www.trane.com

*For more information contact
your local dealer (distributor)*



Literature Order Number	22-1813-08
File Number	22-1813-08
Supersedes	22-1813-07
Date	12/14

*Since **Trane** has a policy of continuous product improvement, it reserves the right to change design and specifications without notice.*