



**TRANE®**

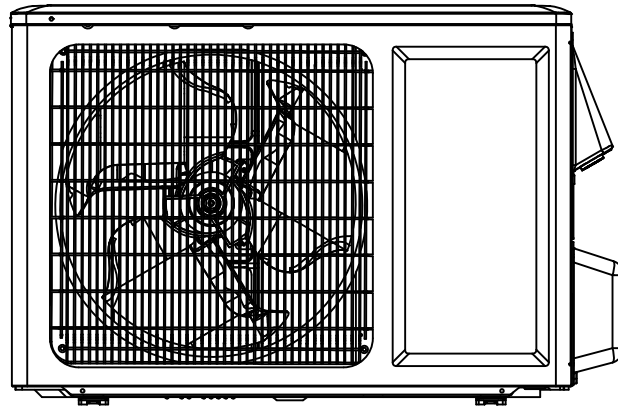
22-1870-06

# Product Data

---

**Split System (R-410A)  
16-22 SEER, Inverter System  
9,000 to 36,000 BTU/Hr**

---



**Single Split  
Heat Pump**

**Indoor Unit  
4MXW8-A**

**Outdoor Unit  
4TXK8-A**

# It's Hard to Stop a Trane.

## **Split System (R-410A, 60Hz) 16 - 22 SEER, Inverter System - 9,000 to 36,000 BTU/Hr**

Whatever their specific heating and cooling needs, people trust Trane to provide reliable efficient solutions. Trane Ductless Systems allow you to create a comfortable indoor environment in spaces where adding ductwork might be impractical or too expensive, or not as efficient as a ductless option.

Retrofit a house that doesn't have a ducted system or where the central system is already at capacity. Bring efficient, economical comfort to new room additions. Provide spot heating and cooling that operates independently of the central system. Utilize ductless efficiency for new construction projects where ductless systems make more sense than a traditional ducted system. .

Easy to install Trane Ductless Systems offer flexibility in design and provide efficiency and economy with two simple components - an outdoor unit and one or more stylish, low profile, indoor units. All built with Trane's legendary reliability and innovative thinking.

## **Introducing the new TRANE Split System Family**



**4MXW8 High Efficiency  
Indoor Unit**

### **Quiet Design**

Specially designed air vent efficiently reduces operation noise, as low as 26 dB.

### **Turbo Function**

High speed operation quickly reaches desired temperature.

### **Sleep Mode Function**

Temperature rises/falls automatically to maintain room comfort and save energy while you sleep.

### **Auto Clean/Triple Filtration**

Fan runs when unit is stopped to reduce moisture and inhibit the development of bacteria, and the triple filtration further cleans the air that you breathe.

### **Anti-cold Design**

To prevent blowing cold air directly to the room, air is pre-heated during heating operation.

### **Timer**

Operate the unit automatically only when you want by setting the timer.

## **Outdoor Unit**

### **Energy Efficiency**

Quickly reach the desired temperature without sacrificing your electricity bills with our higher EER/COP levels.

### **Robust Grill**

Prevent damage without impacting airflow with our strong, hot-dip galvanized steel grill.

### **Intelligent Defrost**

Auto defrosting is implemented if necessary. It improves the system's heating efficiency and helps you save power. (Standard on all heat pump models.)

### **Blue Fin**

Increase durability and ensure continued efficiency with our special anti-corrosion coil treatment. (Standard on all heat pump models.)

### **Twin Rotary DC Compressor**

Provides better balance and higher efficiency.

### **Compressor Protection**

Compressor stops or delays operation when there is mode conflict.

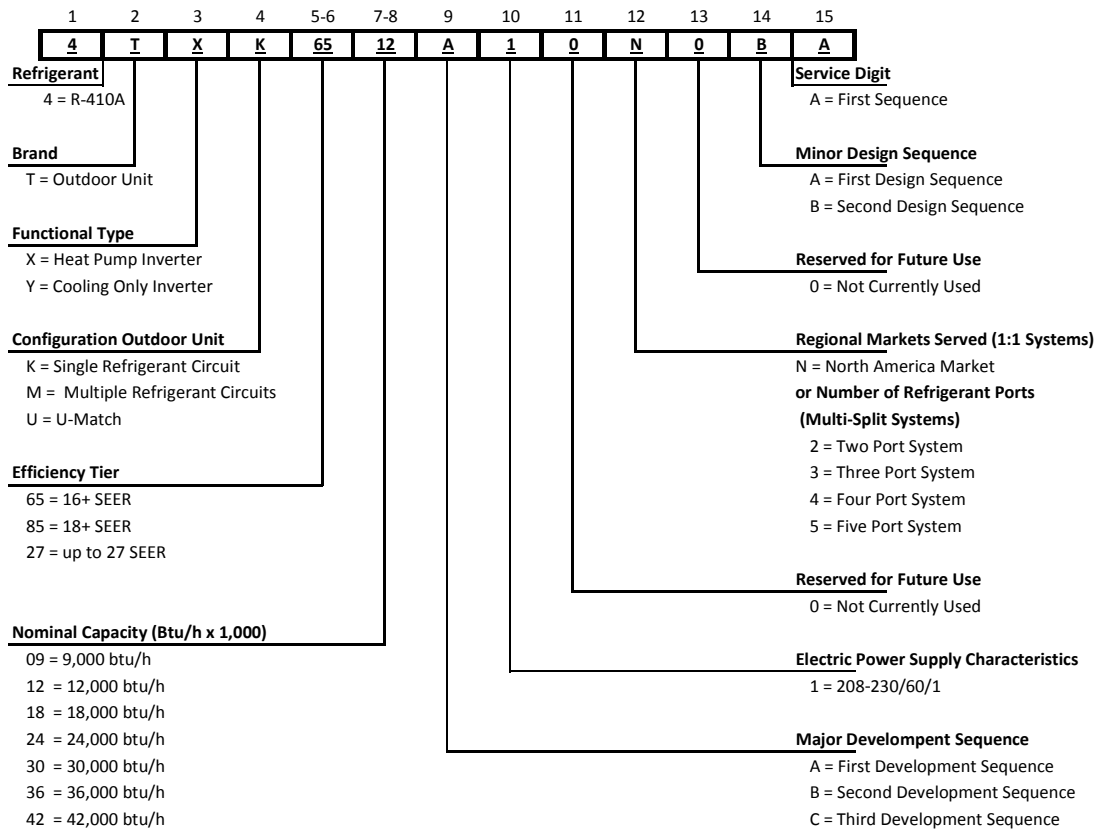


**4TYK6, 4TXK6 and 4TXK8  
Outdoor Unit**

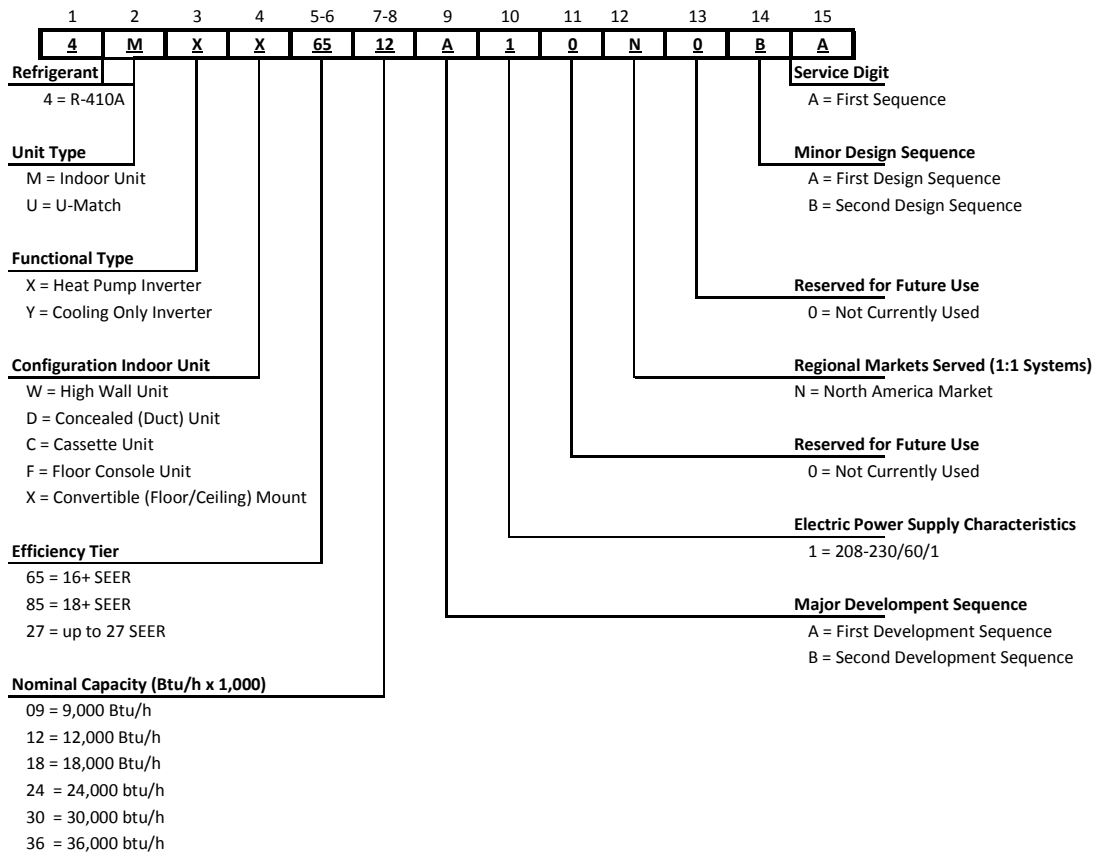
# Contents

<b>Model Nomenclature</b>	<b>4</b>
<hr/>	
<b>Optional Equipment</b>	<b>5</b>
<hr/>	
<b>General Data</b>	<b>6-8</b>
<hr/>	
<b>Mechanical Specifications</b>	<b>9</b>
<hr/>	

## OUTDOOR UNIT MODEL NOMENCLATURE



## INDOOR UNIT MODEL NOMENCLATURE



# Optional Equipment

See the Service First Mini-Split Accessory Catalog for the complete accessory list.

## Optional outdoor unit accessories

Model Number	Description	4TXK85 Mini-split HP 18 SEER
TAYREFLN050	Lineset Kit 1/4x3/8 - 25'	✓
TAYREFLN055	Lineset Kit 1/4x3/8 - 35'	✓
TAYREFLN060	Lineset Kit 1/4x3/8 - 50'	✓
TAYREFLN560	Lineset Kit 1/4x1/2 - 25'	✓
TAYREFLN565	Lineset Kit 1/4x1/2 - 35'	✓
TAYREFLN570	Lineset Kit 1/4x1/2 - 50'	✓
TAYREFLN155	Lineset Kit 1/4x5/8 - 25'	✓
TAYREFLN160	Lineset Kit 1/4x5/8 - 35'	✓
TAYREFLN165	Lineset Kit 1/4x5/8 - 50'	✓

## Optional indoor unit accessories

Model Number	Description	4TXW85 Mini-split Indoor 18 SEER
BAYFTHW01P2A	Active Carbon & Catechin filter for 9 & 12 MBH 16 SEER units	✓
BAYFTHW02P2A	Active Carbon & Catechin filter for 18 & 24 MBH 16 SEER units and 9, 12, 18 & 24 MBH 18 SEER units	✓
BAYFTHW03P2A	Active Carbon & Catechin filter for 36 MBH 18 SEER units	✓
TREMOTE1AHAND1	Wireless controller	
TREWIRE1AHANDAA	Wired Controller (Only Compatible with 4MXW85 14th digit C models)	✓

<b>Air Velocity Patterns for High Wall</b>		
Max Horizontal Distance		
Unit: ft. (m)		
Model	Cooling Mode	Heating Mode
4MXW8509	29.5 (9)	23.6 (7.2)
4MXW8512	29.5 (9)	23.6 (7.2)
4MXW8518	29.5 (9)	29.5 (9)
4MXW8524	31.8 (9.7)	26.2 (8)

# General Data

MODEL - Heat Pump Only	4MXW8509A1 / 4TXK8509A1		4MXW8512A1 / 4TXK8512A1	
	Cooling	Heating	Cooling	Heating
RATED Volts/PH	208 / 230 / 1		208 / 230 / 1	
Frequency (Hz)	60Hz		60Hz	
Rated Cooling / Heating Capacity (Btu/h):	9000	9800	12000	13000
Minimum Cooling Capacity (@95F) (Btu/h):	3500	0	3100	0
Maximum Cooling Capacity (@95F) (Btu/h):	9600	0	13000	0
Minimum Heating Capacity (@47F) (Btu/h):	0	2200	0	2400
Maximum Heating Capacity (@47F) (Btu/h):	0	11000	0	14000
Maximum Heating Capacity (@17F) (Btu/h):	0	5500	0	7600
Maximum Heating Capacity (@ 5F) (Btu/h):	0	7400	0	8500
Total Capacity (W) (High/Standard/Low):	2813 / 2637 / 1025	3224 / 2637 / 645	3810 / 3517 / 909	4103 / 3810 / 703
Rated Power Input (W)	620	750	1000	1200
Nominal Input Current (A)	2.80	3.04	4.55	5.20
SEER / HSPF	22.0	9.2	20.0	9.2
Air Flow Volume (CFM) (H/M/L)	307 / 277 / 254 / 218		335 / 277 / 254 / 218	
Dehumidifying Volume (pt./h)	2.16		2.52	
EER (@95F)	14.5	13.07	12.0	10.83

Indoor Unit	4MXW8509A10NOCA		4MXW8512A10NOCA	
	Fan Motor Speed (r/min) (SH/H/M/L)	1260 / 1100 / 950 / 750	1320 / 1180 / 1050 / 950	1330 / 1100 / 950 / 750
Fan Motor RLA(A)	0.2		0.2	
Evaporator	Aluminum Fin-copper Tube		Aluminum Fin-copper Tube	
Pipe Diameter (inch)	0.276		0.276	
Row Fin Gap (inch)	2 - 0.055		2 - 0.055	
Coil length (L) x height (H) x coil width (W) (inch)	22.9 x 1.0 x 10.4		22.9 x 1.0 x 10.4	
Output of Swing Motor (W)	2.0		2.0	
Fuse (A)	3.15		3.15	
Sound PRESSURE Level dB (A)(SH/H/M/L) ①	42 / 38 / 35 / 32		44 / 39 / 36 / 33	
Uncrated Dimension (W/D/H) (inch)	33.3 x 7.1 x 10.8		33.3 x 7.1 x 10.8	
Crated Dimension of Package (W/D/H) (inch)	36.1 x 10.2 x 14.6		36.1 x 10.2 x 14.6	
Net Weight /Gross Weight (lbs)	22.0 / 28.6		22.0 / 28.6	

Outdoor Unit	4TXK8509A10NOBA		4TXK8512A10NOBA	
	Compressor Type	Rotary		Rotary
L.R.A. (A)	10.2		10.2	
Compressor RLA(A)	6.21		5.34	
Compressor Power Input(W)	860		860	
Throttling Method	EEV		EEV	
Working Temp Range (oF)	-0 ~ 110	5 ~ 75	-0 ~ 110	5 ~ 75
Condenser	Aluminum Fin-copper Tube		Aluminum Fin-copper Tube	
Pipe Diameter (inch)	0.375		0.375	
Row Fin Gap (inch)	2 - 0.055		2 - 0.055	
Coil length (l) x height (H) x coil width (L) (inch)	29.4 x 20.0 x 1.7		29.4 x 22.0 x 1.7	
Fan Motor Speed (rpm)	680/900		680/900	
Output of Fan Motor (W)	30		30	
Fan Motor RLA (A)	0.14		0.14	
Air Flow Volume of Outdoor Unit (CFM)	944		944	
Fan Diameter (inch)	15.7		15.7	
Defrosting Method	Automatic Defrosting		Automatic Defrosting	
Sound Power Level dB (A)	60		62	
Sound PRESSURE Level dB (A)(SH/H/M/L) ①	50		52	
Uncrated Dimension (W/L/H) (inch)	33.4 x 12.6 x 21.3		33.4 x 12.6 x 23.2	
Crated Dimension of Package (W/L/H) (inch)	34.7 x 14.3 x 23.4		34.7 x 14.3 x 25.4	
Net Weight /Gross Weight (lbs)	79.3 / 90.3		88.1 / 96.9	
Refrigerant Charge (oz)	45.86		45.86	
MCA	10.0		10.0	
MOP	15.0		15.0	

Connection Pipe	
Gas additional charge(oz/ft)	0.2
Outer Diameter Liquid Pipe (inch)	1/4
Outer Diameter Gas Pipe (inch)	3/8
Max Height Distance (ft)	65
Max Length Distance (ft)	100

① Sound PRESSURE Level @ 3.3 ft. dB(A)

② 4MXW85 High Wall Models with 14th digit B are phasing out and will be replaced with 14th digit C models (Now compatible with wired controller)

# General Data

MODEL - Heat Pump Only	4MXW8518A1 / 4TXK8518A1		4MXW8524A1 / 4TXK8524A1	
	Cooling	Heating	Cooling	Heating
RATED Volts/PH	208 / 230 / 1		208 / 230 / 1	
Frequency (Hz)	60Hz		60Hz	
Rated Cooling / Heating Capacity (Btu/h):	18000	19800	21400	23000
Minimum Cooling Capacity (@95F) (Btu/h):	5970	0	9600	0
Maximum Cooling Capacity (@95F) (Btu/h):	22350	0	25000	0
Minimum Heating Capacity (@47F) (Btu/h):	0	5970	0	9600
Maximum Heating Capacity (@47F) (Btu/h):	0	22350	0	25000
Maximum Heating Capacity (@17F) (Btu/h):	0	12700	0	15000
Maximum Heating Capacity (@ 5F) (Btu/h):	0	13600	0	14400
Total Capacity (W) (High/Standard/Low):	6550 / 5275 / 1750	6550 / 5275 / 1750	7325 / 6270 / 2812	7325 / 6270 / 2812
Rated Power Input (W)	1500	2133	1783	2451
Nominal Input Current (A)	6.82	9.70	8.10	11.14
SEER / HSPF	18.0	10.0	18.0	10.0
Air Flow Volume (CFM) (H/M/L)	501 / 460 / 383 / 324		590 / 472 / 413 / 354	
Dehumidifying Volume (pt./h)	3.29		4.52	
EER (@95F)	12.0	9.28	12.0	9.38

Indoor Unit	4MXW8518A10NOCA		4MXW8524A10NOCA	
Fan Motor Speed (r/min) (SH/H/M/L)	1500 / 1200 / 1050 / 900	1500 / 1250 / 1150 / 1050	1500 / 1200 / 1050 / 900	1500 / 1350 / 1220 / 1050
Fan Motor RLA(A)	0.32		0.24	
Evaporator	Aluminum Fin-copper Tube		Aluminum Fin-copper Tube	
Pipe Diameter (inch)	0.276		0.276	
Row Fin Gap (inch)	2 - 0.055		2 - 0.059	
Coil length (L) x height (H) x coil width (W) (inch)	28.1 x 1.0 x 12.0		30.1 x 1.0 x 13.5	
Output of Swing Motor (W)	2.5		3.0	
Fuse (A)	3.15		3.15	
Sound PRESSURE Level dB (A)(SH/H/M/L) ①	49 / 44 / 40 / 35		53 / 45 / 41 / 37	
Uncrated Dimension (W/D/H) (inch)	37.0 x 7.9 x 11.7		39.6 x 8.6 x 12.4	
Crated Dimension of Package (W/D/H) (inch)	39.8 x 11.2 x 15.0		42.4 x 12.9 x 15.7	
Net Weight /Gross Weight (lbs)	28.6 / 37.4		35.2 / 46.2	

Outdoor Unit	4TXK8518A10NOBA		4TXK8524A10NOCA	
Compressor Type	Rotary		Rotary	
L.R.A. (A)	13.8		18.5	
Compressor RLA(A)	9.35		10.45	
Compressor Power Input(W)	1200		1420	
Throttling Method	EEV		EEV	
Working Temp Range (oF)	-0 ~ 110	5 ~ 75	-0 ~ 110	5 ~ 75
Condenser	Aluminum Fin-copper Tube		Aluminum Fin-copper Tube	
Pipe Diameter (inch)	0.276		0.276	
Row Fin Gap (inch)	2 - 0.055		2 - 0.055	
Coil length (l) x height (H) x coil width (L) (inch)	33.0 x 26.0 x 1.5		38.1 x 29.4 x 1.5	
Fan Motor Speed (rpm)	800		800	
Output of Fan Motor (W)	60		90	
Fan Motor RLA (A)	0.32		1.1	
Air Flow Volume of Outdoor Unit (CFM)	1887		2359	
Fan Diameter (inch)	20.5		21.7	
Defrosting Method	Automatic Defrosting		Automatic Defrosting	
Sound Power Level dB (A)	65		68	
Sound PRESSURE Level dB (A)(SH/H/M/L) ①	55		58	
Uncrated Dimension (W/L/H) (inch)	37.6 x 15.6 x 27.6		38.6 x 16.8 x 31.1	
Crated Dimension of Package (W/L/H) (inch)	40.5 x 18.5 x 29.1		42.6 x 19.2 x 33.7	
Net Weight /Gross Weight (lbs)	99.1 / 110.1		132.1 / 145.3	
Refrigerant Charge (oz)	49.36		56.45	
MCA	16.0		16.0	
MOP	20.0		20.0	

Connection Pipe		
Gas additional charge(oz/ft)	0.2	0.54
Outer Diameter Liquid Pipe (inch)	1/4	1/4
Outer Diameter Gas Pipe (inch)	1/2	5/8
Max Height Distance (ft)	65	65
Max Length Distance (ft)	130	130

① Sound PRESSURE Level @ 3.3 ft. dB(A)

② 4MXW85 High Wall Models with 14th digit B are phasing out and will be replaced with 14th digit C models (Now compatible with wired controller)

# General Data

## MODEL - Heat Pump Only

### 4MXW8536A1 / 4TXK8536A1

	Cooling	Heating
RATED Volts/PH	208 / 230 / 1	
Frequency (Hz)	60Hz	
Rated Cooling / Heating Capacity (Btu/h):	33600	34600
Minimum Cooling Capacity (@95F) (Btu/h):	7400	0
Maximum Cooling Capacity (@95F) (Btu/h):	36000	0
Minimum Heating Capacity (@47F) (Btu/h):	0	15000
Maximum Heating Capacity (@47F) (Btu/h):	0	36000
Maximum Heating Capacity (@17F) (Btu/h):	0	20600
Maximum Heating Capacity (@ 5F) (Btu/h):	0	17600
Total Capacity (W) (High/Standard/Low):	10550 / 9850 / 2170	10550 / 10140 / 4390
Rated Power Input (W)	3650	3567
Nominal Input Current (A)	16.59	16.21
SEER / HSPF	16.0	8.20
Air Flow Volume (CFM) (H/M/L)	- / 824 / 706 / 677	
Dehumidifying Volume (pt./h)	6.17	
EER (@95F)	9.20	9.70

## Indoor Unit

### 4MXW8536A10NOCA

Fan Motor Speed (r/min) (SH/H/M/L)	- / 1550 / 1400 / 1300	
Fan Motor RLA(A)	0.4	
Evaporator	Aluminum Fin-copper Tube	
Pipe Diameter (inch)	0.276	
Row Fin Gap (inch)	2 - 0.055	
Coil length (L) x height (H) x coil width (W) (inch)	42.3 x 1.0 x 15.0	
Output of Swing Motor (W)	2.0	
Fuse (A)	3.15	
Sound PRESSURE Level dB (A)(SH/H/M/L) ①	- / 59 / 56 / 53	
Uncrated Dimension (W/D/H) (inch)	53.1 x 10.0 x 12.8	
Crated Dimension of Package (W/D/H) (inch)	56.6 x 13.5 x 16.5	
Net Weight /Gross Weight (lbs)	44.1 / 59.5	

## Outdoor Unit

### 4TXK8536A10NOBA

Compressor Type	Rotary	
L.R.A. (A)	67	
Compressor RLA(A)	17.50	
Compressor Power Input(W)	3010	
Throttling Method	EEV	
Working Temp Range (oF)	-0 ~ 110	5 ~ 75
Condenser	Aluminum Fin-copper Tube	
Pipe Diameter (inch)	0.375	
Row Fin Gap (inch)	2 - 0.055	
Coil length (l) x height (H) x coil width (L) (inch)	37.0 x 30 x 1.8	
Fan Motor Speed (rpm)	900	
Output of Fan Motor (W)	170	
Fan Motor RLA (A)	0.45	
Air Flow Volume of Outdoor Unit (CFM)	2603	
Fan Diameter (inch)	21.7	
Defrosting Method	Automatic Defrosting	
Sound Power Level dB (A)	75	
Sound PRESSURE Level dB (A)(SH/H/M/L) ①	65	
Uncrated Dimension (W/L/H) (inch)	38.6 x 16.8 x 31.1	
Crated Dimension of Package (W/L/H) (inch)	42.6 x 19.2 x 33.7	
Net Weight /Gross Weight (lbs)	161 / 170	
Refrigerant Charge (oz)	91.71	
MCA	23.0	
MOP	35.0	

## Connection Pipe

Gas additional charge(oz/ft)	0.6
Outer Diameter Liquid Pipe (inch)	1/4
Outer Diameter Gas Pipe (inch)	5/8
Max Height Distance (ft)	65
Max Length Distance (ft)	130

① Sound PRESSURE Level @ 3.3 ft. dB(A)

② 4MXW85 High Wall Models with 14th digit B are phasing out and will be replaced with 14th digit C models (Now compatible with wired controller)



# Mechanical Specifications

## Mini-Split Outdoor Unit

### General

This unit is fully charged from the factory for up to 25 feet of piping. This unit is designed to operate at outdoor ambient temperatures as high as 110°F. Cooling capacities with the mini-split air handler shown in the catalog are AHRI certified. The unit is ETL listed for outdoor application.

### Unit Casing

The unit casing is constructed of heavy gauge, galvanized steel and painted with a weather-resistant powder paint.

### Refrigerant Controls

Refrigeration system controls include condenser fan and compressor relay. High and low pressure controls are inherent to the compressor. A suction line multi function service valve is standard

### Compressor

The compressor features internal over temperature and pressure protection; total dipped hermetic motor windings. Other features include: centrifugal oil pump and low vibration and noise.

### Condenser Coil

The coil shall consist of aluminum finned coils brazed to copper tubing. The coil provides air flow resistance and efficient heat transfer. The coil is protected by the casing.

### Low Ambient Cooling

Matched Trane ductless products, have a cooling capability to 0° F.

## Mini-Split Indoor High Wall

### General

The High Wall mounted type air handler shall be completely factory assembled including coil, condensate drain pan, fan motor, washable filter, air purifying filter and electric controls to be used with a wireless remote controller. Unit shall be shipped with a unit mounting plate. Unit shall be matched with a Trane outdoor unit, rated and tested in accordance with AHRI standard. Unit shall be ETL listed.

### Unit Casing

Casing shall be provided with knockouts on the right, and left of the unit to facilitate piping and electrical connection on either side of the unit. An electrical service cover shall be provided to permit easy access to the electrical terminal strip.

### Discharge airflow and Distribution System

Unit shall have auto swing, dual horizontal blades to optimize the aperture outlet for vertical airflow and air distribution. Blade shall close automatically when the air conditioner is turned off to minimize dust entering the unit. Five-Step preset program on the remote controller shall be available to control the blade angle.

Manually adjusted wide-angle louvers shall be provided to adjust the coverage and direction of airflow.

### Controls

Units shall have the capability to be controlled remotely.

### Remote Controller

The unit shall have a wireless infrared remote controller with easy reading digital display panel to start, stop and regulate the air conditioner from a distance.

The wireless controller is available for all units. **(Sold separately)**

### Healthy Filters

The unit shall have one combined active carbon and catechin filter with the unit. The filter needs to be cleaned at least once a year.



**Trane**  
6200 Troup Highway  
Tyler, TX 75707-9010

10/14

The manufacturer has a policy of continuous product and product data improvement and it reserves the right to change design and specifications without notice.