



AllStyle

Coil Company, L.P.



Quality

Innovation

Reliability

**www.AllStyle.com
7037 Brittmoore Road
Houston, Texas 77041**

**P : (713) 466 - 6333
F : (713) 466 - 6363**



AllStyle Coil Company History



A *Allstyle* Coil Company, L.P. commenced operations in May of 1990. Between the years of 1990 and 2000, factory operations grew from 40,000 sq. ft. to over 50,000 sq. ft., making *AllStyle* Coil Company the largest independent coil manufacturer in the United States.

AllStyle is owned and operated in its entirety by Mr. Lendell Martin and his family. Lendell has over 60 years of experience in the air conditioning and refrigeration industry, and holds numerous design patents. Still to this day, Mr. Martin continues working to develop new products. Being the founder of the **Red-T Coil Company** and having operated an HVAC contracting company, Mr. Martin has a firm understanding of both the customer and contractor.

Over the years *AllStyle* has become the leader in HVAC innovation and the premier independent coil manufacturer in the AHRI Certification Program. With each innovative product *AllStyle's* production continues to increase. *AllStyle* continues to build products of quality and durability at a competitive price. Product inventory has increased for both multi-family and residential to include a broad range of air handlers, hydronic units, gas furnaces, and heat pumps.



AllStyle ascendancy has resulted from the establishment of alliances with distributors, prompt delivery of products, outstanding technical assistance, and customer service.



Manufacturing Process

The manufacturing of quality products requires a clear understanding of the market, and its needs. *AllStyle* defines a quality coil as one that meets or exceeds the manufacturers matched system



design specifications. Our products begin with material that meets stringent quality control objectives. *AllStyle* suppliers are selected by their ability to supply quality material as specified, and before shipment all materials must be inspected by the vendor to ensure they meet the necessary specifications.

Quality Coils

AllStyle coils are built to last, and are pressure tested to provide reliability. We use durable copper or aluminum tubing, and corrosion resistant aluminum end plates which are flared instead of punched. Drain pans are made from heavy duty polymer, and are resistant to corrosion and mold growth. A choice of cabinet material is available and double drain ports are standard. *AllStyle* units are rated for both R-22 and R-410a refrigerants, a variety of coils are available to match nearly all air conditioners and heat pumps. At *AllStyle* Coil Company, L.P. we take a personal interest in every product we design, test, and manufacturer. We ensure that your home or office is comfortable, while saving you money in operating costs.



AllStyle Coil Company History



A *AllStyle* products result from a combination of high quality material, efficient manufacturing, and superior personnel. Our fabrication machinery is regularly calibrated according to preset cycle schedules, and in-house training is provided for production personnel regularly. Our products are tested internally to ensure they meet established specifications before being shipped to the customer. The management of *AllStyle* is involved in the daily supervision of product fabrication, assembly, and testing. All products are date coded, and are able to be tracked to the wholesale distributors. In the event a product failure is identified, the units are immediately returned to the factory for

re-analysis. Any testing failures are trace directly back to their original source, and production adjustments are made, at which time a safe guard is put in place to prevent future problems. *AllStyle* recognizes how crucial the contribution of each individual employee is when it comes to successfully implementing and realizing its commitment to provide a quality product. Production personnel are trained to properly fabricate and assemble the components from start to finish. Each product goes through a stringent inspection process to ensure the highest quality component is being provided to each customer.

Long Term Goals

AllStyle will continue to provide innovative products to fit the needs of the current and future market. Factory expansion to support increased growth is underway with future innovations being considered.

AllStyle is a privately held corporation and invests in the future to improve the manufacturing, testing, design, and development process. This ensures superior products reach the market in a timely fashion. Looking into the future, Mr. Martin is excited to pass along his ideas and work ethic to the next generation of his family, ensuring the company's success for many years to come.



AllStyle Coil Company, L.P. looks forward to many continued years of growth and success because of the solid foundation upon which the company has been built on.



AllStyle Coil Company, L.P.



Table of Contents

Evaporator Coils

- Un - Cased Vertical Coils
ASUC, ASUM 1-2
- Up - Flow Cased Coils
AS 3-4
- Horizontal Slab Coils
ASH, ASHL 5-6
- Horizontal Plenum Coils
AS** 7-8
- StyleQuest Multi - Position Coils
ASQN 9-10

Air Handlers

- Multi - Position Air Handlers
BLD, BLT, BL*W, BLCW, SL, SLT, SLW, SLCW 11-12
- Multi - Position Modular Air Handlers
ELB, EFM, EFX, EFV 13-14
- Ceiling Mounted Air Handlers
AHF*, AHSK*, AHR*, AHL*, ATF*, ATH* 15-16
- Double Blower Ceiling Mounted Air Handlers
HFD, HFP, HFW, HFC, HFCW 17-18
- Wall Mounted Air Handlers
VL, VLD*, VLL, VLDW 19-22

Mobile Home Products

- Down - Flow Mobile Home Modular Air Handler
ADFM 23-24
- Un - Cased Mobile Home Coils
ASUM 25-26
- AllStyle Mobile Home & Commercial Piggyback Package
AMCP 27-28

Gas Furnaces

- 80 % Furnaces
ABA 29-30
- 90 % - 92 % Down - Flow & Horizontal Furnaces
CSA 31-32
- High Efficiency Condensing Furnaces
VSA, VSB, VSC 33-34

Commercial Coils

- Single Circuit
ASM 35-36
- Split Circuit
ASH 37-38

Condensers

- 14+ Seer R-410A Air Conditioners
4AC13, 4AC14, 4HP 39-40

Evaporator Coils

AllStyle has a variety of evaporator coils to rival any manufacturer. Each coil is carefully engineered and crafted to complement all OEM condensing units.

Un-Cased Vertical Coils

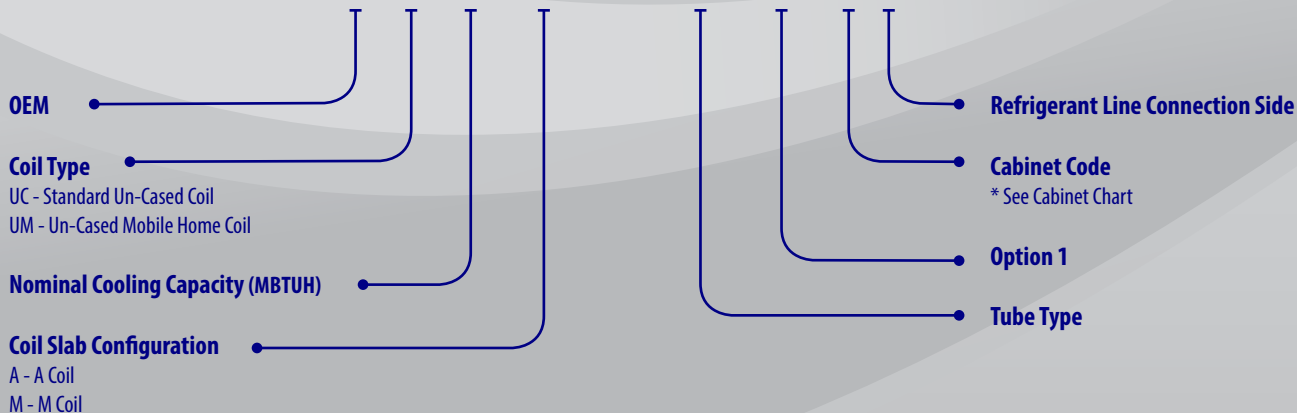


"A" Coil

Features:

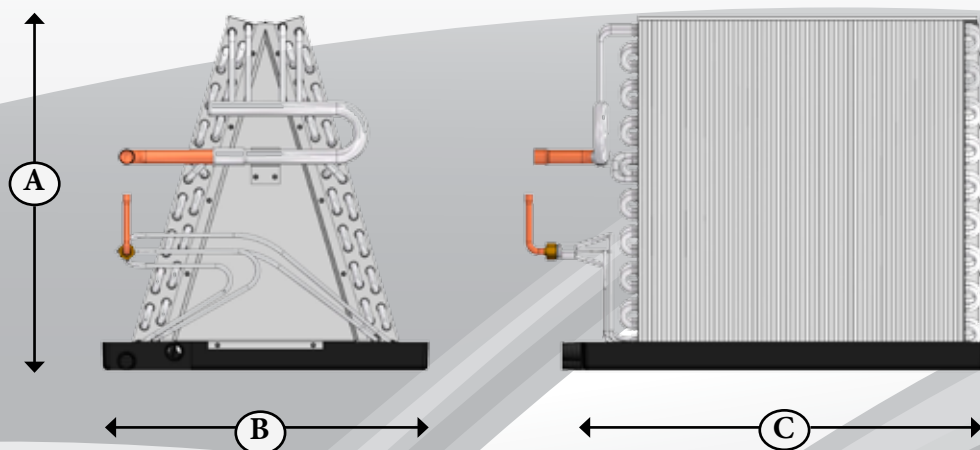
- Pitched polymer drain pan
- Left Hand Refrigerant and drain connections
- Flexible tube drain connection (Some Models)
- Exterior mounted metering device
- Factory or field installed TXV
- Coil elevated from condensate
- Long Life Aluminum or Copper tube
- Aluminum fins and end plates
- Pressure tested to 500 PSI
- Quick-Connect fittings are optional (AERO-QUIP #6 & #11)
 - ** Add "QC" to Model number
- 3/8" Liquid Line connection
- Suction Line Connections
 - 3/4" on 1.5 to 3.0 Tons
 - 7/8" on 3.5 to 5.0 Tons

AS UC 24 - A _ _ _ G + _ - 5 LL



** Primary & Secondary drain tubes are included on select Mobile Home Coils*

Evaporator Coils



Standard "A" Un-Cased Heights	
"A" Coil	Un-Cased Height
ASUCXX - A246G	14.50"
ASUCXX - A266G	16.50"
ASUCXX - A286G	18.50"
ASUCXX - A206G	20.50"
ASUCXX - A2Y6G	22.50"
ASUCXX - A2Z6G	24.50"
ASUCXX - A364G	16.50"
ASUCXX - A384G	18.50"
ASUCXX - A304G	20.50"
ASUCXX - A3Y4G	22.50"
ASUCXX - A3Z4G	24.50"
ASUCXX - A400G	20.50"
ASUCXX - A4Y0G	22.50"
ASUCXX - A4Z0G	24.50"

Un-Cased Coil Dimensions		
Cabinet Code	Un-Cased Width B	Un-Cased Depth C
5	13.00"	19.50"
6	15.00"	19.50"
7	17.00"	19.50"
8	20.00"	19.50"
9	24.00"	19.50"

- Evaporator height determined by Model number and application
- Contact manufacturer for detailed specifications

Standard "M" Un-Cased Heights	
"M" Coil	Un-Cased Height
ASUCXX - M226G	12.50"
ASUCXX - M246G	14.50"
ASUCXX - M266G	16.50"
ASUCXX - M286G	18.50"
ASUCXX - M206G	20.50"
ASUCXX - M2Y6G	22.50"
ASUCXX - M2Z6G	24.50"
ASUCXX - M2S6G	26.50"



Up-Flow "M" Coil
Patent Product

Evaporator Coils

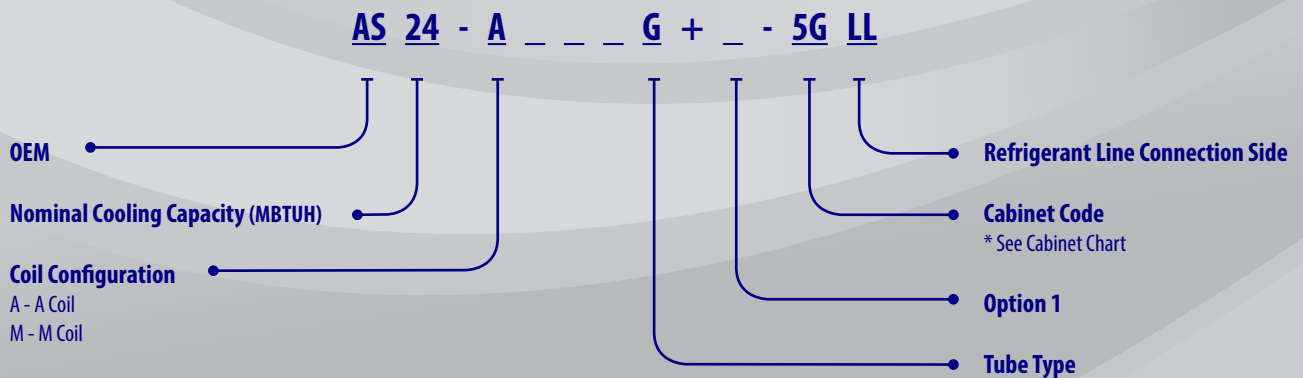
Up-Flow Cased Coils



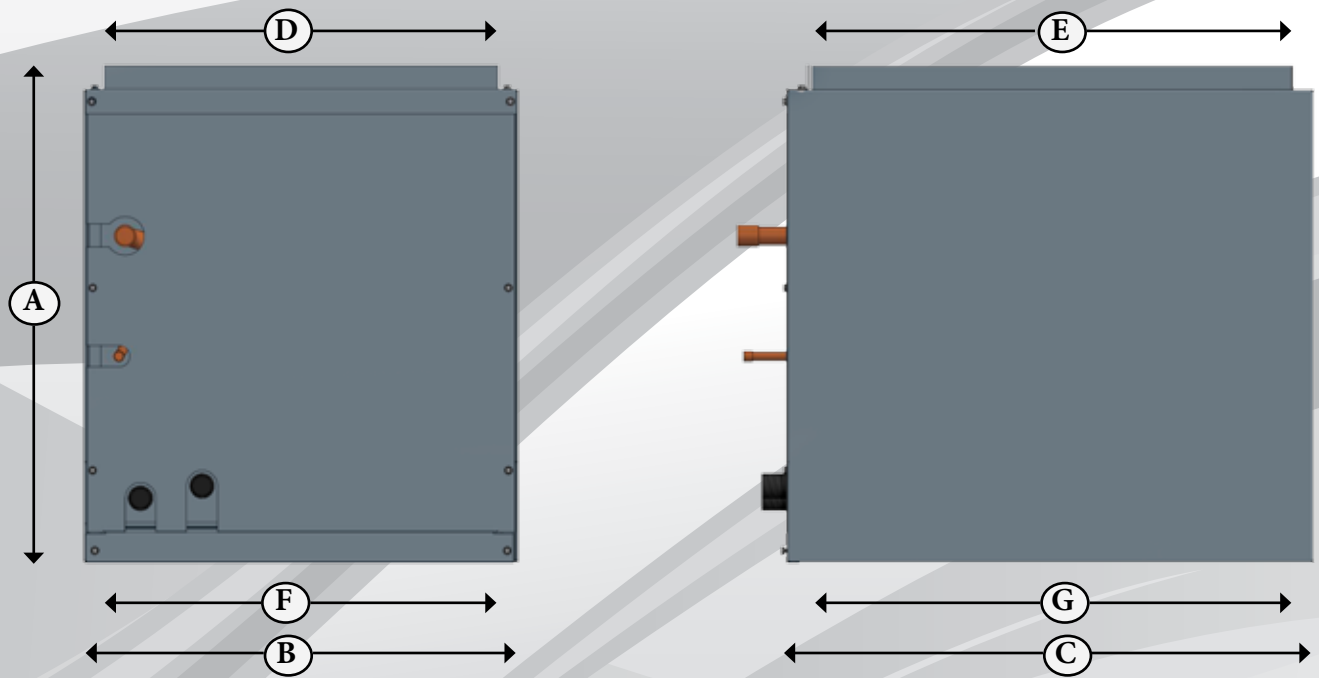
Features:

- Embossed, galvanized steel case
- Long Life Aluminum or Copper tubing
- Corrosion resistant Aluminum end plates and fins
- Pressure tested to 500 PSI
- Standard polymer drain pan
- Pitched drain pan with lower Heat Shield
- Insulated cabinet with reduced fiberglass exposure
- Indented cabinet panels
- Easy opening front access panel
- Metering device accessible from cabinet exterior

Cased Up-Flow with Painted Cabinet
Patent Product



Evaporator Coils



Cabinet Dimensions							
Cabinet Code	Cabinet Height - A	Cabinet Width - B	Cabinet Depth - C	Air Outlet Width - D	Air Outlet Depth - E	Air Inlet Width - F	Air Inlet Depth - G
5	***	14.50"	21.50"	12.75"	19.75"	13.00"	20.25"
5G	***	14.00"	21.50"	12.25"	19.75"	12.75"	20.25"
6	***	16.50"	21.50"	14.75"	19.75"	15.25"	20.25"
6S	***	17.25"	21.50"	15.50"	19.75"	16.00"	20.25"
6A	***	18.00"	21.50"	16.25"	19.75"	16.75"	20.25"
6H	***	15.50"	21.50"	13.75"	19.75"	14.50"	20.25"
6G	***	17.50"	21.50"	15.75"	19.75"	16.25"	20.25"
6R	***	17.50"	21.50"	15.75"	19.75"	16.25"	20.25"
7	***	18.50"	21.50"	16.75"	19.75"	17.25"	20.25"
7H	***	19.13"	21.50"	17.38"	19.75"	18.13"	20.25"
8S	***	20.50"	22.25"	18.75"	19.75"	19.25"	20.25"
8	***	21.25"	22.25"	19.50"	19.75"	20.25"	20.25"
8A	***	24.50"	22.25"	22.75"	19.75"	23.50"	20.25"
8G	***	21.00"	22.25"	19.25"	19.75"	20.00"	20.25"
8H	***	22.75"	22.25"	21.00"	19.75"	21.75"	20.25"
8Y	***	22.25"	22.25"	20.50"	19.75"	20.00"	20.25"
9	***	25.50"	22.25"	23.75"	19.75"	24.25"	20.25"
9G	***	24.50"	22.25"	22.75"	19.75"	23.50"	20.25"

- *** - Coil height determined by Evaporator Model and application
- Contact manufacturer for detailed specifications

Evaporator Coils

Horizontal Slab Coils



Features:

- Insulated embossed, galvanized steel case
- Long Life Aluminum or Copper tubing
- Corrosion resistant aluminum fins and end plates
- Pressure tested to 500 PSI
- Polymer drain pan
- Factory installed Thermal Expansion Valve
- Dual rated for R-22 and R-410a
- 5 - Year Functional Parts Warranty
- 3/4" MPT. Drain Connections
- 3/8" Liquid Line
- Suction Line Connections
3/4" on 1.5 to 3.0 Tons
7/8" on 3.5 to 5.0 Tons

AS H 24 - _ _ _ G + _ - 5B

OEM

Cabinet Type

H - Standard Slab Coil
HL - Low Profile Horizontal Slab Coil

Nominal Cooling Capacity (MBTUH)

Cabinet Code

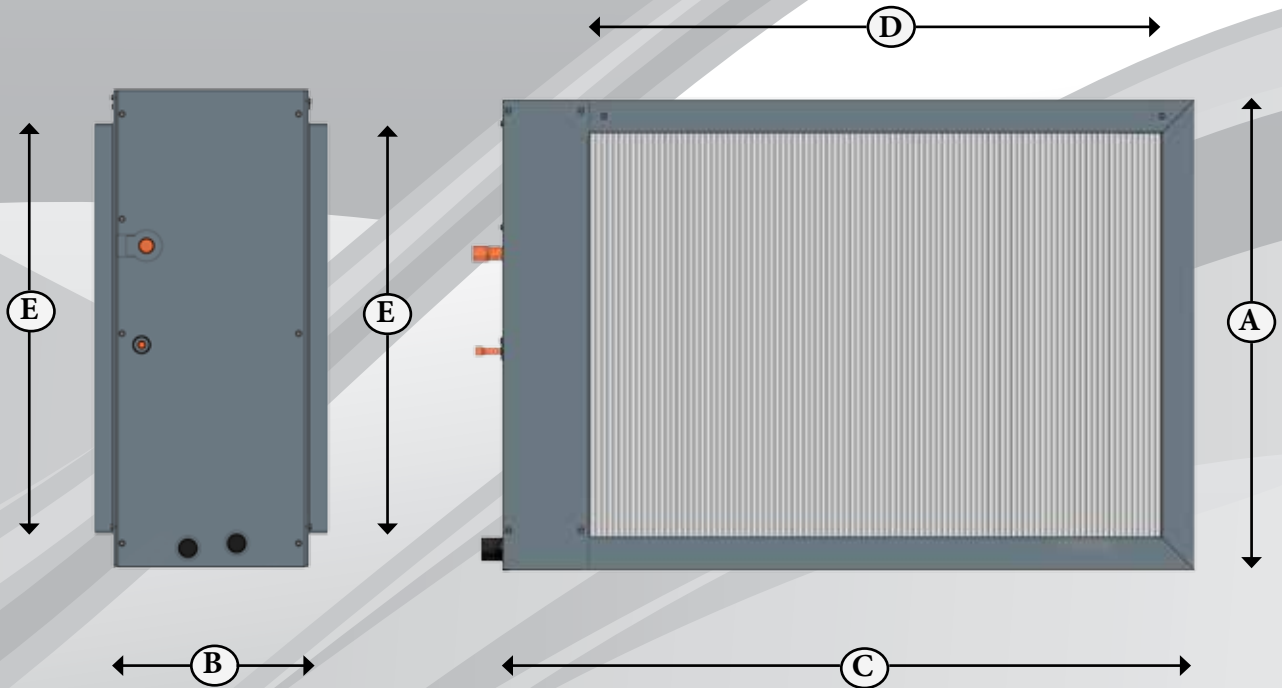
* See Cabinet Chart

Option 1

Tube Type

Evaporator Coils

Horizontal Slab Coils



"ASH" Cabinet Dimensions						
Cabinet Code	Coil Selection	Cabinet Height - A	Cabinet Width - B	Cabinet Length - C	Plenum Length - D	Plenum Height - E
5	ASHXX - 17XXT - 5	24.50"	10.00"	23.00"	16.00"	21.00"
5B	ASHXX - 20XXT - 5B	24.50"	10.00"	25.00"	16.00"	21.00"
6	ASHXX - 24XXT - 6	24.50"	10.00"	31.00"	24.00"	21.00"
6B	ASHXX - 28XXT - 6B	24.50"	10.00"	33.00"	24.00"	21.00"
7	ASHXX - 30XXT - 7	24.50"	10.00"	36.00"	30.00"	21.00"
7B	ASHXX - 34XXT - 7B	24.50"	10.00"	38.50"	34.00"	21.00"

"ASHL" Cabinet Dimensions						
Coil Model	Nominal Tonnage	Cabinet Height - A	Cabinet Width - B	Cabinet Length - C	Plenum Length - D	Plenum Height - E
ASHL24 - 2622T	2.0	20.50"	10.00"	31.00"	20.00" - 22.00"	17.00"
ASHL36 - 2632T	3.0	20.50"	10.00"	31.00"	20.00" - 22.00"	17.00"
ASHL48 - 3032T	4.0	20.50"	10.00"	33.00"	20.00" - 22.00"	17.00"
ASHL60 - 3040T	5.0	20.50"	10.00"	33.00"	28.00"	17.00"

Evaporator Coils

Horizontal Plenum Coils



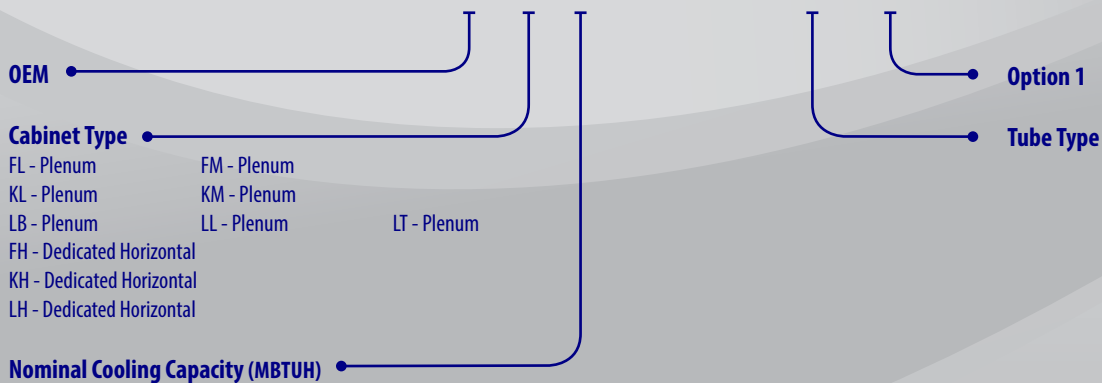
Plenum Duct holes are cut by contractors per building specifications

Plenum Coil with cut - outs Patent Product

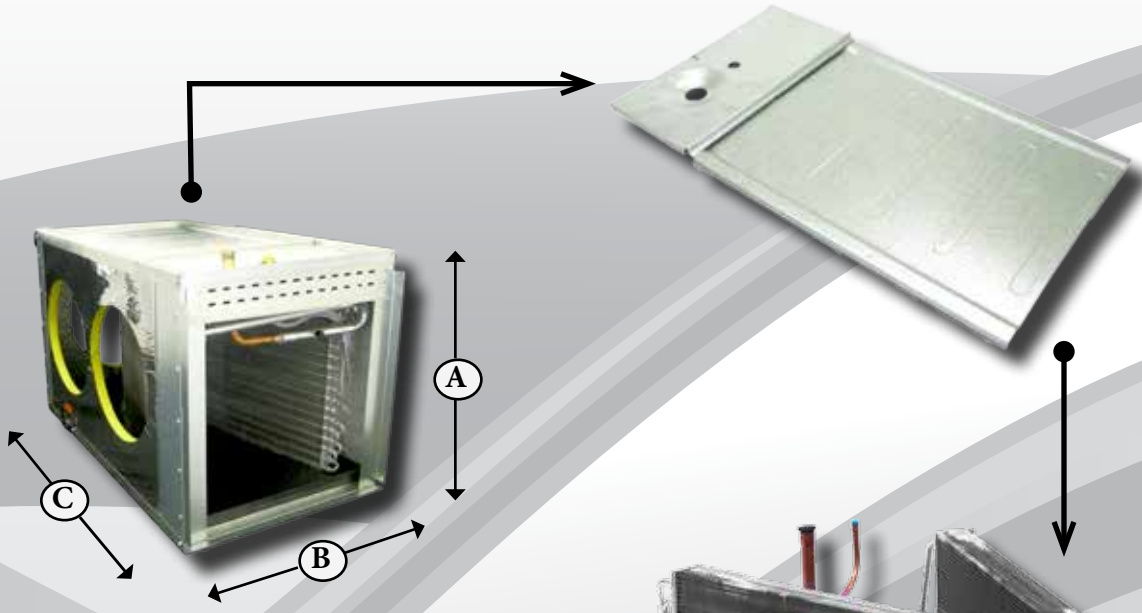
Features:

- Cleanable, mold-resistant interior surface
- Fiberglass removed from the air stream
- Pitched, polymer drain pan elevates coil from the condensate
- Top Left and Right Refrigerant drain connections
- Superior air flow compared to other Horizontal coils
- Easily removable top panel with locking air seal and K.O. for UV light
- Factory installed Thermal Expansion Valve
- Rated for R-22 and R-410a
- Long Life Aluminum or Copper Tube option
- Enhanced Aluminum Fins
- Heavy, Aluminum end plates vs. galvanized steel
- Pressure tested to 500 PSI
- Plenum coil combines an adjustable inlet adapter, cooling coil, and supply plenum into one easy install
- Fits furnace 17" to 23" wide (Adjustments plates included)



AS LB 24 - _ A _ _ G + _



Evaporator Coils



Model	Cabinet Height - A	Cabinet Width - B	Cabinet Length - C
ASLT	18.25"	20.25"	26.25"
ASLB	18.25"	20.25"	34.375"
ASLL	18.25"	20.25"	40.375"
ASFM	22.25"	20.25"	34.375"
ASFL	22.25"	20.25"	40.375"
ASKM	26.25"	20.25"	34.375"
ASKL	26.25"	20.25"	40.375"



Plenum Coils feature convenient modular construction to facilitate installation & maintenance

Auxiliary Safety Pan

New StyleQuest Multi-Position Coils



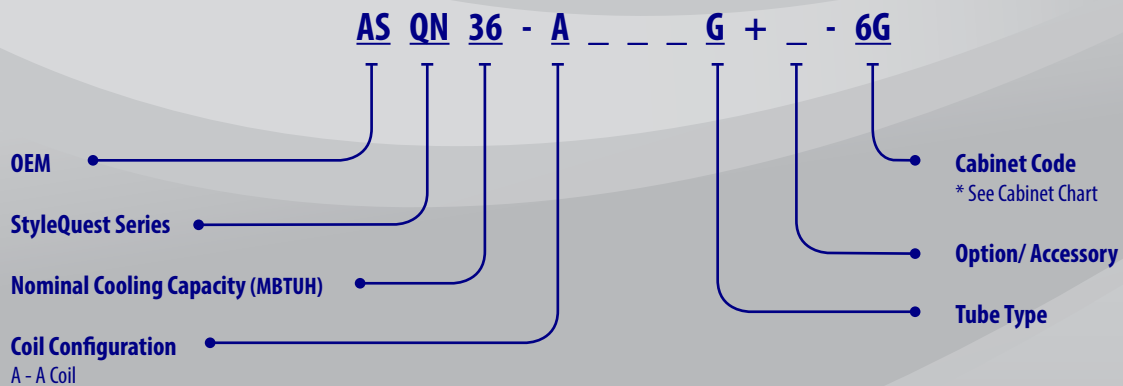
New StyleQuest Multi-Position Coil
Patent Product

Features:

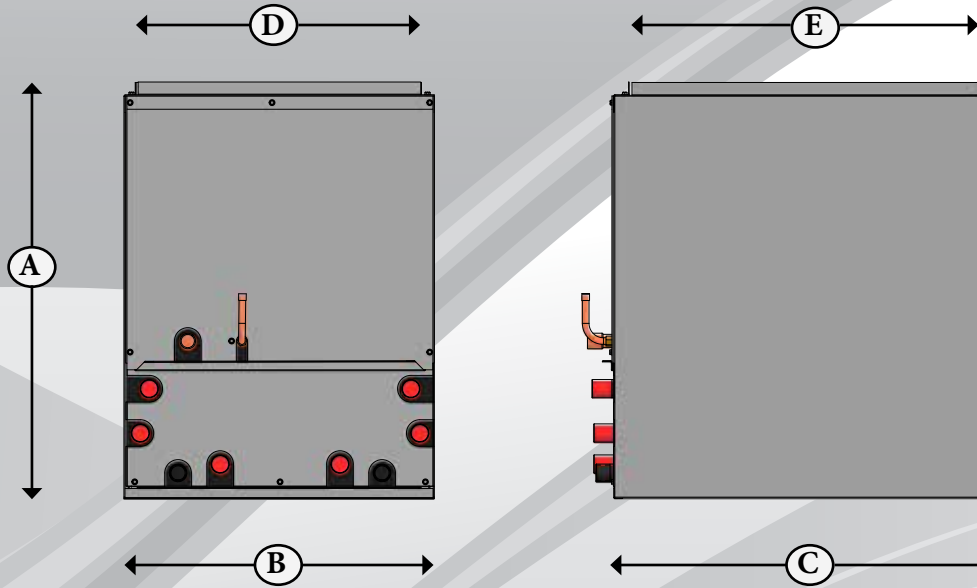
- Multi-Position
- Up-Flow Horizontal Right or Up-Flow Horizontal Left
Order your desired configuration
- Fully insulated embossed, galvanized cabinet
- Polymer drain pans (Left, Right, and Vertical)
- Dual drain connections on each drain pan
- Long Life Aluminum or Copper tube option
- Aluminum fins and end plates
- Orifice Refrigerant Metering, Standard

Optional Features:

- Thermal Expansion Valves
- Powder painted cabinet
- Heat Pump application



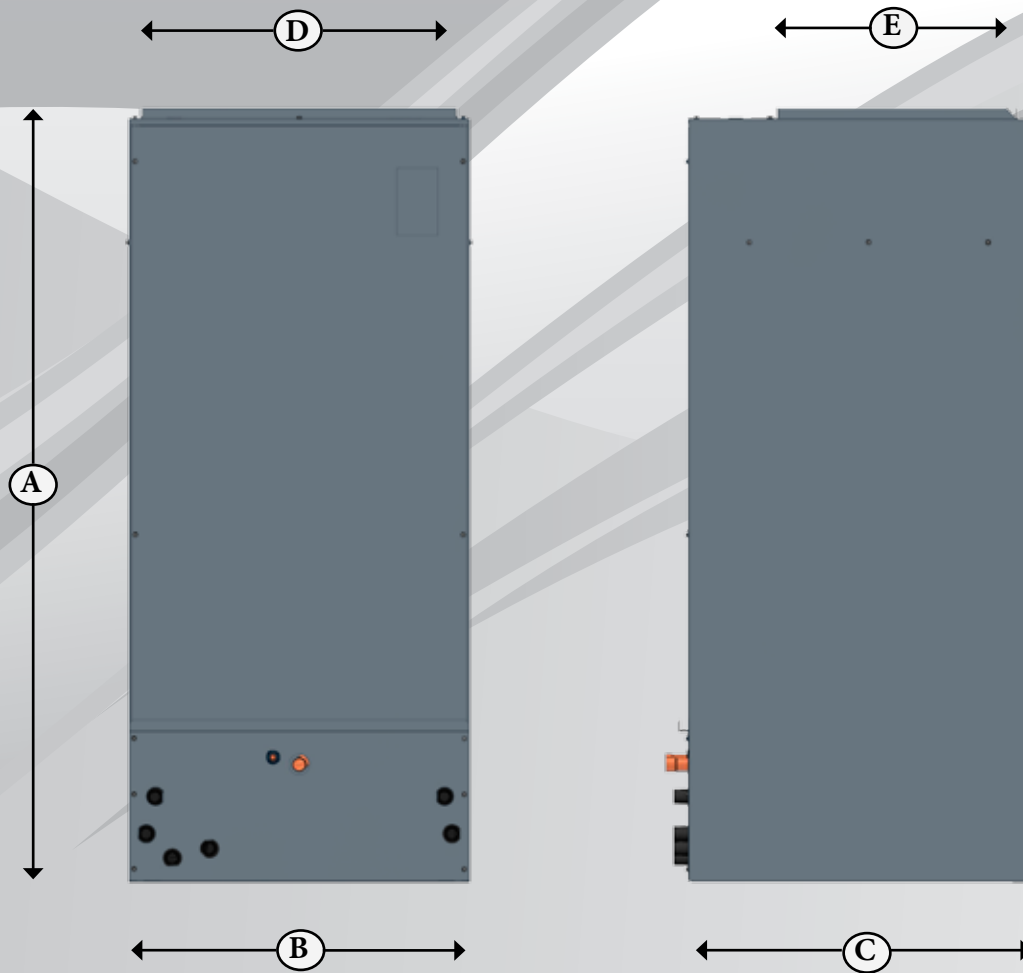
Evaporator Coils



Cabinet Dimensions								
Cabinet Code	Cabinet Height - A				Cabinet Width - B	Cabinet Depth - C	Opening Width - D	Opening Depth - E
	Coils 14" - 16"	Coils 18" - 20"	Coils 22" - 24"	Coils 26" - 30"				
*ASQN - 5	21.25"	25.25"	---	---	14.50"	21.50"	13.25"	20.25"
*ASQN - 5G	21.25"	25.25"	---	---	14.00"	21.50"	12.25"	20.25"
**ASQN - 6	21.25"	25.25"	---	---	16.50"	21.50"	15.25"	20.25"
**ASQN - 6G	21.25"	25.25"	---	---	17.50"	21.50"	15.75"	20.25"
**ASQN - 6A	21.25"	25.25"	---	---	17.75"	21.50"	16.50"	20.25"
**ASQN - 8	21.25"	25.25"	28.75"	34.75"	21.25"	21.50"	20.00"	20.25"
**ASQN - 8G	21.25"	25.25"	28.75"	34.75"	21.00"	21.50"	19.25"	20.25"
**ASQN - 8Y	21.25"	25.25"	28.75"	34.75"	22.25"	21.50"	21.00"	20.25"
**ASQN - 8A	21.25"	25.25"	28.75"	34.75"	24.75"	21.50"	23.50"	20.25"
**ASQN - 9G	21.25"	25.25"	28.75"	34.75"	24.50"	21.50"	22.75"	20.25"

- Specify StyleQuest cabinet when ordering
- Specify Right or Left drain pan and refrigerant
- *5 & 5G Cabinet accommodates (1) Horizontal drain pan Only (RH or LH)
- **6 - 9G Cabinet accommodates (2) Horizontal drain pans, if desired
- Specifications may change without notice

Multi-Position Air Handler



Cabinet Dimensions					
Model	Cabinet Height - A	Cabinet Width - B	Cabinet Depth - C	Supply Width - D	Supply Depth - E
SL 18 - 24	45.00"	19.75"	21.75"	18.25"	15.00"
SLT 30 - 36	51.00"	19.75"	21.75"	18.25"	15.00"
BLT 42 - 60	51.00"	22.00"	23.00"	20.50"	15.50"
BLD 48 - 60	51.00"	22.00"	26.75"	20.50"	19.50"

Multi-Position Modular Air Handler

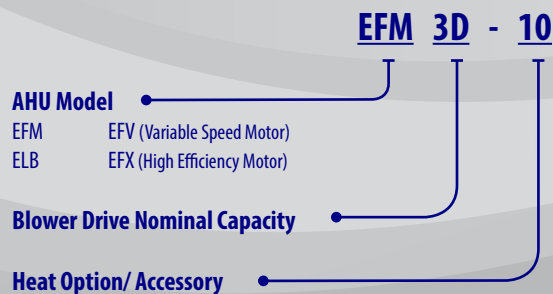


Features:

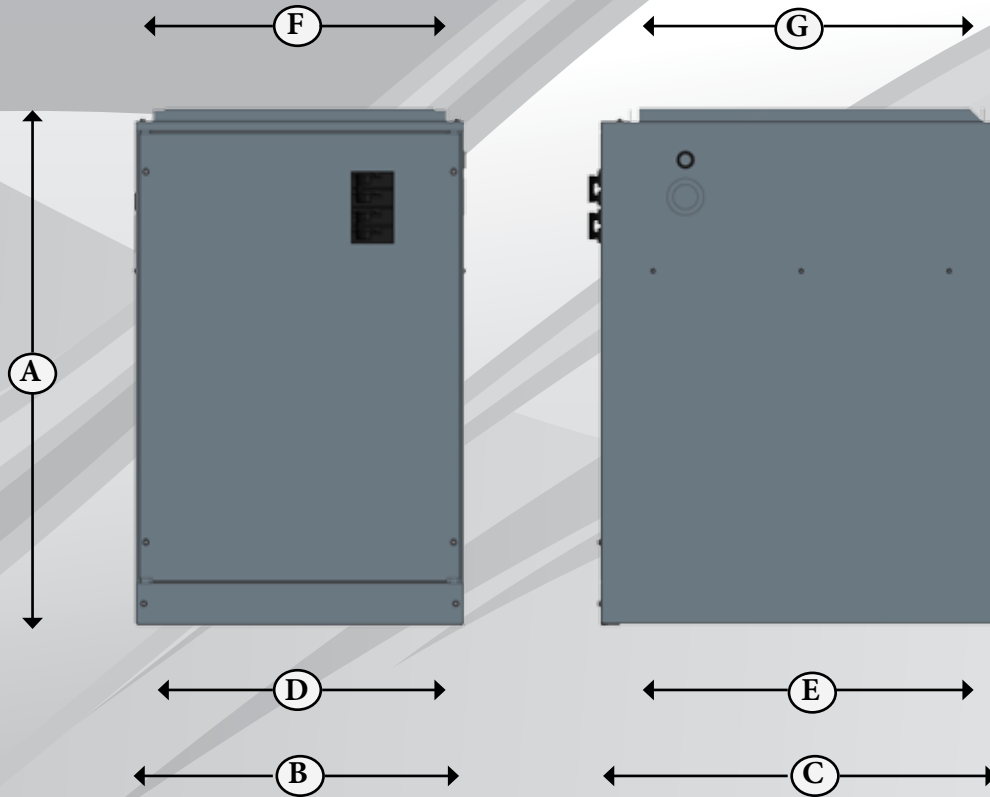
- Multi-Position Modular Air Handler
- Cabinet matches with AHRI Rated Coils
- Powder painted exterior
- Internal 1" Filter Rack
- Compact design
- 208/ 230 VAC operation
- 24 volt Control Transformer
- Fully insulated cabinet interior
- Aluminum or Copper tube

Optional Features:

- Electric Heat 3, 5, 6, 8, 10, 15, or 20 kW
- Twin Circuit protection provided on 15 & 20 kW models
- Field installed Heat kits available from 3 kW - 20 kW



Multi-Position Modular Air Handler



Cabinet Dimensions							
Model	Cabinet Height - A	Cabinet Width - B	Cabinet Depth - C	Return Width - D	Return Depth - E	Supply Width - F	Supply Depth - G
ELB 2D - 3D	27.00"	17.25"	21.50"	17.25"	19.50"	16.75"	19.25"
EFM 4D - 5D	27.00"	21.25"	21.50"	19.50"	19.50"	19.50"	19.25"

Blower A/C Capacity
2D - 1.5 to 2.0 Tons
3D - 2.5 to 3.0 Tons
4D - 3.5 to 4.0 Tons
5D - 5.0 Tons

Ceiling Mounted Air Handlers

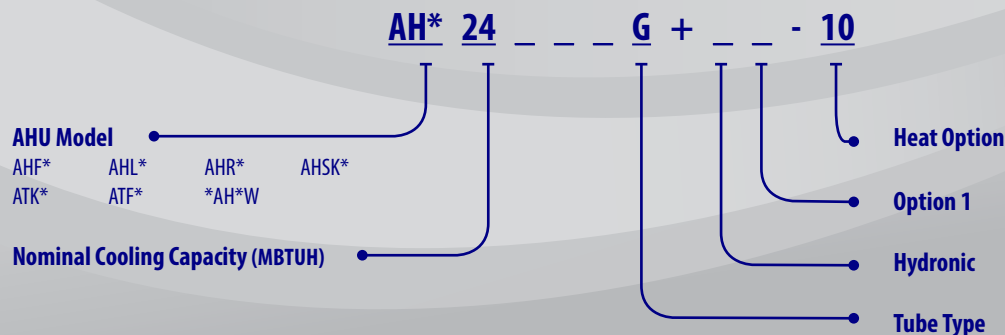


Mounted "AH*" Air Handlers
Patent Product

Features:

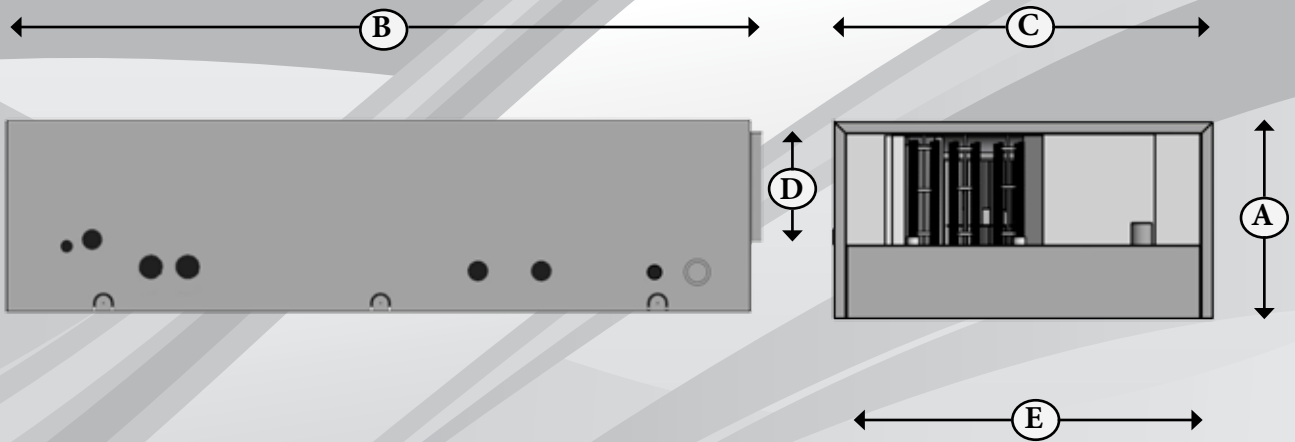
- Designed for installation in a furred down or dropped ceiling area
- Cooling Only, Cooling and Electric Heating, or Heat Pump with Electric back up
- Optional factory installed Electric Heat of either 3, 5, 6, 8, or 10 kW
- Cooling Capacities 1, 1.5, 2.0, 2.5, or 3.0 Nominal Tons
- Orifice Refrigerant metering is standard with Thermal Expansion Valves optional
- Polymer drain pan

- Standard Internal Filter Rack
- Pre-punched side mounting tabs for easier installations
- Long Life Aluminum or Copper tube
- Aluminum fins and end plates
- Powder coated, hinged access panels must be ordered separately
- Fully insulated embossed, galvanized steel cabinets



- *AH*W - Hydronic Air Handler
- *When Ordering, Specify "R" or "L" (Right or Left), for Installation of Side Discharge and Drain Connections
- *AHR* / AHL* / AHSK* Side Discharge Units

Ceiling Mounted Air Handlers




Cabinet Dimensions										
Model	Nominal Tonnage	Cabinet Height - A	Cabinet Length - B	Cabinet Width - C	Plenum Height - D	Plenum Width - E	Optional Return Opening	Access Grille Width	Access Grille Length	Filter Size
AHF*	1, 1 1/2, 2, & 2 1/2	12.00"	47.00"	22.50"	8.00"	21.50"	21.00" x 8.00"	27.25"	51.25"	20.00" x 20.00"
AHSK*	1 - 3 Tons	12.00"	55.00"	24.00"	8.00"	22.50"	21.00" x 8.00"	27.25"	59.25"	20.00" x 20.00"
AH(L,R)	1, 1 1/2, 2, & 2 1/2	12.00"	47.00"	22.50"	8.00"	21.50"	21.00" x 8.00"	27.25"	51.25"	20.00" x 20.00"
AH(K,L,R)	3 Tons	12.00"	51.00"	22.50"	8.00"	21.50"	21.00" x 8.00"	27.25"	55.25"	20.00" x 20.00"

Cabinet Dimensions										
Model	Nominal Tonnage	Cabinet Height - A	Cabinet Length - B	Cabinet Width - C	Plenum Height - D	Plenum Width - E	Optional Return Opening	Access Grille Width	Access Grille Length	Filter Size
ATF*	1, 1 1/2, 2, & 2 1/2	16.00"	47.00"	22.50"	12.00"	20.50"	20.00" x 11.50"	27.25"	51.25"	20.00" x 20.00"
ATK*	3 Tons	16.00"	51.00"	22.50"	12.00"	20.50"	20.00" x 11.50"	27.25"	55.25"	20.00" x 20.00"

Double Blower Ceiling Mounted Air Handlers



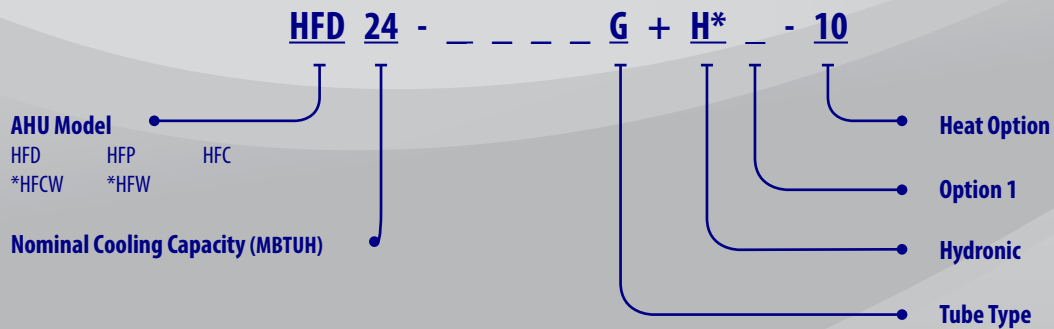
Easy access to service lines



Blower Housing is easily removable for blower motor access.

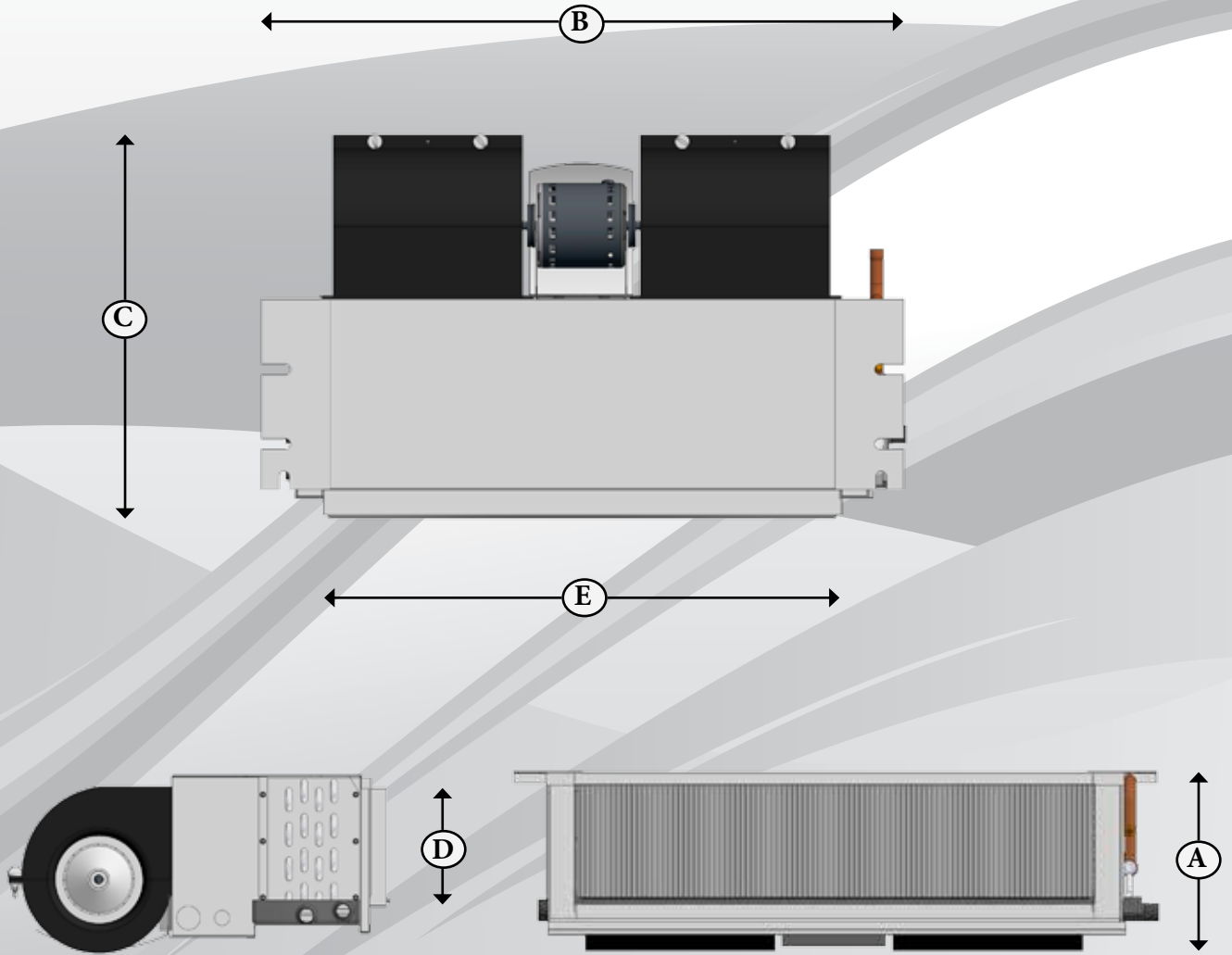
Features:

- Designed for concealed installation in furred down ceilings
- Applications in A/C and Heat Pump
- Requires a Sealed Return Air Space
- Optional Long Life Aluminum or Copper DX Coils for Cooling Only or factory installed Electric Heat (208/ 230 VAC)
- Unique polymer blower scroll separates for easy blower wheel and motor removal
- Corrosion resistant polymer drain pan
- DX Coil, Electric Heat, motor, blower wheel, and polymer drain pan are all serviceable from the bottom
- Rugged, durable, and easy to service



• *HF*W - Hydronic Air Handler

Air Handlers



Cabinet Dimensions					
MODEL	Cabinet Height - A	Cabinet Width - B	Cabinet Depth - C	Plenum Height - D	Plenum Width - E
HFD 18-36/ HFP 18-36	10.00"	37.25"	20.50"	7.00"	30.00"
	10.00"	43.25"	20.50"	7.00"	36.00"
	10.00"	49.25"	20.50"	7.00"	42.00"

Wall Mounted Air Handlers



Features:

- Vertical Up-Flow application (See VL* Applications on Pg 21 - 22)
- Front Return Air or Bottom Return
- Fully insulated cabinet
- Tabs for stud or wall mounting are stamped into cabinet exterior
- Long Life aluminum or Copper DX Coils
- Aluminum fins and end plates
- 1.0 to 3.0 Tons Cooling Capacity
- 3/4" MPT Primary and Secondary drains
- 3/ 8" Liquid Refrigerant Line
- 3/ 4" Suction Refrigerant Line
- 208/ 230 VAC operation
- Polymer drain pan

Optional Features:

- Factory or field install Heat Pump TXV and Check Valve
- Lower Coil panel for Bottom Return
- Front Return Grilles
- Factory installed Electric Heat, Disconnect, and Float Switch
- *Freeze - Stat or Enter Water T - Stat

VL* 36 - _ _ _ _ T + _ V* - 8

AHU Model

VL *VLB *VLF VLL
*VLDW *VLLW

Nominal Cooling Capacity (MBUTH)

Heat Option

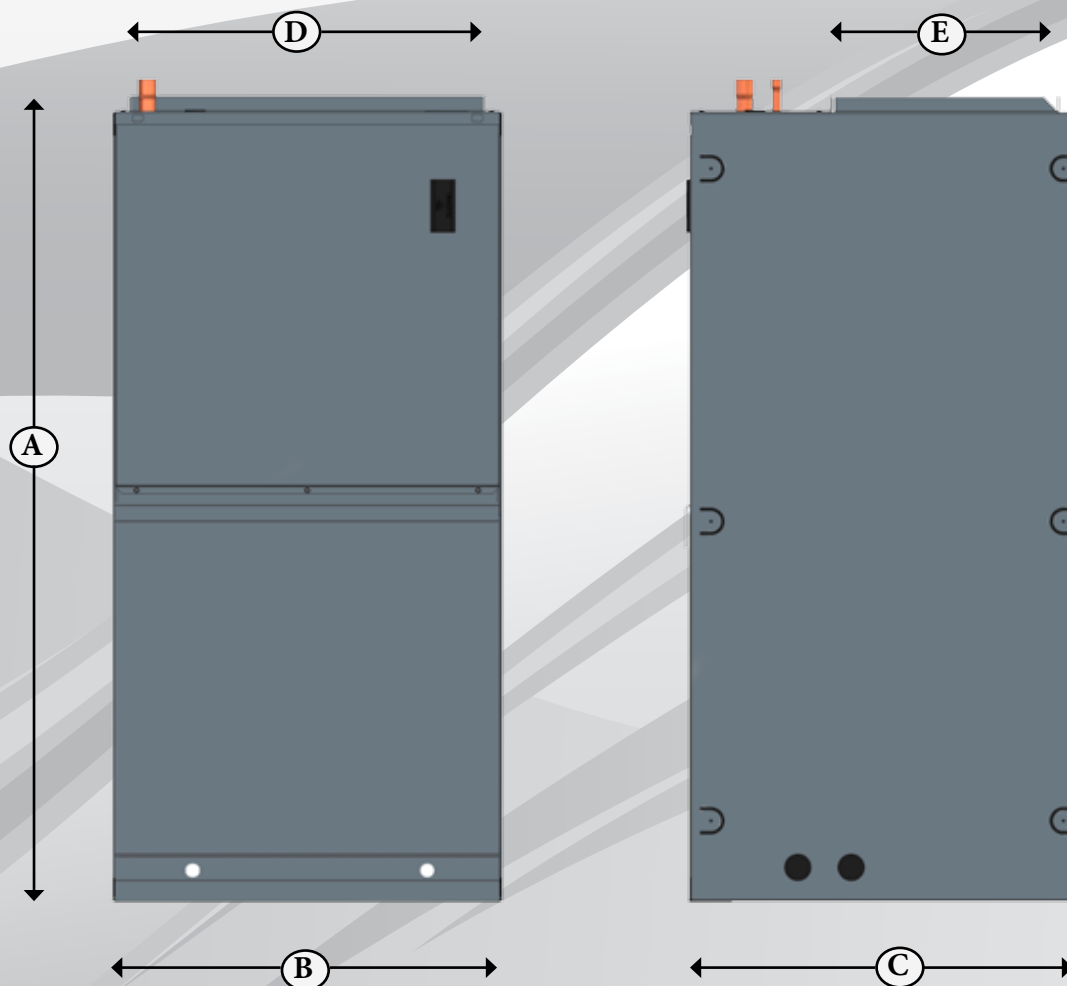
Hydronic

Option/ Accessory

Tube Type

- *VLDW/ VLLW - Hydronic Air Handler
- *VLB - 18" Depth Coil - Bottom Return Only
- *VLF - 17" Depth Coil - Front or Bottom Return

Air Handlers

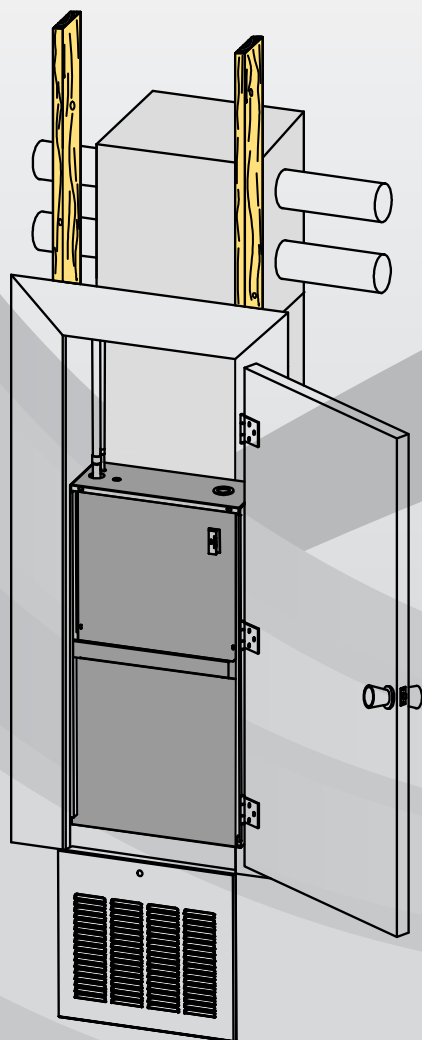


Cabinet Dimensions						
Model	Cabinet Height - A	Cabinet Width - B	Cabinet Depth - C	Plenum Width - D	Plenum Depth - E	Filter Size
VL 18 - 24	36.75"	18.25"	18.25"	16.50"	10.50"	18" x 18" x 1"
VLD (B,F) 18 - 36	40.00"	20.00"	23.00"	18.50"	16.00"	20" x 20" x 1"
VLDW (D,B,F) 18 - 36	40.00"	20.00"	23.00"	18.50"	16.00"	20" x 20" x 1"
VLL 30 - 36	40.00"	24.00"	24.00"	22.25"	18.00"	24" x 24" x 1"

OPTIONAL RETURN GRILLE		
Model	Height	Width
UNIT MOUNTED GRILLES		
RTS - 1AS (VL)	38.00"	20.50"
RTS - 2AS (VL*)	41.50"	22.50"
WALL MOUNTED GRILLES		
RTU - 1AS (VL)	41.75"	22.75"
RTU - 2AS (VL*,VL*W)	44.75"	24.75"

Air Handlers

VL* Applications

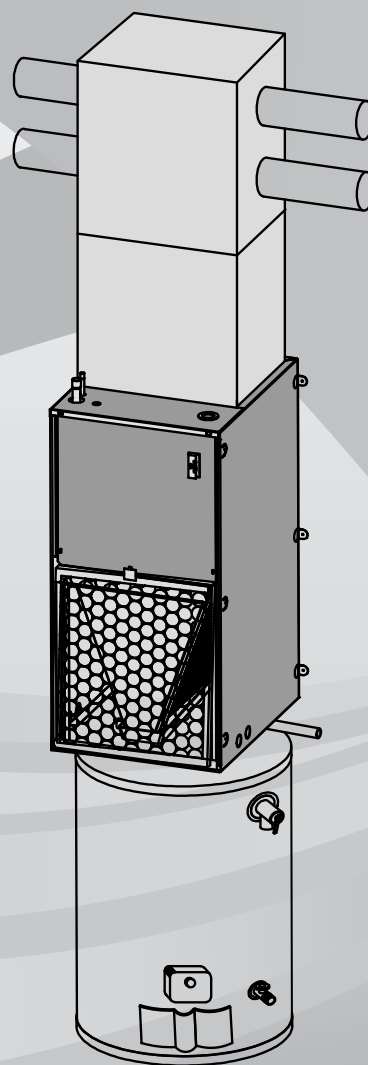


VL* Air Handler Installed in Closet

To install the VL* unit into the closet, remove bottom duct board and install a solid bottom door panel. Then install a filter grille below.

VL* Bottom Door Panel
Part #

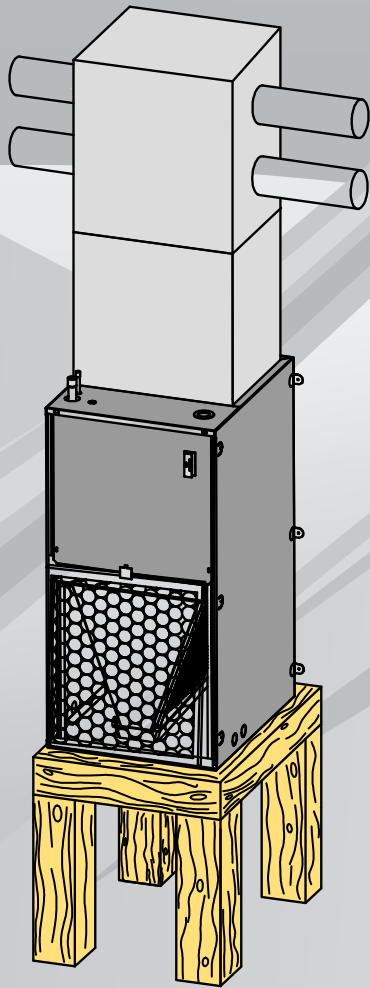
- VL* - LCP - 1AS
- VL* - LCP - 2AS



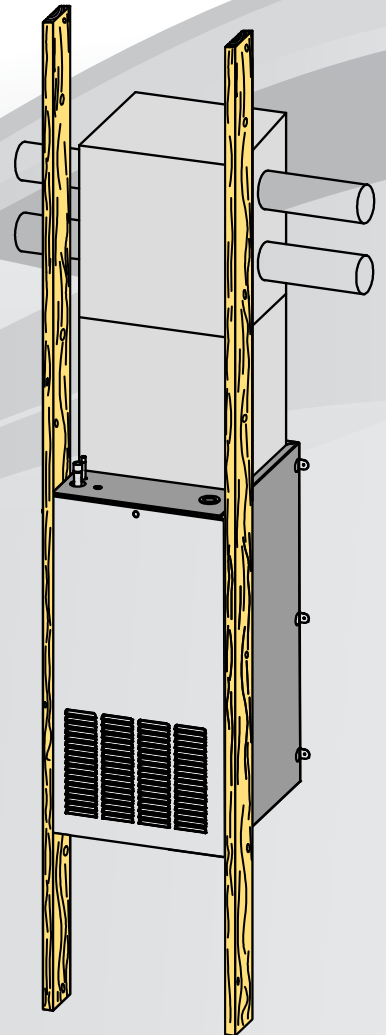
VL* Air Handler Installed Above a
Water Heater

To install the VL* unit above a hot water heater, take solid panel off and install filter in front of the unit.

Air Handlers



VL* Air Handler Attached to Back Wall
OR
Mounted on a Platform in Utility Room



VL* Air Handler Installed in a
Stud / Wall Mount
Application

Filter Panel Available in
Various Sizes

Mobile Home Modular Air Handlers



Mobile Home Coil
Patent Product

Features:

- Designed specifically for Mobile Home use
- Down-Flow application
- 3.0 - 5.0 Ton Capacity
- Available with Electric Heat up to 20 kW
- High Efficiency, Heavy Wall, Long Life Aluminum or Copper DX Coils
- Attractive, powder coated painted exterior
- Field installation Heat kits available from 3 kW - 20 kW

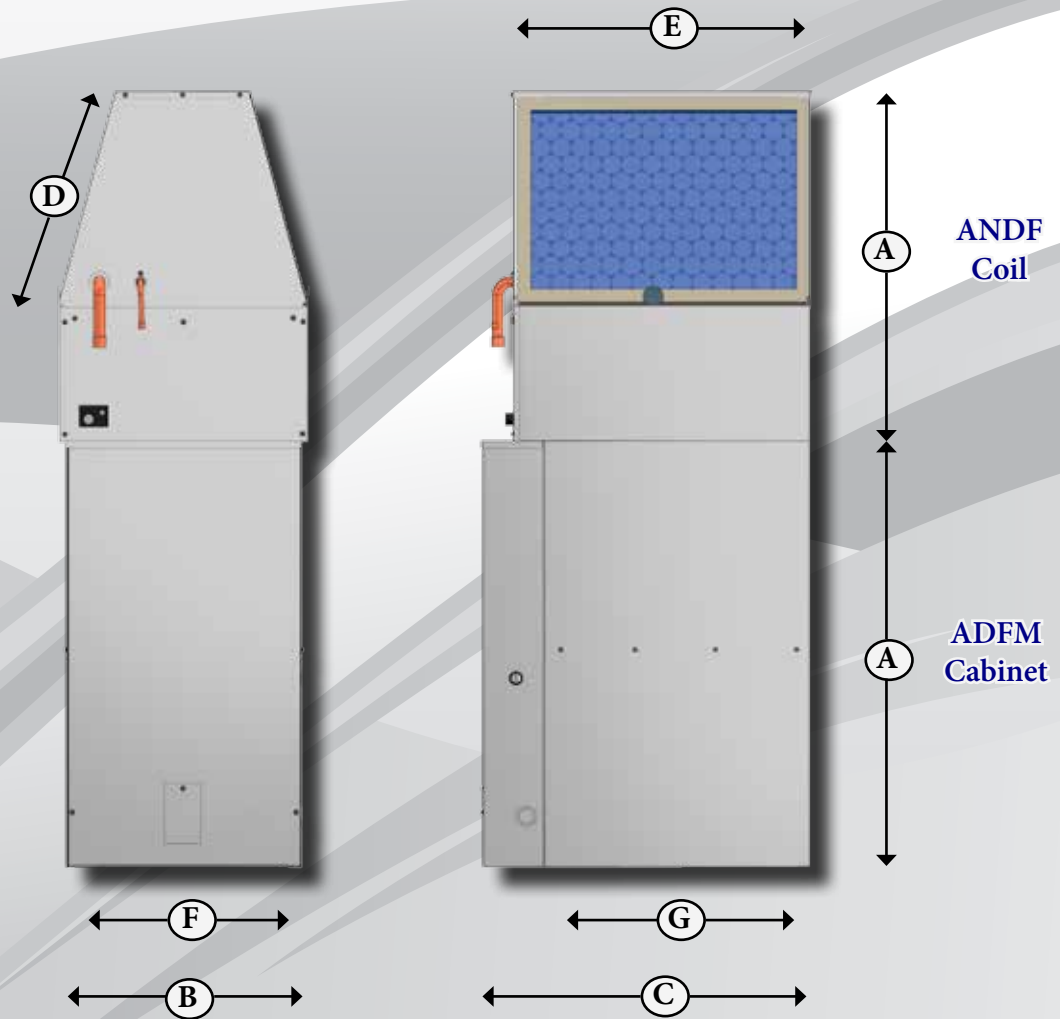


ADFM 4D - 10

Mobile Home AHU Model
ADFM

Blower Drive Nominal Capacity

Heat Option/ Accessory




Cabinet & Coil Dimensions							
Model	Cabinet			Return/ Filters (x2)		Supply (Downflow)	
	Height - A	Width - B	Depth - C	Width - D	Depth - E	Width - F	Depth - G
ADFM - 3D - 4D	31.50"	18.50"	23.75"	16.00"	20.00"	15.50"	16.00"
ADFM - 5D	31.50"	20.50"	23.75"	16.00"	20.00"	15.50"	16.00"
ANDF Coil							
ANDF (3D-4D)	26.00"	18.50"	20.25"	16.00"	20.00"	15.50"	16.00"
ANDF (5D)	32.00"	20.50"	20.25"	20.00"	20.00"	15.50"	16.00"

Blower A/C Capacity
3D - 2.5 to 3.0 Tons
4D - 3.5 to 4.0 Tons
5D - 5.0 Tons

- Note: ADFM Air Handlers & the ANDF Coil are ordered separately to provide a variable of options

Un-Cased Mobile Home Coils



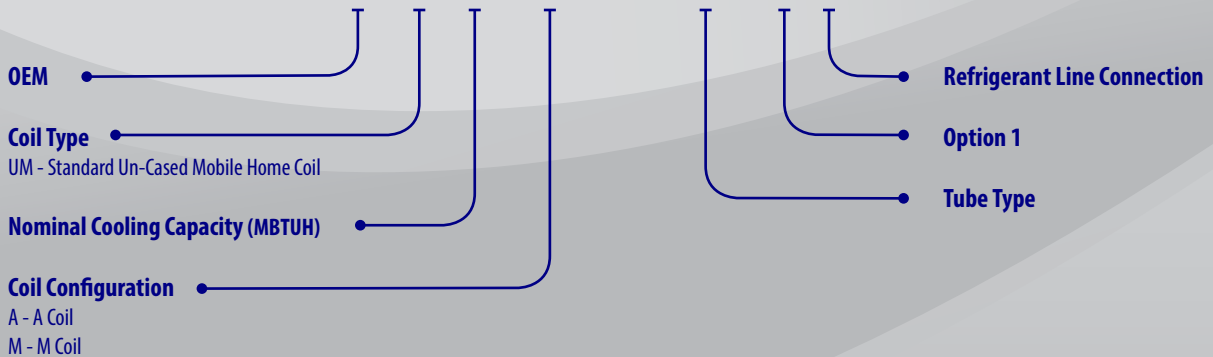
Standard Un-Cased Mobile Home Coil

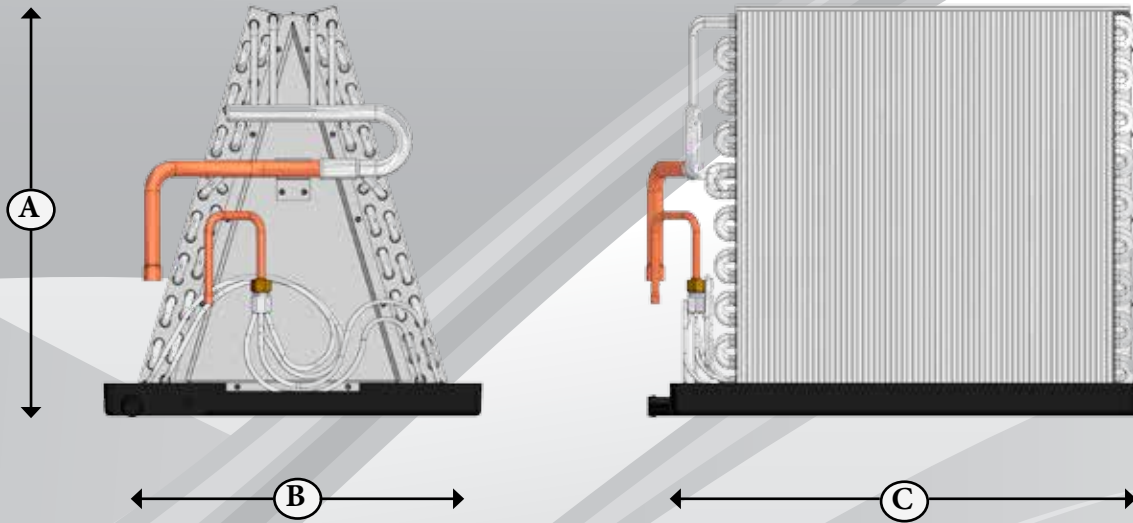


Features:

- Pitched polymer drain pan
- Left Hand refrigerant and drain connections
- Flexible tube drain connection
- Exterior mounted metering device
- Factory or field installed TXV
- Coil elevated from condensate
- Long Life Aluminum or Copper tube
- Aluminum fins and end plates
- Pressure tested to 500 PSI
- R -410A compatible
- Quick-Connect fittings are optional
*(AERO-QUIP #6 & #11)
** Add 'QC' to Model number
- 3/8" Liquid Line connection
- Suction Line Connections
3/4" on 1.5 to 3.0 Tons
7/8" on 3.5 to 5.0 Tons

AS UM 36 - A _ _ _ G + _ RR





Cabinet Dimensions			
Model Number	Coil Height - A	Coil Width - B	Coil Depth - C
ASUM24- A264 (G, T)	16.50"	18.25"	19.50"
ASUM24- A266 (G, T)	16.50"	18.25"	19.50"
ASUM24- A286 (G, T)	18.50"	18.25"	19.50"
ASUM36- A364 (G, T)	16.50"	18.25"	19.50"
ASUM36- A384 (G, T)	18.50"	18.25"	19.50"
ASUM36- M264 (G, T)	16.50"	18.25"	19.50"
ASUM48- M284 (G, T)	18.50"	18.25"	19.50"
ASUM48-60- M204 (G, T)	20.50"	18.25"	19.50"
ASUM48-60- M206 (G,T)	20.50"	18.25"	19.50"
ASUM48-60- M224 (G,T)	22.50"	18.25"	19.50"

- T / E - Copper
- G - Aluminum

ALLSTYLE MOBILE HOME & COMMERCIAL PIGGYBACK PACKAGE



Features:

- Single, Multi-Family, and Light Commercial Applications
- Compact High-Efficiency Design
- Corrosion Resistant, Powder Painted Galvanized Steel Casing, Fully Louvered
- Long Life Aluminum Round Tubing
- High Efficiency Compressor
- 208/230 VAC Operation
- Multi-Speed Direct Drive Blower
- Shipped with P-Trap

OPTIONAL FEATURES

- Optional Electric Heat
3, 5, 6, 8, 10, 15, or 20 kW
- Electrical Disconnect is Standard with 15 & 20 kW heaters
- Available in AC or HP

Patent Pending

A new product manufactured by
AllStyle A/C Manufacturing.
The AMCP

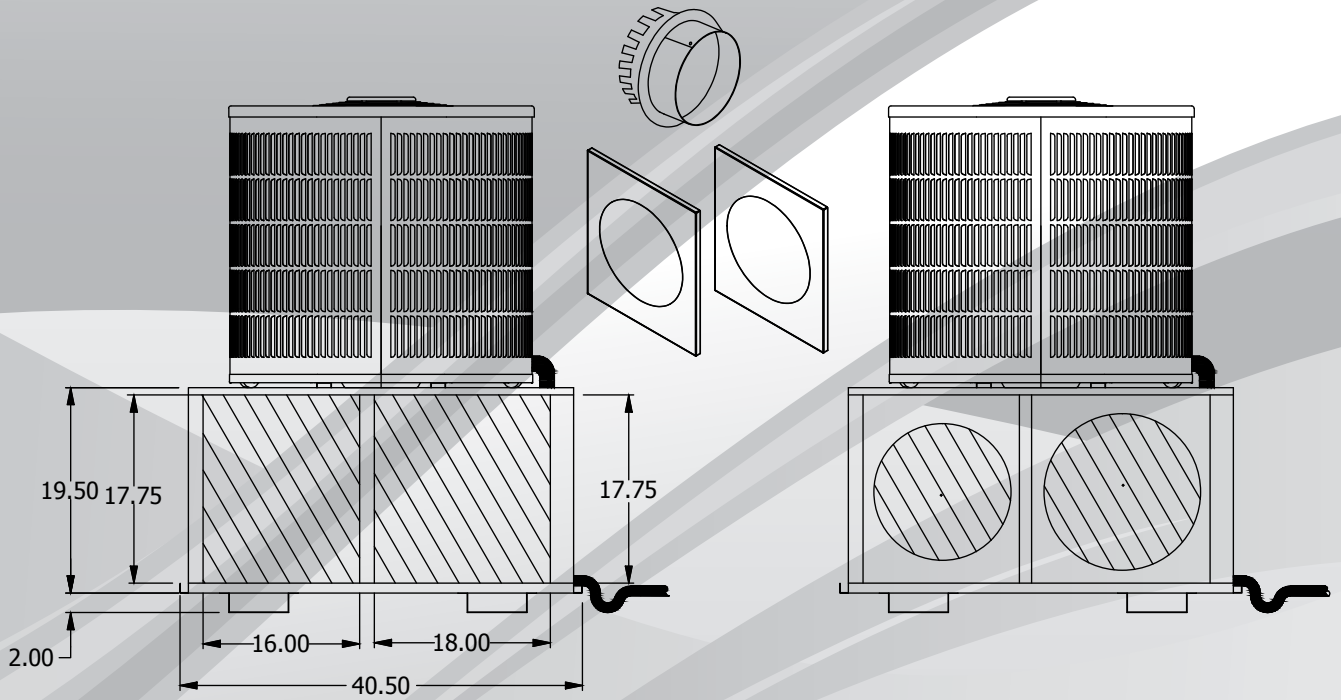
AllStyle Mobile Home or Commercial Piggyback

AMCP C 24

Model
AMCP

Unit Type
C - Air Conditioner
P - Heat Pump

Nominal Cooling Capacities (MBTUH)



AMCP Units are shipped with round duct adapters installed

**Remove round duct adapters if square duct adapters are required
Square duct adapters 16" x 18"**

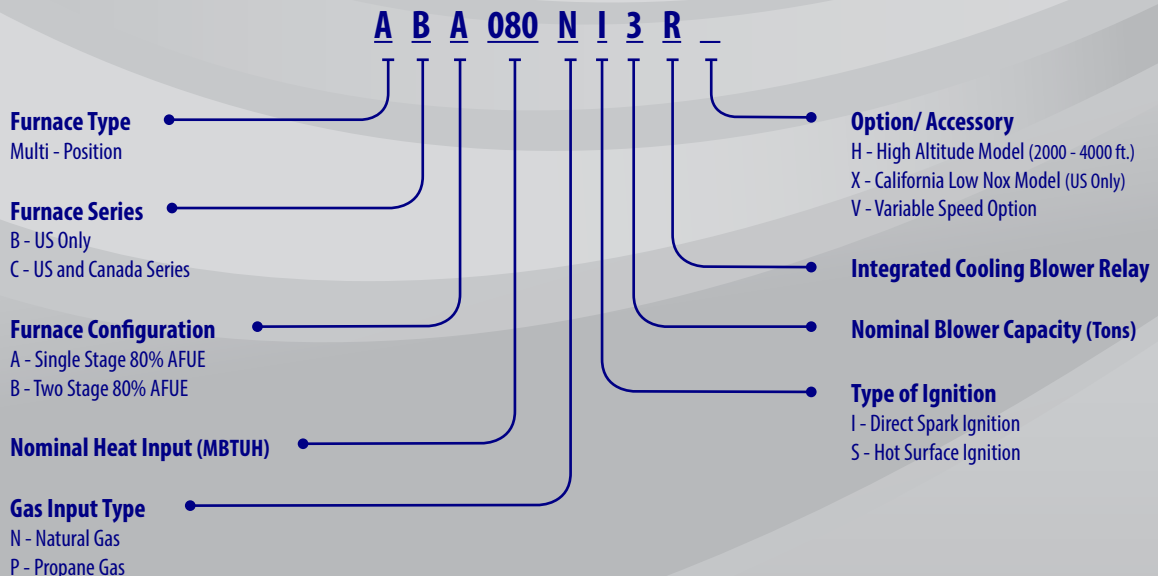
AMCP Tonnage	Condenser Height	Unit Width	Round Duct Adapter Diameter
AMCP*24	20.00"	40.50" x 40.50"	12.00" & 14.00"
AMCP*36	24.00"	40.50" x 40.50"	12.00" & 14.00"
AMCP*48	28.00"	40.50" x 43.00"	14.00" & 16.00"
AMCP*60	32.00"	40.50" x 43.00"	14.00" & 16.00"

80% Furnaces

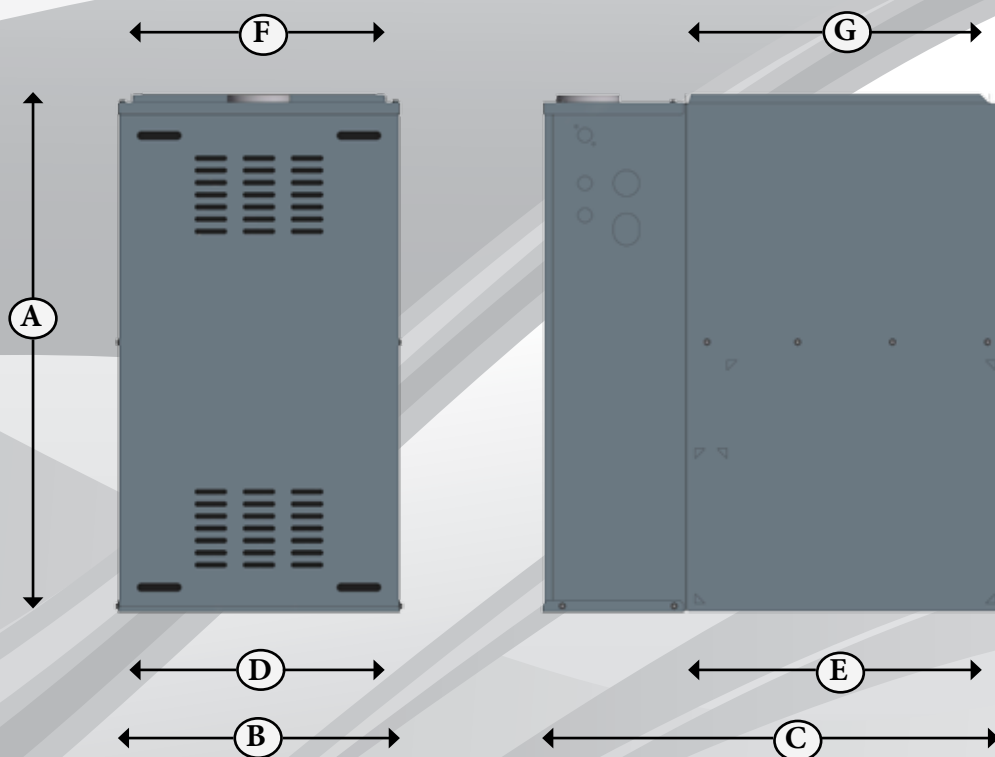


Features:

- Versatile - One model fits any need, Up-Flow, Horizontal, or (with an easy 10-minute conversion) Down-Flow
- Efficient - Computer designed Heat Exchanger and Burner System provide quiet, dependable 80% + Heating efficiency
- Compact - Fits anywhere, only 31 5/8" tall. Allows space for add-on equipment including new 14+ SEER coils
- Quiet - Four-Speed Split Capacitor blower motor provides quiet comfort to meet individual heating and cooling needs throughout the home
- Reliable - Every Sub-Assembly is test fired before it is installed in the furnace
- Quick and Easy install and service
- Return Duct can enter from right, left, or bottom on all sides
- The SparkLite Ignition system provides reliable, efficient ignition using spark to light the main burners
- The Fan Timer features self-diagnostics and monitors all furnace functions for reliable operation
- Propane (LP) Adaptable Propane kits are available, and conversion requires a quick 10 minutes in the field



Gas Furnaces



Cabinet Dimensions							
Model	Cabinet			Return		Supply	
	Height - A	Width - B	Depth - C	Width - D	Depth - E	Width - F	Depth - G
ABA040NI2R	31.63"	14.50"	28.81"	12.75"	18.90"	12.94"	18.94"
ABA040NI3R	31.63"	14.50"	28.81"	12.75"	18.90"	12.94"	18.94"
ABA060NI2R	31.63"	14.50"	28.81"	12.75"	18.90"	12.94"	18.94"
ABA060NI3R	31.63"	14.50"	28.81"	12.75"	18.90"	12.94"	18.94"
ABA060NI4R	31.63"	17.50"	28.81"	15.75"	18.90"	15.94"	18.94"
ABA080NI2R	31.63"	14.50"	28.81"	12.75"	18.90"	12.94"	18.94"
ABA080NI3R	31.63"	14.50"	28.81"	12.75"	18.90"	12.94"	18.94"
ABA080NI4R	31.63"	17.50"	28.81"	15.75"	18.90"	15.94"	18.94"
ABA080NI5R	31.63"	20.50"	28.81"	18.75"	18.90"	18.94"	18.94"
ABA100NI3R	31.63"	17.50"	28.81"	15.75"	18.90"	15.94"	18.94"
ABA100NI4R	31.63"	17.50"	28.81"	15.75"	18.90"	15.94"	18.94"
ABA100NI5R	31.63"	20.50"	28.81"	18.75"	18.90"	18.94"	18.94"
ABA120NI4R	31.63"	20.50"	28.81"	18.75"	18.90"	18.94"	18.94"
ABA120NI5R	31.63"	20.50"	28.81"	18.75"	18.90"	18.94"	18.94"
ABA140NI4R	31.63"	23.50"	28.81"	21.75"	18.90"	21.94"	18.94"
ABA140NI5R	31.63"	23.50"	28.81"	21.75"	18.90"	21.94"	18.94"

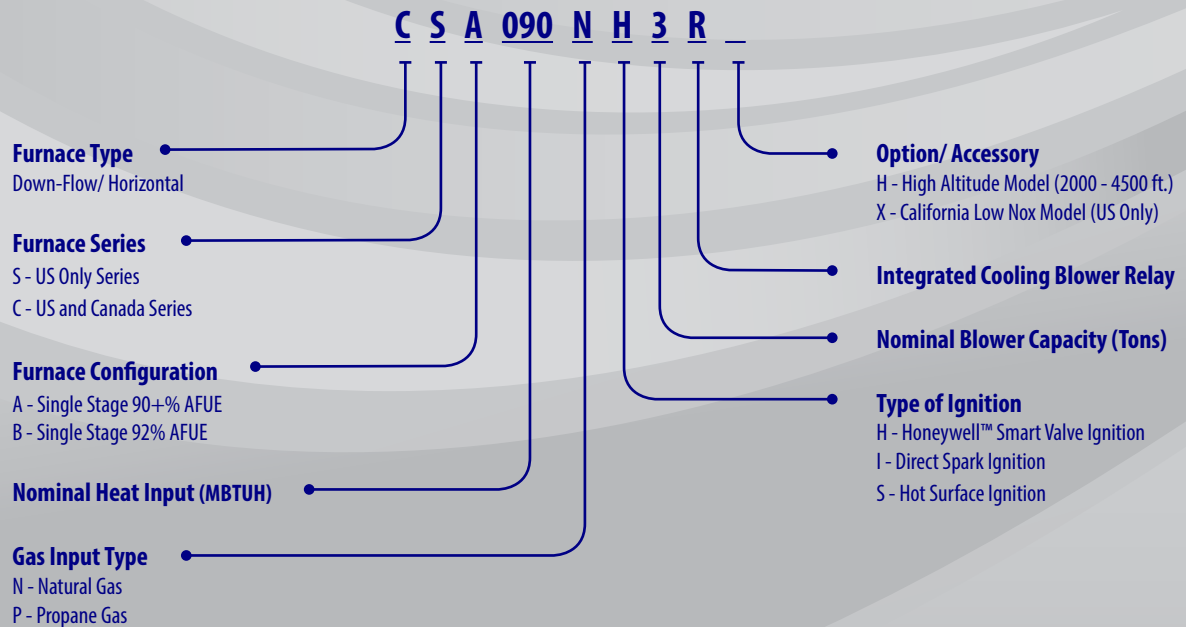
90% - 92% Down-flow & Horizontal Furnaces



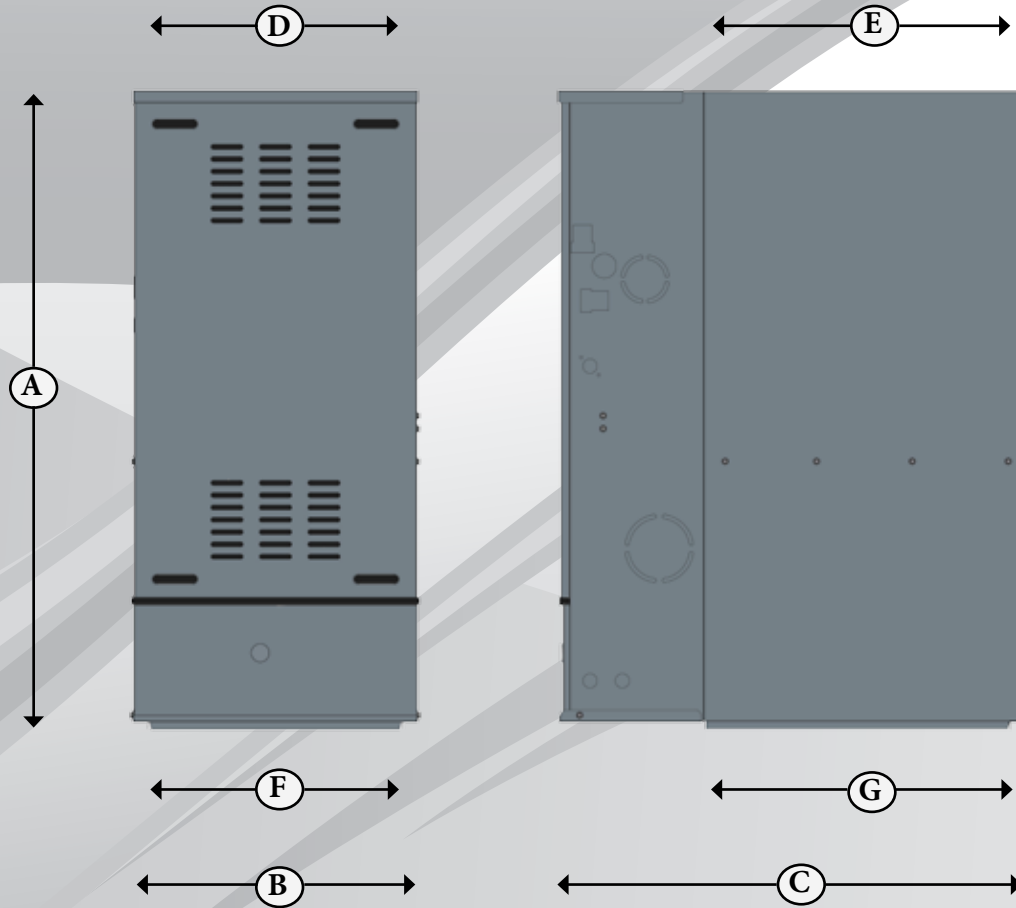
Features:

- 90% + AFUE
- Weld-less, Tubular Heat Exchanger
- Self-diagnosing control system
- Patented High Temperature Limit Switch
- High Altitude option with 4-Speed blowers
- Easy service access with no door switches
- Every furnace must pass a 34 - point Factory Operational Test
- Power terminals provided for Humidifier and Electric Air Cleaner
- Each attractive cabinet is galvanized and then painted
- Front panel combustion view port

Down-Flow & Horizontal Furnace
Patent Product



Gas Furnaces



Cabinet Dimensions							
Model	Cabinet Height - A	Cabinet Width - B	Cabinet Depth - C	Return Width - D	Return Depth - E	Supply Width - F	Supply Depth - G
CSA054NH3R	39.00"	17.50"	28.81"	15.94"	20.00"	15.75"	19.00"
CSA072NH3R	39.00"	17.50"	28.81"	15.94"	20.00"	15.75"	19.00"
CSA072NH4R	39.00"	20.50"	28.81"	18.94"	20.00"	18.75"	19.00"
CSA090NH3R	39.00"	17.50"	28.81"	15.94"	20.00"	15.75"	19.00"
CSA090NH4R	39.00"	20.50"	28.81"	18.94"	20.00"	18.75"	19.00"
CSA108NH3R	39.00"	23.50"	28.81"	21.94"	20.00"	21.75"	19.00"
CSA126NH5R	39.00"	23.50"	28.81"	21.94"	20.00"	21.75"	19.00"

92% - 95% High Efficiency Condensing Furnaces



Features: *(2 - Stage Furnaces)

- High Efficiency 2 - Stage, 92 + % AFUE
- Weld-less, Tubular Heat Exchanger
- ECM Variable Speed Motor
- Patented High Temperature Limit Switch
- Easy service access with no door switches
- Power terminals provided for Humidifier and EAC
- High Altitude option
- Comprehensive 34 - point Factory Operational Test
- Combustion view port in front access panel
- *** Current government tax credit program eligible
- Self-diagnosing control system
- 5 - Code Memory storage
- Dual Pressure Switch operation

V S C 072 N S 3 R V

Furnace Type

V - Vertical/ Up-Flow

Furnace Series

S - US Only Series
C - US and Canada Series

Furnace Configuration

B - Single Stage 92% AFUE
C - Two Stage 95% AFUE

Nominal Heat Input (MBTUH)

Gas Input Type

N - Natural Gas
P - Propane Gas

Type of Ignition

H - Honeywell™ Smart Valve Ignition
I - Direct Spark Ignition
S - Hot Surface Ignition

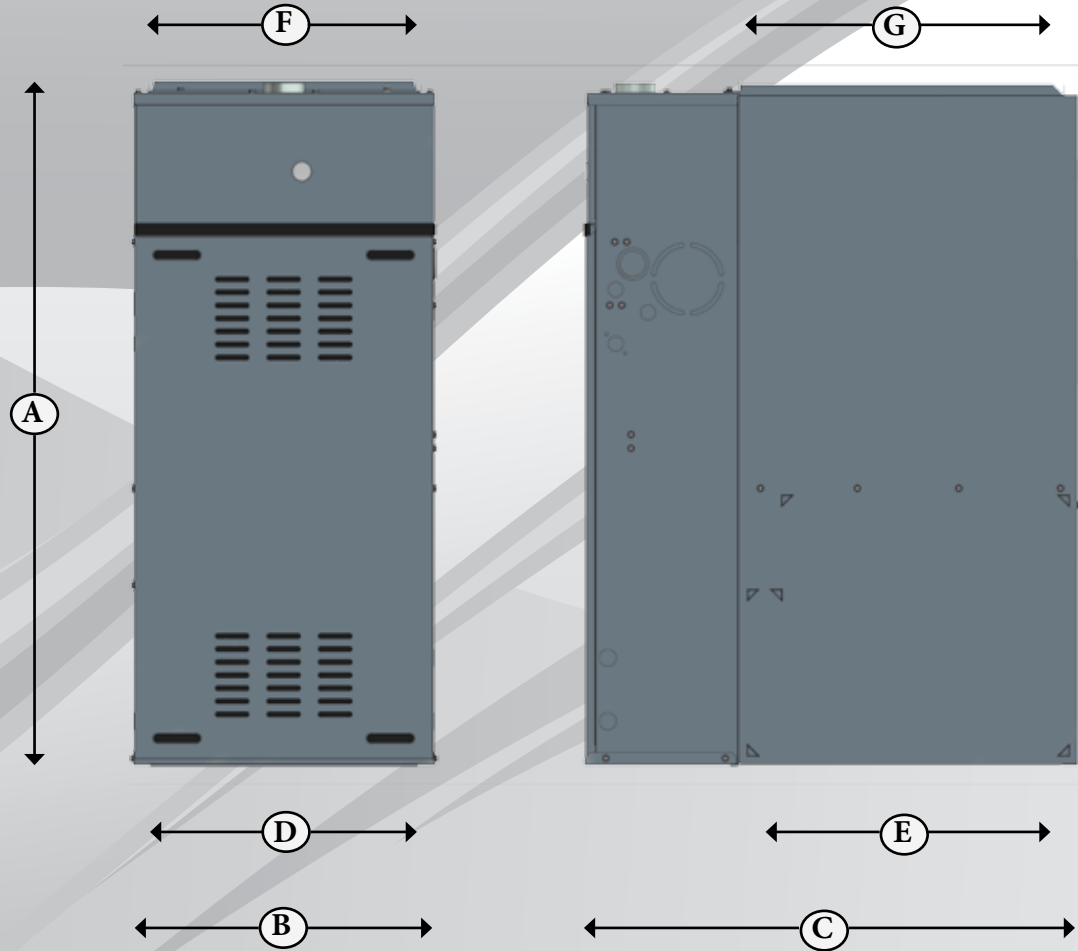
Option/ Accessory

H - High Altitude Model (200 - 4500 ft.)
X - California Low Nox Model (US Only)
E - High Efficiency Motor
V - Variable Speed Motor

Integrated Cooling Blower Relay

Nominal Blower Capacity (Tons)

Gas Furnaces



Cabinet Dimensions							
Model	Cabinet Height - A	Cabinet Width - B	Cabinet Depth - C	Return Width - D	Return Depth - E	Supply Width - F	Supply Depth - G
VS*054N*3R*	39.00"	17.50"	28.81"	15.75"	18.88"	15.94"	18.94"
VS*072N*3R*	39.00"	17.50"	28.81"	15.75"	18.88"	15.94"	18.94"
VS*072N*4R*	39.00"	20.50"	28.81"	18.75"	18.88"	18.94"	18.94"
VS*090N*3R*	39.00"	17.50"	28.81"	15.75"	18.88"	15.94"	18.94"
VS*090N*4R*	39.00"	20.50"	28.81"	18.75"	18.88"	18.94"	18.94"
VS*108N*5R*	39.00"	23.50"	28.81"	21.75"	18.88"	21.94"	18.94"
VS*126N*5R*	39.00"	23.50"	28.81"	21.75"	18.88"	21.94"	18.94"

Single Circuit

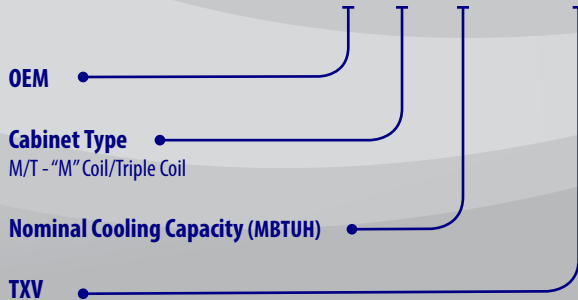


Features:

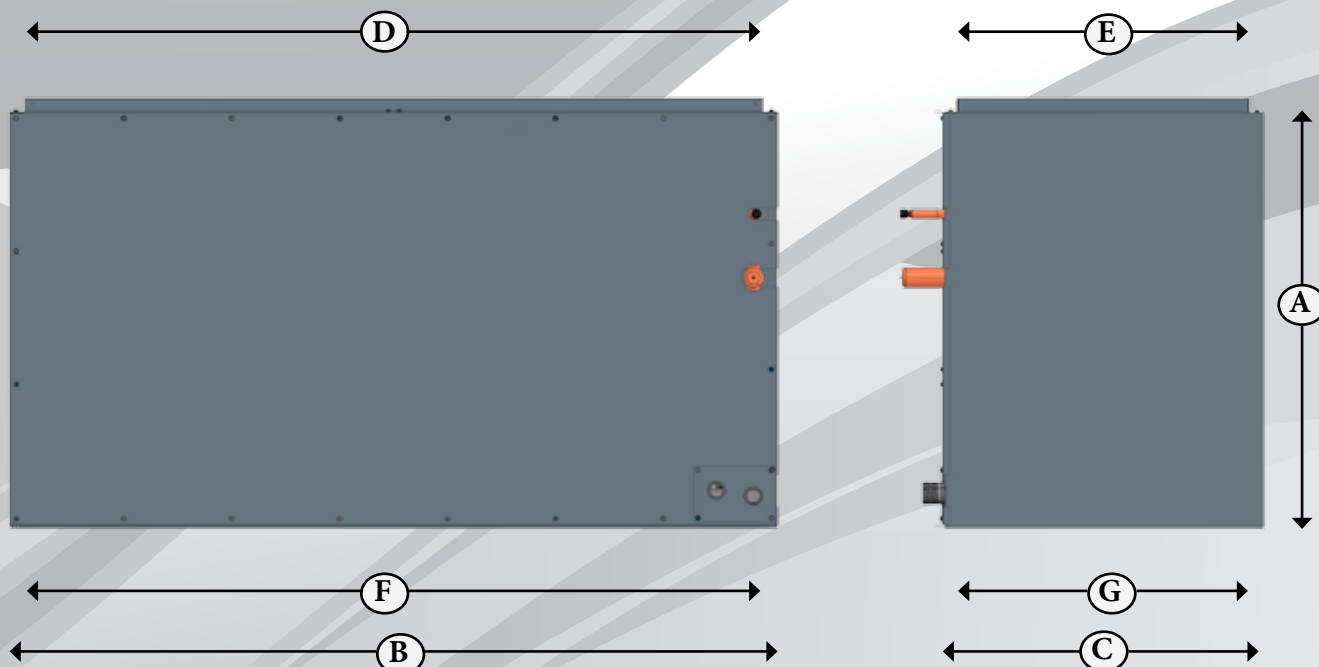
- Choose between 6 to 20 Ton Nominal Capacity
- Aluminum or Copper tubing
- Heavy, Aluminum fins and end plates
- Single or Dual Refrigerant Circuits.
- Fixed orifice or Expansion Valve Refrigerant Metering
- Galvanized Steel drain pan
- Coils are pressure tested to 500 PSI before assembly
- Attractive, corrosion resistant painted steel casing
- May be combined with additional units

Single Circuit Commercial
Patent Product

AS M 180X + V



Commercial Single Circuit



R-22 Commercial Dimensions								
Model	Capacity	Cabinet			Top Opening		Bottom Opening	
		Height - A	Length - B	Depth - C	Width - D	Depth - E	Width - F	Depth - G
ASM90X + V (R22)	6 Tons	24.00"	42.00"	21.50"	40.25"	19.75"	40.75"	20.25"
ASM102X + V (R22)	7.5 Tons	26.00"	42.00"	21.50"	40.25"	19.75"	40.75"	20.25"
ASM146X + V (R-22)	10 Tons	28.00"	52.00"	21.50"	50.25"	19.75"	50.75"	20.25"
ASM180X + V (R22)	15 Tons	36.00"	65.00"	21.50"	63.25"	19.75"	63.75"	20.25"
ASM240X + V (R22)	20 Tons	36.00"	65.00"	21.50"	63.25"	19.75"	63.75"	20.25"

R-410a Commercial Dimensions								
Model	Capacity	Cabinet			Top Opening		Bottom Opening	
		Height - A	Length - B	Depth - C	Width - D	Depth - E	Width - F	Depth - G
ASM72X + V (R410a)	6 Tons	26.00"	42.00"	21.50"	40.25"	19.75"	40.75"	20.25"
ASM96X + V (R410a)	7.5 Tons	28.00"	42.00"	21.50"	40.25"	19.75"	40.75"	20.25"
ASM120X + V (R410a)	10 Tons	28.00"	52.00"	21.50"	50.25"	19.75"	50.75"	20.25"
ASM180X + V (R410a)	15 Tons	36.00"	65.00"	21.50"	63.25"	19.75"	63.75"	20.25"
ASM244X + V (R410a)	20 Tons	36.00"	65.00"	21.50"	63.25"	19.75"	63.75"	20.25"

Commercial Coils




Split Circuit Commercial
Patent Product

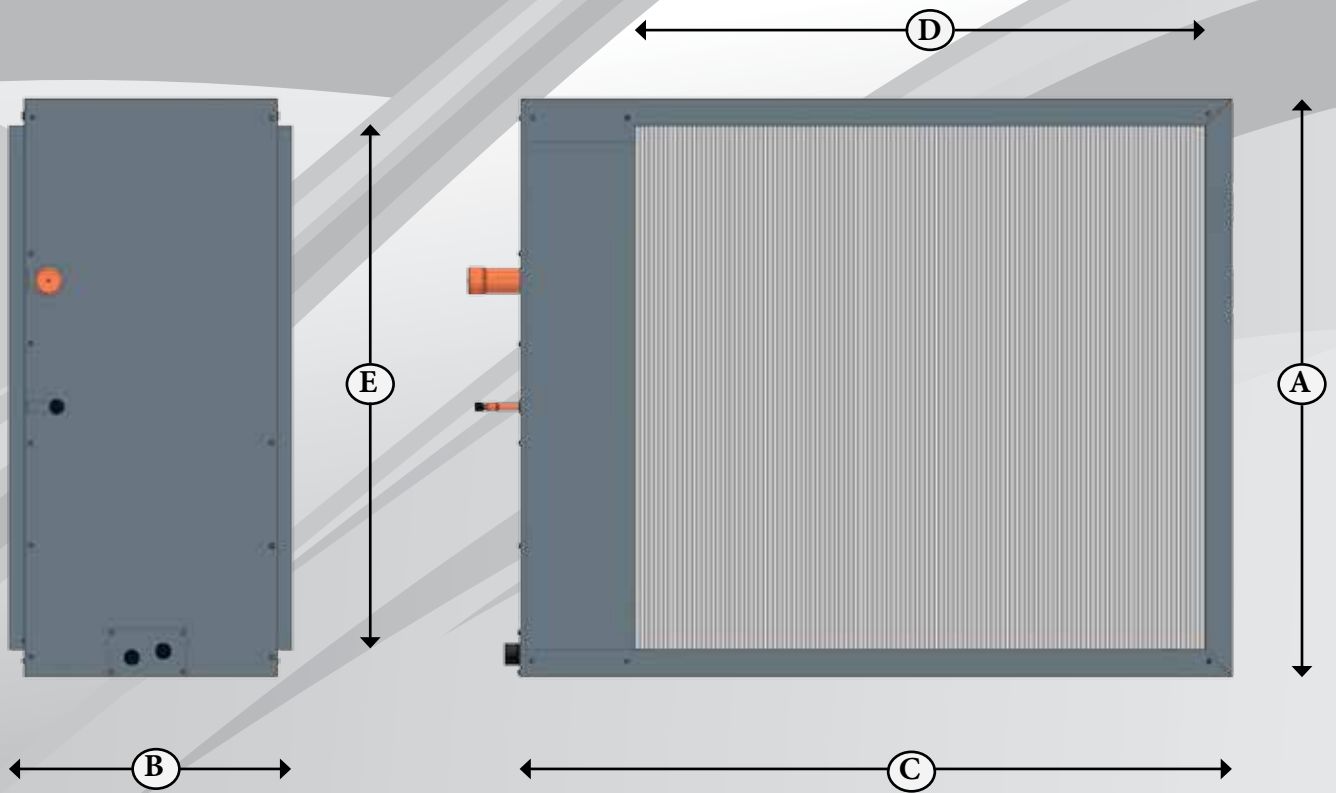
Split Circuit

- Choose between 6 to 20 Ton Nominal Capacity
- Aluminum or Copper tubing
- Heavy, Aluminum fins and end plates
- Single or Dual Refrigerant Circuits
- Fixed orifice or Expansion Valve Refrigerant Metering
- Polymer drain pan
- Coils are pressure tested to 500 PSI before assembly
- Attractive, corrosion resistant painted steel casing
- May be combined with additional units

AS H 120X + 50/50 - V



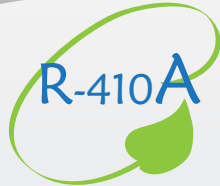
Commercial Split Circuit



Cabinet Dimensions					
Model	Cabinet Height - A	Cabinet Width - B	Cabinet Length - C	Plenum Width - D	Plenum Height - E
ASH72X - 1	24.50"	16.00"	45.00"	40.00"	21.00"
ASH96X - 1	24.50"	16.00"	45.00"	40.00"	21.00"
ASH120X - 1	36.50"	16.00"	45.00"	40.00"	33.50"
ASH180X - 1	36.50"	16.00"	69.25"	60.00"	33.50"

Condensers

Aluminum Coil Series



14+ Seer R-410A Air Conditioners
Patent Product



Features:

- Compact High Efficiency Design
- Single, Multi-Family, and Light Commercial applications
- One Foot Print 1.5 to 5.0 Tons
- Sound Absorbing Injection Molded Top Cap
- Corrosion resistant, powder painted, galvanized steel casing. Fully Louvered
- "Triple A" Aluminum Condensers
- High Efficiency Compressor
Scrolls on 1.5+ Tons
- Liquid Line Drier (Shipped - Not Installed)
3/ 8" Liquid Line Connection
- Suction Line Connections
3/ 4" on 1.5 to 3.0 Tons
7/ 8" on 3.5 to 5.0 Tons
- Easy access brass Service Valves
- Easy serviceability, a single screw opens the Electrical Access Panel
- Grille/ Motor Mount for quiet fan operation

4 AC 14 042 A S A *

Refrigerant
4 - R-410A

Unit Type
AC - Air Conditioner
HP - Heat Pump

Series
14 - 14 Seer Condensing Unit
16 - 16 Seer Condensing Unit

Nominal Cooling Capacity

Product Generation
* # - Revision Number


Condenser Coil

Compressor

Voltage

Condensers

← (B) →



(C)



(A)

Cabinet Dimensions			
Model	Cabinet Height - A	Cabinet Length - B	Cabinet Width - C
4AC13018ASA1	16.50"	36.25"	31.25"
4AC13024ASA1	20.50"	36.25"	31.25"
4AC13030ASA1	20.50"	36.25"	31.25"
4AC13036ASA1	24.50"	36.25"	31.25"
4AC13042ASA1	24.50"	36.25"	31.25"
4AC13048ASA1	24.50"	36.25"	31.25"
4AC13060ASA1	28.50"	36.25"	31.25"
4AC14018ASA2	20.50"	36.25"	31.25"
4AC14024ASA2	20.50"	36.25"	31.25"
4AC14030ASA2	24.50"	36.25"	31.25"
4AC14036ASA2	24.50"	36.25"	31.25"
4AC14042ASA2	28.50"	36.25"	31.25"
4AC14048ASA2	28.50"	36.25"	31.25"
4AC14060ASA2	32.50"	36.25"	31.25"



With our innovative products that provide easy serviceability, less manpower, and low operating costs, AllStyle Coil Company, L.P., will continue to be the premier independent coil company.



**Proudly Made in the U.S.A.
2016**



REV.10/01