



The new degree of comfort.™

Cased/Uncased Coils For Gas And Oil Furnaces

RCFL- Series

featuring Industry Standard R-410A

Refrigerant

Airflow Capacity

600-1,900 CFM [283-897 L/s]



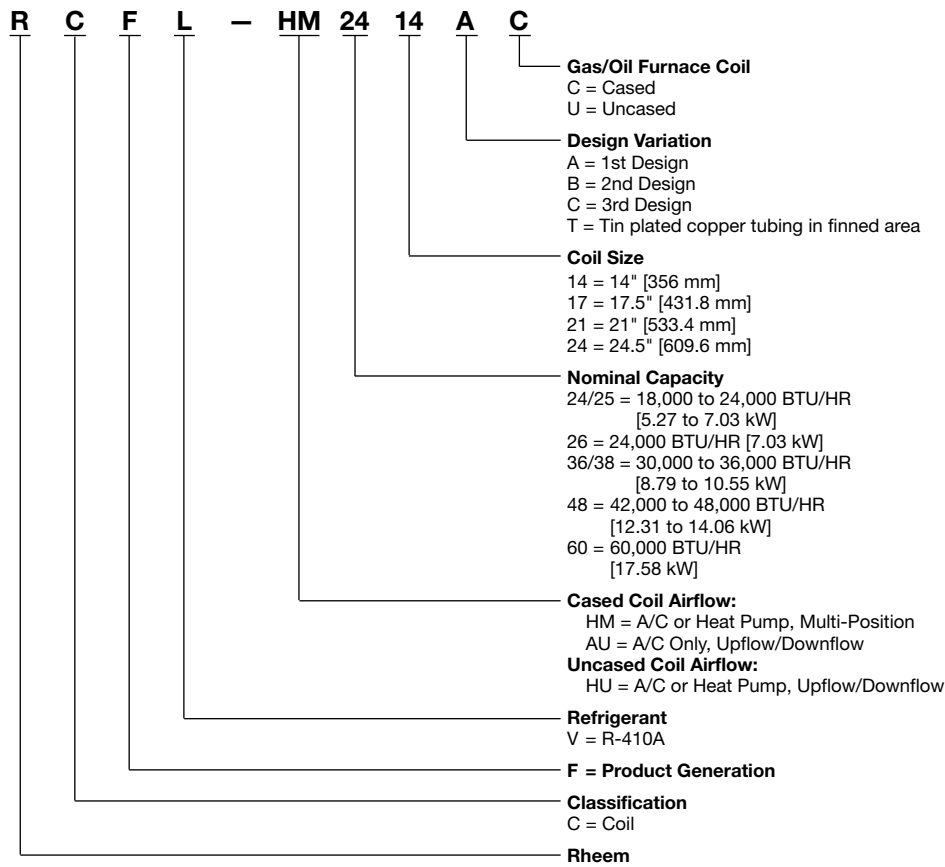
- Rheem® Indoor Coils are designed for use with Rheem outdoor units and are available for vertical upflow or downflow, and horizontal left or horizontal right airflow. When matched with Rheem outdoor units, the coils provide a nominal capacity range from 18,000 BTU/HR [5.24 kW] to 48,000 BTU/HR [14.06 kW].
- Constructed of aluminum fins bonded to internally grooved copper tubing.
- Tin plated copper tubing in the finned area for superior corrosion resistance in harsh environments.
- Coils are tested at the factory with an extensive refrigerant leak check.
- Coils have sweat refrigerant connections.
- Ideally suited for new installations or add on air conditioning.
- Feature two sets of $\frac{3}{4}$ " [14.1 mm] N.P.T. Condensate drain connections for ease of connection.
- Coils are AHRI certified for system application with variety of Rheem outdoor units.
- Condensate drain pan is constructed of high grade, heat resistant, corrosion free thermal-set material.
- Compatible with Germicidal Light System (UV resistant)
- Bi-Directional airflow eliminates the need to switch any internal components from horizontal left to right.
- Unique drain pan design maximizes application flexibility and condensate removal.
- Universal Duct Flanges are included with all coil models.

TABLE OF CONTENTS

| | |
|-----------------------------------|-----|
| Model Number Identification | 3 |
| Coil Specifications | 3 |
| Coil Dimensions and Weights | 4 |
| Accessories | 5-6 |
| Limited Warranty | 7 |



Model Number Identification



| Available Models of RCFL Coils | |
|--------------------------------|---------------|
| RCFL-HM2414CC | RCFL-HU2514CU |
| RCFL-HM2514CC | RCFL-HU2417CU |
| RCFL-HM2417CC | RCFL-HU3617CU |
| RCFL-HM3617CC | RCFL-HU3621CU |
| RCFL-HM3621CC | RCFL-HU4821CU |
| RCFL-HM4821CC | RCFL-HU4824CU |
| RCFL-HM4824CC | RCFL-HU6024CU |
| RCFL-HM6024CC | RCFL-HU3821CU |
| RCFL-HM3821CC | RCFL-HU3824CU |
| RCFL-HM3824CC | RCFL-HU2617CU |
| RCFL-HM2617CC | RCFL-HU2621CU |
| RCFL-HM2621CC | RCFL-HU2414TU |
| RCFL-AU2414CC | RCFL-HU2514TU |
| RCFL-AU2514CC | RCFL-HU2617TU |
| RCFL-AU2417CC | RCFL-HU2621TU |
| RCFL-AU3617CC | RCFL-HU2417TU |
| RCFL-AU3621CC | RCFL-HU3617TU |
| RCFL-AU4821CC | RCFL-HU3621TU |
| RCFL-AU4824CC | RCFL-HU4821TU |
| RCFL-AU6024CC | RCFL-HU4824TU |
| RCFL-AU3821CC | RCFL-HU6024TU |
| RCFL-AU3824CC | RCFL-HU3821TU |
| RCFL-HU2414CU | RCFL-HU3824TU |

Table 1: Coil Specifications/Airflow Pressure Drop

| Coil Model RCFL | Approx. Design Air Flow CFM [L/s] Range | Face Area Sq. Ft. [m ²] | Fins-in. Rows Deep | Static Pressure Drop Through Wet Cooling Coil [kPa] (Inches W.C.) CFM [L/s] | | | | | | | | | | | | | |
|--------------------------------------|---|-------------------------------------|--------------------|---|------------|------------|------------|------------|------------|------------|------------|------------|------------|------------|------------|------------|------------|
| | | | | 600 [285] | 700 [330] | 800 [380] | 900 [425] | 1000 [470] | 1100 [519] | 1200 [565] | 1300 [614] | 1400 [660] | 1500 [708] | 1600 [755] | 1700 [802] | 1800 [850] | 1900 [897] |
| HIGH EFFICIENCY COOLING COILS | | | | | | | | | | | | | | | | | |
| 2414 | 600/1000 [283/472] | 4.56 [0.42] | 16/2 | .17 [.043] | .21 [.053] | .25 [.063] | .31 [.080] | .40 [.100] | .46 [.117] | — | — | — | — | — | — | — | — |
| 2417 | 600/1000 [283/472] | 4.56 [0.42] | 16/2 | .15 [.039] | .19 [.049] | .23 [.059] | .30 [.076] | .38 [.096] | .45 [.113] | — | — | — | — | — | — | — | — |
| 2514 | 600/1000 [283/472] | 4.56 [0.42] | 16/2 | .22 [.055] | .29 [.072] | .36 [.090] | .44 [.110] | .52 [.130] | 576 [.144] | — | — | — | — | — | — | — | — |
| 2617/3617 | 900/1400 [424/661] | 5.70 [0.53] | 16/2 | — | — | .17 [.043] | .21 [.053] | .26 [.064] | .31 [.080] | .36 [.092] | .41 [.103] | — | — | — | — | — | — |
| 2621/3621 | 900/1400 [424/661] | 5.70 [0.53] | 16/2 | — | — | .15 [.038] | .18 [.047] | .23 [.058] | .27 [.069] | .31 [.080] | .37 [.094] | — | — | — | — | — | — |
| 3821/4821 | 1200/1800 [566/850] | 8.55 [0.79] | 16/2 | — | — | — | — | — | — | .22 [.056] | .25 [.063] | .28 [.071] | .32 [.081] | .36 [.092] | .41 [.103] | — | — |
| 3824/4824 | 1200/1800 [566/850] | 8.55 [0.79] | 16/2 | — | — | — | — | — | — | .22 [.056] | .25 [.063] | .28 [.071] | .32 [.081] | .32 [.081] | .41 [.103] | — | — |
| 6024 | 1600/1900 [755/897] | 9.98 [0.93] | 14/3 | — | — | — | — | — | — | — | — | — | — | .27 [.070] | .30 [.076] | .34 [.084] | .37 [.094] |

NOTE: Represents Coil-Only Airflow Ratings

[] Designates Metric Conversions



Table 2: Coil Dimensions and Weights

| Coil Model RCFL | Connections | | Cased Coil Dimensions (in) [mm] | | | Weight | |
|--------------------|------------------|-------------|--------------------------------------|--------------------------------------|---------------------------------------|-----------------------------|---------------------------------|
| | Sweat (in.) [mm] | | A | B | C | Coil Weight (lbs.) [Kg.] | Shipping Weight (lbs.) [Kg.] |
| | Liquid | Suction | | | | | |
| | I.D. | I.D. | | | | | |
| 2414*/2514* | 3/8 [9.53] | 3/4 [19.05] | 14 [356] | 21 [533] | 23 ⁹ / ₁₆ [584] | 46 [21] | 50 [23] |
| 2417 | 3/8 [9.53] | 3/4 [19.05] | 17 ¹ / ₂ [445] | 14 ¹ / ₂ [368] | 20 [508] | 46 [21] | 51 [23] |
| 2617/3617 | 3/8 [9.53] | 3/4 [19.05] | 17 ¹ / ₂ [445] | 17 ⁷ / ₈ [454] | 20 [508] | 52 [24] | 57 [26] |
| 2621/3621 | 3/8 [9.53] | 3/4 [19.05] | 21 [533] | 17 ¹ / ₂ [445] | 20 [508] | 54 [24] | 60 [27] |
| 3821/4821 | 3/8 [9.53] | 7/8 [22.23] | 21 [533] | 25 ⁷ / ₈ [657] | 28 [711] | 76 [34] | 83 [38] |
| 3824/4824 | 3/8 [9.53] | 7/8 [22.23] | 24 ¹ / ₂ [622] | 25 ³ / ₈ [645] | 32 [812] | 89 [40] | 99 [45] |
| 6024 | 3/8 [9.53] | 7/8 [22.23] | 24 ¹ / ₂ [622] | 30 ¹ / ₄ [768] | 32 [812] | 108 [49] | 118 [55] |

*The 14 inch, 2 ton RCFL coil (2414) is part of the "N-Coil" design series, even though the coil shape resembles an "A" coil design.

FIGURE 1: DIMENSIONS

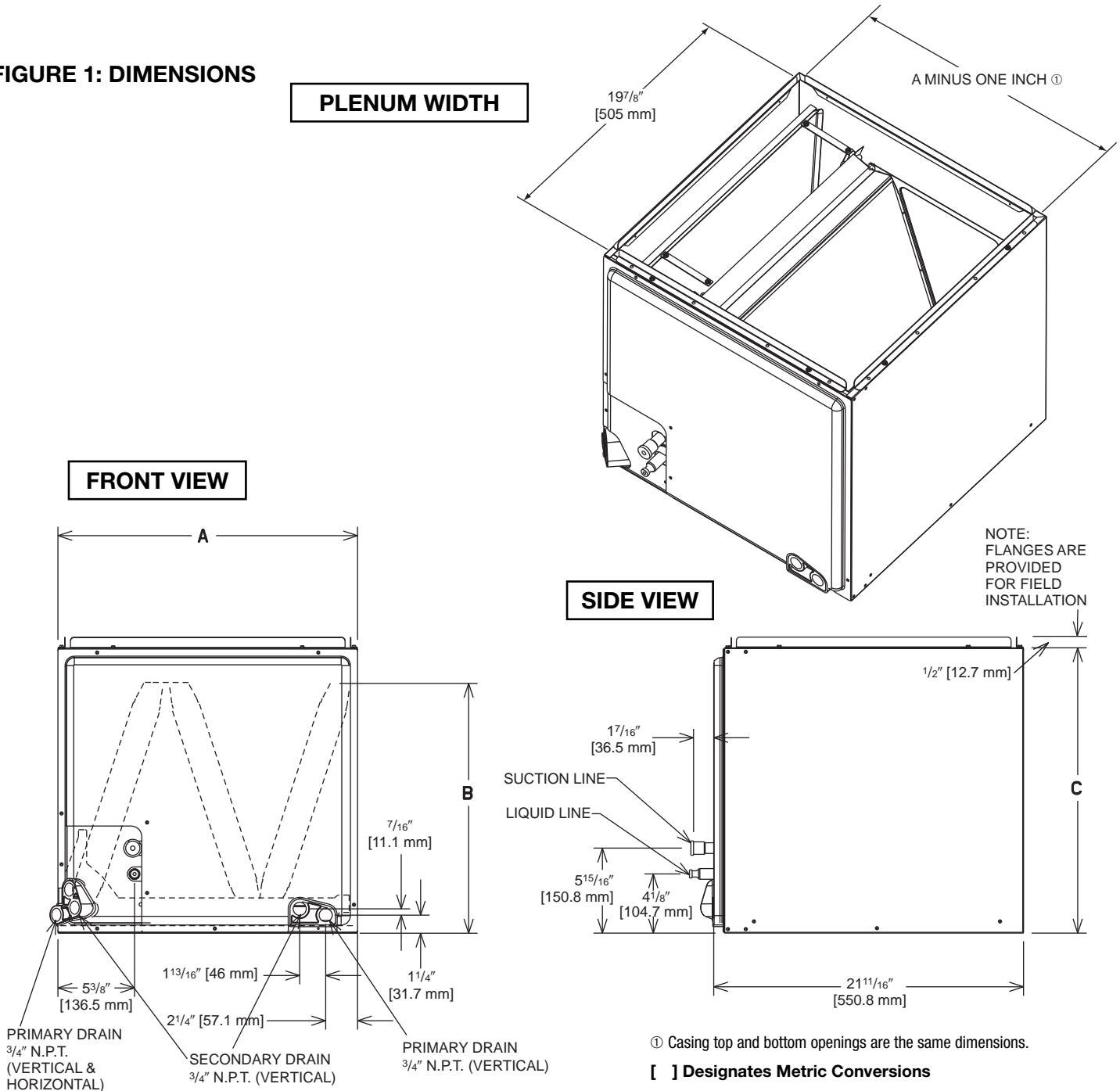


Table 3: Coil Application

Coils can be matched to heating products as listed in table below.

| Coil Model RCFL | Furnace Width (In.) (mm) | |
|--------------------------------------|-----------------------------|-----------------------|
| | Oil | Gas |
| 2414 2417 2514 2617 3617 | — | 14 [356] |
| 2417 2617 3617 | 21 [533] | 17½ [444] 14 [356] |
| 2621 3621 3821 4821 | 21 [533] | 21 [533] 17½ [444] |
| 3824 4824 6024 | 24½ [622] | 24½ [622] 21 [533] |

*Note: Due to the proximity of the drain pan to the high temperature oil furnace drain, horizontal left application is not permitted on all oil furnaces.

Accessories

• PLENUM ADAPTER ACCESSORY RXBA-AE

This plenum adapter accessory is for use with the 24½" wide cased indoor cooling and heat pump coils. This allows a 24½" wide cased coil to be installed on a 28" wide oil furnace. This is a field-installed accessory only.

• RXBA-AC (Upflow/Horizontal)

These plenum adapter accessories are for use when a cooling coil is matched with a gas furnace of one smaller size.

• HORIZONTAL ADAPTER KIT RXHH (See Figure 2)

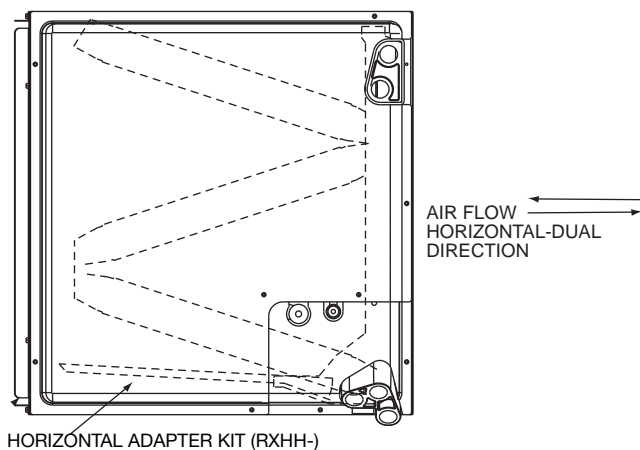
This horizontal adapter kit is used to convert a upflow or downflow coil for a horizontal application. See Table 4 to order the proper horizontal adapter kit.

*Note: The horizontal adapter kit cannot be used for RCFL-AU****BC applications. It can only be used on RCFL-AU****AC applications and for RCFL-HU****AC applications.

Table 4: Horizontal Adapter Kit Model No.

| Coil Model | Horizontal Adapter Kit Model No. |
|------------|----------------------------------|
| 2414/2514 | RXHH-A01 |
| 2417 | RXHH-A02 |
| 3617/3621 | RXHH-A03 |
| 4821/4824 | RXHH-A04 |

FIGURE 2: HORIZONTAL ADAPTER KIT ILLUSTRATION



• INDOOR COIL CASING- RXBC (See Table 5)

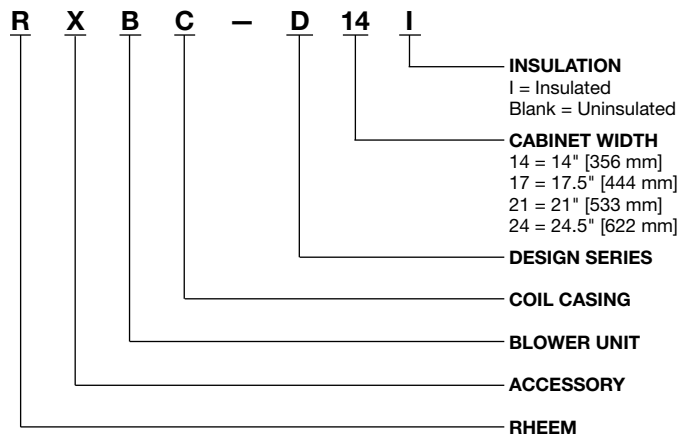


Table 5: Unit Dimensions and Weights- RXBC Indoor Coil Casings

| Model Number | Width (in.) [mm] | Height (in.) [mm] | Depth (in.) [mm] | Unit Weight | | Supply Air/Return Air Openings | |
|--------------|------------------|---------------------------------------|--------------------------------------|---------------------|------------------------|--------------------------------|---------------------------------------|
| | | | | Weight (lbs.) [Kg.] | Ship. Wt. (lbs.) [Kg.] | Width (in.) [mm] | Depth (in.) [mm] |
| RXBC-D14AI | 14 [356] | 23 ³ / ₁₆ [589] | 21 ⁵ / ₈ [549] | 19 [9] | 23 [10] | 13 [330] | 19 ³ / ₃₂ [508] |
| RXBC-D17AI | 17½ [445] | 20 [508] | | 18 [8] | 23 [10] | 16½ [419] | |
| RXBC-D21AI | 21 [533] | 20 [508] | | 20 [9] | 26 [12] | 20 [508] | |
| RXBC-D21BI | 21 [533] | 28 [711] | | 27 [12] | 36 [17] | 20 [508] | |
| RXBC-D24AI | 24½ [622] | 32½ [826] | | 34 [16] | 44 [20] | 23½ [597] | |

Table 6: Uncased Coil Adapter Kit

| Uncased Coil Adapter Model Number RXBA | A Width (in.) [mm] | Uncased Coil Model RCFL |
|--|--------------------------------------|-------------------------|
| B14x20 | 13 ¹ / ₈ [333] | -HUxx14 |
| B17x20 | 16 ⁵ / ₈ [422] | -HUxx17 |
| B21x20 | 20 ¹ / ₈ [511] | -HUxx21 |
| B24x20 | 23 ⁵ / ₈ [599] | -HUxx24 |

[] Designates Metric Conversions

Accessories (cont.)

- **UNCASED COIL ADAPTER KIT**
RXBA- (See Figure 3 & 4)

This uncased coil adapter kit is used to adapt the coil to a furnace or ductwork. See Table 6 to order the proper adapter kit. Each kit contains a quantity of 20 adapters.

FIGURE 3: UNCASED COIL ADAPTER KIT ILLUSTRATION

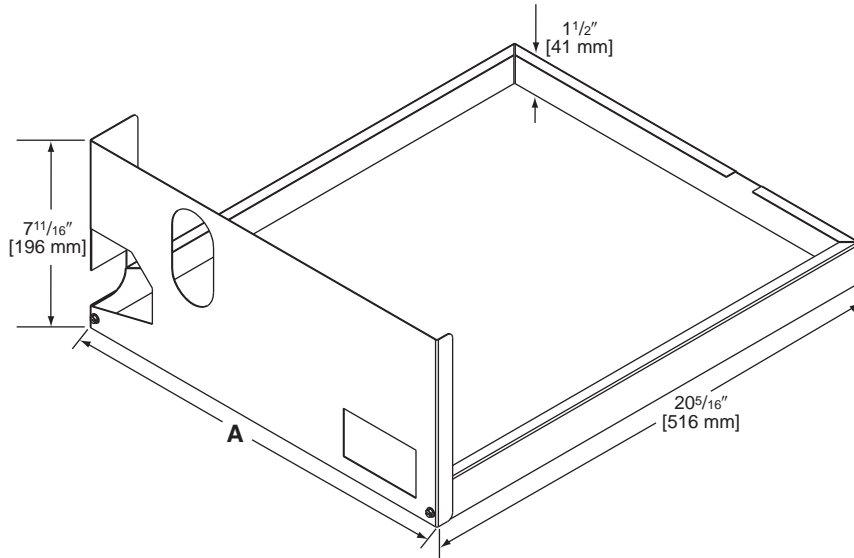
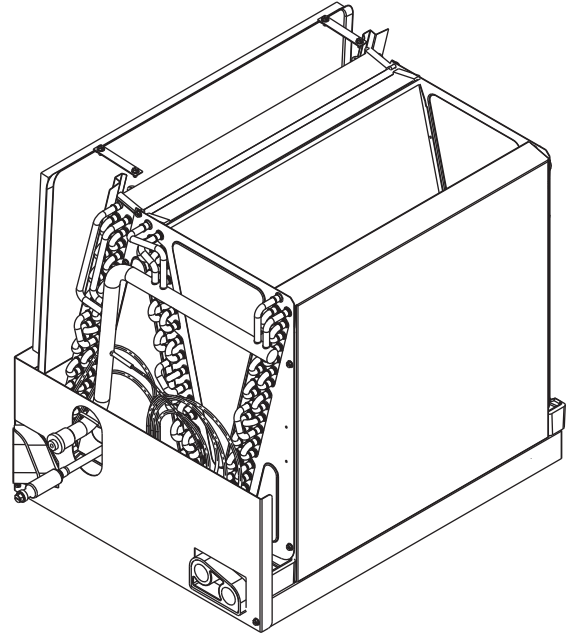


FIGURE 4: UNCASED COIL ADAPTER KIT ASSEMBLED



Note: Sliding the coil into the coil rail before attaching coil rack front.

[] Designates Metric Conversions

GENERAL TERMS OF LIMITED WARRANTY*

Rheem will furnish a replacement for any part of this product which fails in normal use and service within the applicable periods stated, in accordance with the terms of the limited warranty.

***For complete details of the Limited and Conditional Warranties, including applicable terms and conditions, contact your local contractor or the Manufacturer for a copy of the product warranty certificate.**

Parts.....Five (5) Years
Conditional Parts (Registration Required).....Ten (10) Years



The new degree of comfort.™

In keeping with its policy of continuous progress and product improvement, Rheem reserves the right to make changes without notice.

Rheem Heating, Cooling & Water Heating • P.O. Box 17010
Fort Smith, Arkansas 72917 • www.rheem.com

Rheem Canada Ltd./Ltée • 125 Edgeware Road, Unit 1
Brampton, Ontario • L6Y 0P5



INTEGRATED HOME COMFORT

PRINTED IN U.S.A 1/13 QG FORM NO. C11-220